

Study of the Impacts of COVID-19 and Other Recent Shocks in Haiti



February 2022 | Volume I

IMPEL | Implementer-Led Evaluation & Learning Associate Award



ABOUT IMPEL

The Implementer-Led Evaluation & Learning (IMPEL) Associate Award works to improve the design and implementation of Bureau for Humanitarian Assistance (BHA)-funded resilience food security activities (RFSAs) through implementer-led evaluations and knowledge sharing. Funded by the United States Agency for International Development (USAID) BHA, IMPEL will gather information and knowledge in order to measure performance of RFSAs, strengthen accountability, and improve guidance and policy. This information will help the food security community of practice and USAID to design projects and modify existing projects in ways that bolster performance, efficiency, and effectiveness. IMPEL is a seven-year activity (2019–2026) implemented by Save the Children (lead), TANGO International, Tulane University, Causal Design, Innovations for Poverty Action, and the International Food Policy Research Institute.

RECOMMENDED CITATION

IMPEL. (2022). *Study of the Impacts of COVID-19 and Other Recent Shocks in Haiti (Vol. I)*. Washington, DC: The Implementer-Led Evaluation & Learning Associate Award.

PHOTO CREDITS

Reginald Louissaint Jr. / Save the Children

DISCLAIMER

This report is made possible by the generous support of the American people through the United States Agency for International Development (USAID). The contents are the responsibility of the Implementer-Led Evaluation & Learning (IMPEL) award and do not necessarily reflect the views of USAID or the United States Government.

CONTACT INFORMATION

IDEAL Activity

c/o Save the Children

899 North Capitol Street NE, Suite #900

Washington, DC 20002

www.fsnnetwork.org

IMPEL@savechildren.org

PREPARED BY:



TABLE OF CONTENTS

List of Tables	iii
List of Figures	iii
Acronyms	iv
Summary of Key Findings	v
1. Introduction	1
1.1. Adapting an Impact Evaluation into a COVID-19 Impact Study (Overview)	1
1.2. Study Objectives and Research Questions.....	2
2. Methodology	3
2.1. Round 1 Quantitative.....	3
2.1.1. Tools and Indicators.....	4
2.1.2. Sampling.....	4
2.1.3. Training and Fieldwork.....	5
2.2. Phase 1 Qualitative	6
2.2.1. Objectives and Tools	7
2.2.2. Sample Size and Selection.....	7
2.2.3. Training and Fieldwork.....	7
2.3. Round 2 Quantitative.....	8
2.3.1. Tools and Indicators.....	8
2.3.2. Sampling.....	9
2.3.3. Training and Fieldwork.....	9
2.4. Phase 2 Qualitative	9
2.4.1. Objectives and Tools	10
2.4.2. Sampling.....	10
2.4.3. Training and Fieldwork.....	11
2.5. COVID-19 Protocols and Ethical Considerations.....	12
2.6. Data Analysis (Quantitative)	12
2.7. Data Analysis (Qualitative).....	13
2.8. Limitations and Delimitations	14
3. Overview of Food Security, Shocks, and COVID-19 in Haiti (2018–Present) ..	16
3.1. COVID-19.....	17
3.2. Other Shocks	18
3.3. Economic Instability	18
3.4. Food Security	19
4. Results	23
4.1. Changes in Poverty and Food Security.....	23

4.1.1. Poverty	23
4.1.2. Food Security	25
4.2. Perceptions of the Impacts of COVID-19	31
4.3. COVID-19 Precautions and Access to Healthcare	31
4.4. Impacts of Drought, Poor Water Access, and Infrastructure.....	32
4.5. Agriculture and Other Livelihoods	33
4.6. Psychosocial	36
5. Conclusions	39
Annex A: Qualitative Tools.....	41
Phase 1 Qualitative KII Guide English.....	41
Phase 2 Qualitative FGD Guide English.....	45
Phase 2 Qualitative Research Questions Guidance for FGD Leaders French.....	49
Annex B: Quantitative Tools	52
Round 1 English Questionnaire	52
Round 1 Creole Questionnaire.....	74
Round 2 Questionnaire	98

VOLUME II

Annex C: CPVOD-19 Research Safety Protocol and Guidance

Annex D: GHQ-12 Additional Analysis

Annex E: Protocol

LIST OF TABLES

Table 1. Quantitative Round 1 & 2 data collection dates and sample sizes	9
Table 2. Phase 2 qualitative sample.....	11
Table 3. Total verified cases of COVID-19 by department, October 2021.....	17

LIST OF FIGURES

Figure 1. Study timeline	3
Figure 2. Timeline of shocks in Haiti 2018–present.....	16
Figure 3. Consumer Price Indices (food, general) 2018–2021.....	19
Figure 4. IPC analysis 2020–2021 (with projections for 2021–2022)	20
Figure 5. IPC analysis 2018–2019 (with projections for 2019-2020)	22
Figure 6. Prevalence of poverty by commune	23
Figure 7. Depth of poverty by commune	24
Figure 8. Food Consumption Score by commune	25
Figure 9. Consumption days by food group.....	26
Figure 10. Changes in per capita food expenditures and quantities	27
Figure 11. Household Dietary Diversity Score by commune	28
Figure 12. Change in Household Hunger Scale by commune	29
Figure 13. Household Hunger Scale question responses by commune.....	29
Figure 14. Reported livelihood activities	34
Figure 15. Asset ownership by commune.....	35
Figure 16. Change in assets between rounds	36
Figure 17. GHQ-12 and the Household Hunger Scale.....	38

ACRONYMS

BAC	Communal Agriculture Extension Office
BHA	Bureau for Humanitarian Assistance
CPI	Consumer Price Index
DHS	Demographic and Health Survey
FCS	Food Consumption Score
FFP	USAID’s Office of Food for Peace
FGD	Focus Group Discussion
GHI	Global Hunger Index
GHQ-12	General Health Questionnaire- 12
HDDS	Household Dietary Diversity Score
HDVI	Haitian Deprivation and Vulnerability Index
HH	Household
HHS	Household Hunger Scale
IMPEL	Implementer Led Evaluation and Learning
IP	Implementing-Partner
IPC	Integrated Phase Classification
KI	Key Informant
KII	Key Informant Interview
KL	Kore Lavi
M&E	Monitoring and Evaluation
ODK	Open Data Kit
PPP	Purchasing Power Parity
RFSA	Resilience Food Security Activity
USAID	United States Agency for International Development
USD	United States Dollar
VSLA	Village Savings and Loan Association

SUMMARY OF KEY FINDINGS

In early 2020, the Kore Lavi Strategic Objective 2 (SO2) impact evaluation was discontinued due to the COVID-19 pandemic and heightened insecurity. However, the USAID Bureau for Humanitarian Assistance (BHA) seized this unique opportunity to conduct a mixed-methods study in three Kore Lavi communes in the Northwest Department and upper Artibonite Department (Bombardopolis, Mole Saint Nicolas, and Anse Rouge) where data was collected prior to the start of the pandemic. The study looks at the impacts of recent shocks (COVID-19, climatic, social-political) on poor households,¹ and the capacities and strategies these households have used to mitigate these events.

This study builds on the first round of data collected from 276 households surveyed in January of 2020 by conducting a second round of data collection with the same households in January and February 2021, with the addition of questions related to COVID-19, shocks, and resilience. These two studies provide a panel database of 255 households (21 households lost at follow-up).

Additionally, complementary qualitative research was conducted in two phases. Phase 1 was intended to inform hypotheses and modifications to the second round of the quantitative data collection tool. It took place in January and February of 2021 prior to the second round of quantitative data collection. Phase 2 of the qualitative research was conducted in June 2021 after the second round of quantitative data collection to further explore the impacts of COVID-19, other shocks, and resilience of poor households in the study areas. Phase 2 was also meant to better illuminate the quantitative findings.

The study has identified several findings of particular importance to understanding the current food/nutrition security and poverty situation of poor households in the study areas.

Key Finding 1: Changes in Poverty and Food Security

According to the Integrated Phase Classification (IPC), food security in Haiti has worsened in the past 3 years, with the number of Haitians facing high levels of acute food insecurity nearly doubling between 2018 and 2021. The September 2021–February 2022 IPC indicates, in the communes focused on in this study, Bombardopolis and Mole Saint Nicolas are in Phase 4 (food security emergency), and Anse rouge is in Phase 3 (food security crisis). The cited drivers of poor food security are economic (inflation, reduction in remittances), poor harvests (poor rainfall), hurricane Laura (August 2020, mainly in the southern parts of the country), and the secondary impacts of COVID-19 (lockdowns, restrictions negatively affecting livelihoods).

Between early 2020 (Round 1) and early 2021 (Round 2), the breadth and depth of poverty has increased, with a highly significant shift observed in Anse Rouge. Food security-related outcomes show mixed directions of change between rounds, but in all cases, a very large proportion of households experiencing food insecurity and hunger.

The overall prevalence of households living on less than the equivalent of \$1.90 per day per capita increased from 81% to 87%. The greatest increase was observed in Mole Saint Nicholas (from 68% of

¹ Kore Lavi (KL) identified the poorest 11% of households in each targeted commune through a full census of all households. KL gathered basic information to estimate their poverty level using the Haitian Deprivation and Vulnerability Index (HDVI), a poverty proxy KL developed. Only these poorest households were included in the SO2 Impact Evaluation baseline survey.

households in Round 1 to 80% in Round 2). This increase in poverty is largely due to a significant decrease in the purchasing power of households. The Purchasing Parity Index for Haiti increased by 24% between 2019 and 2020, resulting in a 34% increase in the poverty line after accounting for additional inflation in early 2021. Thus, while overall reported expenditures remained largely stable between the two rounds, reported quantities purchased indicated a significant decline in the estimated overall quantity of food consumed per person. These findings are triangulated by the qualitative data, where participants in both phases indicated price increases, with several Phase 2 Focus Group Discussion (FGD) participants reporting the prices of some basic commodities had as much as doubled.

Food security was measured in the quantitative surveys using two different diet-related indicators and one experiential indicator. The Household Dietary Diversity Score (HDDS) measures the diversity of foods consumed within a household during the previous day and is reported as a mean or median value. The Food Consumption Score (FCS) is a measure of diet diversity and the frequency of consumption in the household during the previous 7 days. The resulting FCS is then reported as a prevalence, categorized into three food consumption groups (poor, borderline, and acceptable). The Household Hunger Scale (HHS) measures the perceived experience of hunger in the household over the past month and is reported as a prevalence. The scale is categorized into severe hunger, moderate hunger, and little/no hunger.

Both the HDDS and the FCS showed that diets were poor in both Round 1 and Round 2, with infrequent consumption of fruits, vegetables, and animal proteins. The mean HDDS remained similar between rounds. The prevalence of poor/borderline FCS decreased from 81% of households in Round 1 to 71% in Round 2, mainly due to slight increases in consumption frequencies of staples, legumes, and fats. However, the FCS does not account for the actual quantities consumed. Further analysis of the estimates of 7-day food expenditures and quantities purchased revealed that households purchased smaller quantities of vegetables and fats in Round 2. There were no significant differences in the quantities of staples and legumes purchased despite increases in the FCS score for these categories. This suggests that households reporting more frequent consumption are likely consuming smaller quantities per day rather than actually increasing consumption. According to the HHS, the prevalence of households reporting moderate or severe hunger increased from 34% in Round 1 to 44% in Round 2.

Key Finding 2: Perceptions of Impacts of COVID-19

The COVID-19 pandemic was not generally perceived by the key informants (KIs) and FGD participants as a specific shock in itself but rather an aggravating factor that worsens the impacts of other chronic and acute challenges. COVID-19 also lessens the ability of the poor to employ their usual survival strategies.

In both phases of qualitative data collection, all KIs and FGD participants indicated that they were aware of few or no cases of COVID-19 in their areas. Secondary data indicate relatively few confirmed cases in Haiti, and informal sources suggest that cases have been concentrated in urban areas. Qualitative data indicate that remittances coming from elsewhere in Haiti and from abroad have decreased or stopped due to COVID-19. Social support within the communities, in general, has lessened because of social distancing, the closing of churches and schools, and general isolation due to COVID-19 restrictions. In addition, domestic and cross-border travel difficulty has made certain livelihoods more challenging.

Key Finding 3: COVID-19 Precautions and Access to Healthcare

Qualitative data indicate that the population is generally aware of the cause and preventive measures of COVID-19. However, the data also show that the pandemic has had a negative impact on accessing health care.

The qualitative data indicate that people are aware of using masks and social distancing in public to reduce transmission, but few people use masks—generally because of a lack of vigilance or a lack of money to purchase masks.

In Round 2, 20% of those interviewed indicated that they or someone in their household had delayed/skipped/been unable to complete health care visits in the previous year because of COVID-19. The specific reasons cited included fear of contracting COVID-19 (45%), lack of money to pay for healthcare (29%), lack of availability of healthcare (18%), and fear of being quarantined (4%). Qualitative data confirms these findings. FGDs and key informant interviews (KIIs) frequently indicate that people have been afraid to seek health care for fear of contracting COVID-19 and the stigma that suspected COVID-19 infection causes. Additionally, in Phase 1 of the qualitative data collection, the fear of being quarantined if seeking care for any COVID-19-like symptoms was a frequently cited concern. This was mentioned less often in the qualitative Phase 2 interviews and discussions.

Key Finding 4: Impacts of Drought and Poor Water Access/Infrastructure

The impacts of drought (acute and chronic) on agriculture and livestock livelihoods, coupled with the severe lack of water and agriculture infrastructure, such as irrigation, is one of the biggest underlying factors of household food insecurity, poverty, and low resilience in the areas studied.

Drought and drinking/irrigation water access were mentioned as one of/or the most significant shocks/challenges in every qualitative KII and FGD. People are planting less than before (beans, corn, peanuts, potatoes) because of the lack of rain. Disease and lack of forage due to drought have caused significant loss of livestock. Round 2 added specific questions on drinking and irrigation water access. These data indicate that 76% of households must travel for more than 30 minutes to access drinking water, and 40% of households must travel for more than 2 hours to access drinking water. Over 40% of households report getting their drinking water from an unsafe source (mainly surface water and unprotected springs). Approximately 65% of households reported practicing agriculture in the past year (even if not cited as one of the main livelihoods). Of those, only 6% reported having access to irrigation (mainly a canal or ditch). The remaining 94% reported relying only on rainfall.

Key Finding 5: Agriculture and Other Livelihoods

The use of agriculture as part of the main livelihood strategies is fluid. Although commonly practiced, the evidence indicates that it is not considered a viable or reliable primary source of income. Investments in agriculture in these areas may not improve resilience or reduce poverty unless very large and long-term investments are made in water and irrigation infrastructure.

Those relying solely on agriculture have among the worst food security outcomes, while households with two or more livelihoods were significantly more likely to report adequate food consumption levels. Households are selling off their productive agriculture assets in an attempt to cope with the worsening economic and food security situation. The overall percentage of households owning agricultural equipment declined from 48% to 10%, with similar significant trends in all three regions. Repeated

drought combined with a lack of agriculture infrastructure, such as irrigation, has further aggravated the challenges in relying on agriculture as a source of food and money. Young people are increasingly looking away from agriculture for other sources of income, such as moto-taxi driving.

Key Finding 6: Psychological Distress

Psychological distress is high in the surveyed populations, stemming from the challenges related to poverty, COVID-19, and other recent shocks.

Round 2 survey data revealed high rates of psychological stress, with 28% of respondents scoring 7 or higher on the General Health Questionnaire-12 (GHQ-12).² The prevalence varied significantly by commune, from 15% of respondents in Anse Rouge to 23% in Mole Saint Nicholas to 45% in Bombardopolis. This contrasts with 19% of respondents experiencing psychological stress in a 2011 national food security survey. Elevated psychological stress was triangulated by the qualitative data, where KIs and FGD participants reported experiencing greater general fear and stress than usual because of the pandemic. There was also clear evidence that psychological distress was associated with poverty. Among those with per capita daily spending above the estimated 2021 poverty line, none showed evidence of severe psychological stress, in contrast to 33% among the respondents with expenditures below the poverty line. Greater depth of poverty was most closely associated with feelings of depression, low self-worth, low confidence, and an inability to concentrate.

² Using the binary method to calculate the GHQ-12 score gives a range of scores from 0–12. It is an internationally used tool to measure psychological stress. It is not meant as a screening of particular psychiatric disorders.

1. INTRODUCTION

This section gives an overview of how this study evolved from a previously planned impact evaluation into the current study.

1.1. ADAPTING AN IMPACT EVALUATION INTO A COVID-19 IMPACT STUDY (OVERVIEW)

In 2019, under the Implementer-Led Evaluation and Learning (IMPEL) Associate Award, Tulane University School of Public Health and Tropical Medicine (Tulane) was subcontracted to conduct a final impact evaluation of Kore Lavi (KL). Kore Lavi is a United States Agency for International Development (USAID) Bureau for Humanitarian Assistance (BHA)-funded Resilience Food Security Activity (RFSA) implemented in Haiti by a consortium of partners, led by CARE as prime.

The objective of the quantitative final impact evaluation was to measure the impact of the Kore Lavi activities on food security and poverty of the poorest households targeted by Kore Lavi. The evaluation was designed to determine whether changes in food security and poverty indicators for direct participant households over time are attributable to the Kore Lavi food voucher distributions. The approach for this final impact evaluation was a quasi-experimental design, in which study areas were non-randomly assigned to an intervention or comparison group.

The baseline survey³ data collection was conducted between November 2014 and December 2015. The target population and sampling frame for the baseline intervention group was the lowest 11% of vulnerable households in each commune identified through Kore Lavi's vulnerability analysis. These households later benefited from Kore Lavi's food vouchers for the duration of the project.

The endline survey was planned to take place during the same period (November 2019 to December 2020) to avoid any possible seasonal bias. Rather than take a random sample at the endline from the same sampling frame used at baseline, the sampling frame was limited to only households that were included in the baseline survey, allowing paired pre-post analysis at the household level.

The start of the endline survey data collection was delayed to early 2020 due to ongoing insecurity in Haiti. Data was collected from the first three communes (Bombardopolis and Mole Saint Nicholas in the Northwest Department and Anse Rouge in Artibonite Department) in January and February 2020. All three communes were from the KL intervention areas. A total of 276 households were interviewed in these three areas.⁴

The next planned period of data collection was to take place from May to July of 2020 in a different set of communes. However, due to the developing COVID-19 pandemic at this time, as well as heightened

³ "Food for Peace Impact Evaluation of the Kore Lavi Program's Strategic Objective 2 in Haiti. Baseline Household Survey. Final Report" June 2016.

⁴ The planned sample size planned for the endline survey was approximately 1,200 households (600 in the intervention areas and 600 in the comparison areas).

insecurity, BHA decided to first postpone and then later cancel the remainder of the data collection and no longer conduct the final impact evaluation.

Once it became evident that data collection in Haiti could be conducted safely if proper COVID-19 protocols were put into place, Tulane and BHA worked together to seize this unique opportunity to build on the data collected from these 276 households in early 2020. They proposed adapting it into a panel study of these households. They would re-interview them again one year later in early 2021 and add complementary qualitative research. Their goal would be to examine the impacts recent shocks (COVID-19, climatic, social-political) had on poor households and better understand the capacities and strategies poor households have used to mitigate these events.

These adaptations resulted in the study presented in this report.

1.2. STUDY OBJECTIVES AND RESEARCH QUESTIONS

The objectives of the study are to:

- Assess how recent shocks (COVID-19, climatic, social-political) have affected poor households in three communes in the Northwest and Artibonite departments.
- Understand what capacities and strategies they have used to mitigate these events.
- Generate hypotheses about potential resilience capacities and their relationship to the various shocks, including COVID-19.

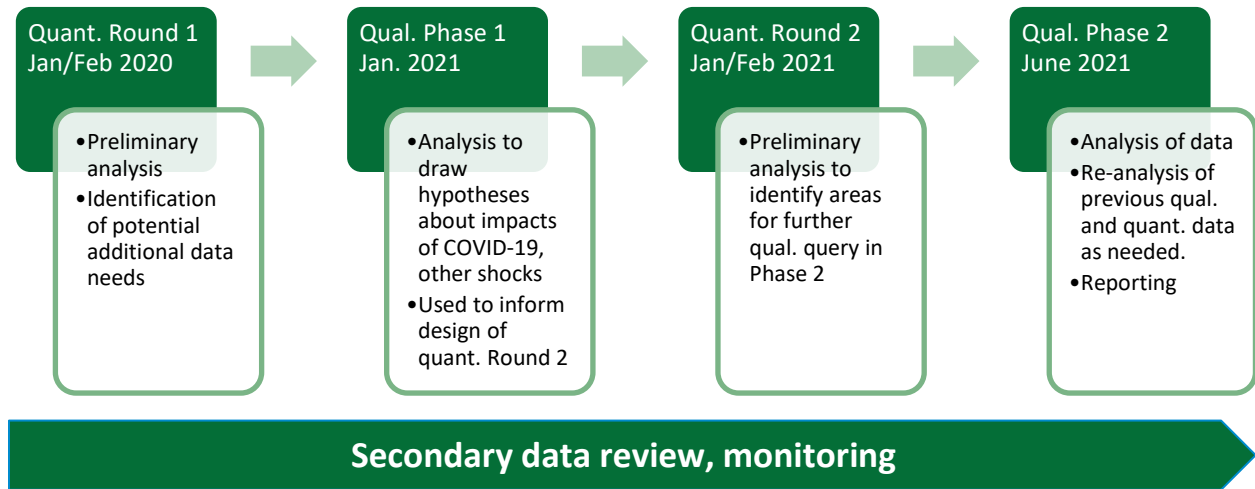
The study research questions are:

1. How has household food/economic security status changed during the past year as a result of COVID-19 and its sequelae?
2. What shocks have been experienced by activity participant households (socio-political, climatic, COVID-19), and how have they coped with them?
3. What resilient characteristics are present in participant households?

2. METHODOLOGY

This study applied mixed methods, employing both qualitative and quantitative data collection as well as a review of existing data and studies related to food security and recent shocks in Haiti. The study was specifically designed to follow both rounds of quantitative data collection with qualitative data collection, each designed to inform the next data collection exercise and to further explore questions that came up in the initial analysis of the previously collected data. A timeline of the study data collection activities and analysis is shown in Figure 1 below.

Figure 1. Study timeline



The **qualitative** portion of the study included Focus Group Discussions (FGDs), Key Informant Interviews (KIIs), and a small number of in-depth semi-structured interviews (see selection in the sampling sections). These were used to gather information about perceptions of shock exposure, coping capacities/resilience capacities, and this small sample's perceptions on any resilience capacities that enabled them to cope with shocks, including those related to the COVID-19 pandemic. The qualitative data collection was split into two phases (Phase 1 qualitative and Phase 2 qualitative).

The **quantitative** component focuses on the 2020/21 panel data, referred to in this report as Round 1 and Round 2. The quantitative portion of the study focused primarily on the changes in household food security and consumption expenditure indicators, coping behaviors and resilience capacities (assessed retrospectively) between early 2020 and early 2021. These changes will be further complemented by data collected at follow-up Round 2 on shocks, coping, resilience, and psychosocial well-being. These additional modules in Round 2 were informed by the Phase 1 qualitative data.

2.1. ROUND 1 QUANTITATIVE

As noted above, Round 1 of the quantitative data collection was conducted before the study focus was shifted from an endline survey for the KL impact evaluation to a stand-alone study on the impacts of COVID-19 and other shocks.

2.1.1. TOOLS AND INDICATORS

The Round 1 household survey questionnaire was adapted from the Kore Lavi Strategic Objective 2 (SO2) baseline study survey instrument. The questionnaire consists of separate modules for the following topics:

- Module A: Household identification and informed consent.
- Module B: Household roster.
- Module C: Household food diversity and hunger.
- Module H: Household expenditures.

Additional questions on livelihoods and voucher program exposure/other food-security program exposure were also included in the tool

Questions for Modules A through C were adapted using questions from the Food for Peace (FFP) Standard Indicators Handbook and the Demographic and Health Survey (DHS) questionnaire; and questions for Module H from the 2012 Living Standards Measurement Survey.

The key indicators are presented in the Round 2 quantitative data collection section further below.

2.1.2. SAMPLING

The 2014 KL baseline survey sample was designed to be representative of the poorest 11% of households in the surveyed communes, based on the Haitian Deprivation and Vulnerability Index (HDVI), in both KL intervention communes as well as non-KL intervention communes to serve as the comparison group).

To improve comparability between the intervention and comparison area households in the endline, a nearest-neighbor analysis was done using the 2014 baseline data. In the intervention areas, the 10% of households with the most distant nearest neighbor in the comparison areas were identified. The endline sampling frame then consisted of the remaining 90% of households interviewed at baseline. A subset of households in each commune was randomly selected from this list to be interviewed in the endline study.

The Round 1 sample of this study consists of those households sampled in three of the nine communes planned to be included for the Kore Lavi endline survey that were able to be interviewed before the pandemic began.

To locate the households for Round 1, the surveyors were given the list of the 2014/15 Kore Lavi baseline survey household information provided to Tulane by BHA. This data included the following information:

- Geographic.
 - Commune (sub-department administrative unit).
 - Seccion Communal (sub-commune level administrative unit).
 - Localite (village/community name).
 - GPS coordinates (for some communes).
- Household.
 - Names of the household members.
 - If possible, the name of the person interviewed in the baseline survey.

The survey team spoke with local residents to identify who in the communities could help identify the selected households based on the above information. If a household was not found, a substitute household from the same localite was randomly selected. If the household was found but nobody was home/available for interview, two to three re-visits were made in an attempt to interview the household. If nobody was found available for an interview, a substitute household within the same localite would be selected.

However, in Round 1, about 45% of the selected households were not able to be located. In the time between the Kore Lavi SO2 baseline survey and Round 1 data collection in early 2020, they may have moved away, dissolved, or the survey teams simply could not locate them with the available information. These households were replaced with the nearest households that had taken part in the Kore Lavi SO2 baseline survey. Ultimately, 276 households were interviewed across the three communes in Round 1.

An analysis was conducted to look for bias in the R1 sample. Using baseline data on food security outcomes and basic household demographics, no evidence of meaningful bias was observed in the subset sampled in R1 and those not sampled.⁵

These modifications to the sample (exclusion through nearest neighbor analysis, and large proportion of replacement households) render it technically non-probable, and so not statistically representative of the poorest 11% of households in the communes. However, the lack of evidence of meaningful bias in food security outcomes and basic household demographics make the data still amenable to statistical tests. However, the results should not be considered representative of the poorest 11% of households in the three communes, but rather indicative of these households.

2.1.3. TRAINING AND FIELDWORK

The training for the first round of quantitative data collection took place in January 2020.

Tulane's local research partner, IFOS, was responsible for the coordination and fieldwork of the data collection. Tulane supported IFOS in the enumerator training, pre-testing before the start of fieldwork, and conducted regular data quality checks throughout the data collection period.

Training took place at the IFOS office conference room in Port-au-Prince. Enumerators traveled to Port-au-Prince to take part in the training. The training was co-led by the Tulane survey expert, IFOS supervisor, and an IFOS hired consultant that had technical knowledge and experience on the collection and analysis of consumption/expenditure survey data in Haiti. The training lasted 6 days, including the pre-test.

⁵ Using the baseline data to compare households interviewed vs. those not interviewed at Round 1, a small but significant difference in the mean FCS was observed (40 among those not interviewed in Round 1 vs. 43 in those interviewed in Round 1), and a small borderline significant difference in the proportion of households headed by a man and woman (80% in the non-Round 1-interviewed vs. 86% among those interviewed in Round 1). No significant differences were observed in HDDS, HHS, or HH size.

For training and field guidance, manuals and guidelines were adapted from the baseline survey:

1. **Supervisor and interviewer manuals** include topics such as objectives of study, survey organization, supervisor roles and responsibilities, rules and regulations, ethics, and quality control. Guidelines for implementing survey and fieldwork procedures, including interviewing techniques and procedures for completing the questionnaires.
2. **Question by question detailed explanations** includes detailed explanations and instructions for each question in the questionnaire.

The Phase 1 field data collection was conducted by one team, made up of seven members: one team leader and six enumerators. The team leader and the survey coordinator at IFOS conducted field supervision. Additionally, IFOS hired an expert in consumption-expenditure survey data collection and analysis in Haiti (Haitian national) to assist in the training and serve as an independent monitor of the fieldwork. Tulane staff conducted overall supervision remotely, including regular checks of the data quality.

Data was collected using tablets and smartphones, programmed using Open Data Kit (ODK), which allowed skip patterns and data range checks to be automatically embedded in the application, as well as real-time monitoring of the data quality. Data checks were included.

- Checking the sample: validating interviewed households against the sample (comparison of household member names, locations) and verifying the correct unique household ID numbers were applied to ensure data from baseline and Round 1 were aligned.
- Checking data integrity: verifying unique IDs, comparing data-to-data dictionary of expected values, verifying labels, and checking values to ensure they fall within the valid range.
- Checks of data validity: verifying that skip patterns were correctly observed, no unexpected missing data points, excessive use of “don’t know” or “other,” and distributions of continuous measures to identify outliers.

In Round 1, only four households required corrections to their unique IDs. These were all in replacement households, where the enumerator recorded the originally sampled household ID rather than the replacement household ID. Field supervisors kept records of all households that were replaced, so the IDs were also verified against this list. Additionally, enumerators validated that the household interviewed had received Kore Lavi vouchers. Only one household reported they had not received KL vouchers. This household was replaced following field protocol.

2.2. PHASE 1 QUALITATIVE

The goal of the first round of qualitative data collection was to gain a basic understanding of the perceptions and main effects of COVID-19 and other recent shocks on the poor households in the communities being studied. This study also informed adaptations to the quantitative survey tool used in Round 2 (early 2021).

2.2.1. OBJECTIVES AND TOOLS

Objectives of Phase 1 qualitative:

- To better understand how COVID-19 is perceived by the population (as a shock, as an issue not impacting their communities, etc.), how they understand the effects of COVID-19, the impacts on their lives/livelihoods, and how they have responded to these impacts.
- To understand the changes in household resilience over the past 5 years, including farming practices, spending habits and other characteristics, and what projects may have helped build household resilience.
- To help inform the next steps of the data collection as part of the assessment on the impacts of the Coronavirus pandemic and other recent shocks on the poor households in the areas being studied.

The interview guide for Phase 1 Qualitative is found in Annex A.

2.2.2. SAMPLE SIZE AND SELECTION

In Phase 1 of the qualitative data collection, 15 key informant interviews (KIIs) were conducted, with a total of 16 key informants (KIs) (one interview was done with two informants together). Five interviews were conducted in each of the three communes. KIs included staff from the Mayor’s office, local leaders or “notab,” health workers, community development council members, community organization members, and small merchants. These key informants were identified by IFOS based on their contacts, drawing from the contacts used in the mid-term evaluation qualitative data collection.

2.2.3. TRAINING AND FIELDWORK

The training for the first phase of qualitative data collection took place January 9–10, 2021. Tulane participated virtually (via Zoom), and IFOS led the in-country training and the practice sessions with the field interviewers. Tulane also held calls with the IFOS staff and the survey coordinator before, during, and after the training to ensure they had a full understanding of the methodology, tools, and purposes of the data collection.

Data collection took place from January 11 to January 15, 2021. There were four field team members. They worked in pairs, with one note taker and one interviewer. The interviews were audio-recorded after securing a verbal informed consent from the participant(s), and the teams took extensive notes during and after each interview which were used to prepare a separate report for each interview.

IFOS supervised fieldwork remotely (from Port-au-Prince). The survey coordinator also served in the field as one of the interviewers. Tulane remained in contact with the teams on a regular basis via WhatsApp. After the first day of interviews, Tulane held a phone call with the team leader to get initial insights on findings so that Tulane could provide feedback, such as additional lines of inquiry, clarifications of any of the tools, and discussion of the KI selection to ensure various information sources and viewpoints were accounted for.

2.3. ROUND 2 QUANTITATIVE

2.3.1. TOOLS AND INDICATORS

The second round of follow-up household data collection used the Round 1 questionnaire with only small modifications designed to address lines of query identified in Phase 1 of the qualitative and to assess the impacts of COVID-19 and other shocks. Modules added to the Round 2 tool include:

- General shock exposure and coping.
- COVID-19 specific shock exposure and coping.
- Perceptions of COVID-19 impacts (general, on livelihoods, on food access).
- Access and use of credit.
- COVID-19 knowledge, attitude, and practice.
- Psychosocial well-being.

The household roster module was abbreviated in Round 2. The food security and consumption/ expenditure modules remained unchanged from Round 1.

The quantitative survey instruments are found in Annex B.

The quantitative survey instruments gathered a wide range of data. Key indicators focused on in the analysis include, but are not limited to, those in the list below. Indicators added to the Round 2 quantitative data collection are noted.

Food Security Outcomes:

- Household Hunger Score (HHS).
- Food Consumption Score (FCS) and Food Consumption Score Groups.
- Household Dietary Diversity between Jan/Feb 2020 and the date of survey implementation.

Economic Security Outcomes:

- Prevalence of poverty (below \$1.90 per capita per day).
- Depth of poverty.

Other high-level outcomes:

- Psychosocial well-being status—General Health Questionnaire 12 (GHQ-12). *(Round 2 only)*.

Other key indicators:

- Access to healthcare *(Round 2 only)*.
- Livelihoods.
- Agricultural assets *(Additional data in Round 2 only)*.
- Drinking and irrigation water access *(Round 2 only)*.

Coronavirus Specific measures:

- Knowledge, Attitude, Practice (KAP) related to Coronavirus *(Round 2 only)*.
- Coronavirus specific shocks/coping *(Round 2 only)*.

Additionally, data from other modules was analyzed, and used to describe household characteristics and practices to further describe resilient characteristics where possible.

2.3.2. SAMPLING

To conserve the panel design, the same 276 households surveyed in Round 1 (January/February 2020) were targeted to be re-interviewed in Round 2 (February 2021). Initial discussions with the local research partner (IFOS) indicated a strong likelihood that they would be able to locate these households for interview. As seen in the table below, of the 276 households interviewed in Round 1, 92% (255 households) were located and consented to be interviewed in Round 2.

Table 1. Quantitative Round 1 & 2 data collection dates and sample sizes

Dept.	Commune	Quant. Data collection dates- Round 1	Quant. Data collection dates- Round 2	Follow-up sample – Round 1	Follow-up sample – Round 2
Northwest	Bombardopolis	Jan/Feb 2020	Feb/March 2021	90	83
	Mole Saint Nicolas	Jan/Feb 2020	Feb/March 2021	90	86
Artibonite	Anse Rouge	Jan/Feb 2020	Feb/March 2021	90	86
Total				276	255

2.3.3. TRAINING AND FIELDWORK

Because of the restrictions due to COVID-19, the team size for the Round 2 quantitative data collection was reduced to four enumerators and one supervisor. Training took place in Port-au-Prince, with Tulane supporting remotely. Because IFOS’s staff had the experience from Round 1, the training was considered a “refresher,” with a focus on the new or modified indicators as well as the additional COVID-19 safety protocols.

As in Round 1, data was collected using tablets and smartphones, programmed using ODK, which allowed skip patterns and data range checks to be automatically embedded in the application, as well as real-time monitoring of the data quality. The same data checks as described in the Round 1 training and fieldwork section were conducted. The sample check was conducted against the Round 1 data, verifying the names, locations, and unique IDs of all Round 2 interviewed households against the Round 1 data to ensure all household data was correctly aligned.

2.4. PHASE 2 QUALITATIVE

Phase 2 of qualitative data collection took place after Round 2 quantitative was complete, and initial data analysis had taken place to explore any new questions or unanswered questions that came out of the preliminary quantitative findings.

The primary data collection modality shifted from KIIs to FGDs in Phase 2. The participants of the FGDs were primarily (though not exclusively) the same households that had been eligible to participate in the quantitative—namely, households that had benefited from food vouchers during the Kore Lavi

implementation. Additionally, a few KIIs were also conducted (see the rationale in the sampling section below).

2.4.1. OBJECTIVES AND TOOLS

The research questions and priorities for the Phase 2 qualitative included:

1. Triangulation of household survey results and exploration of underlying causes. Specifically:
 - a. Loss of assets (farm equipment in particular).
 - b. Changes in livelihoods (particularly agriculture).
 - c. Changes in food consumption patterns and sources.
 - d. Other expenditure changes- related to soap/hygiene products, school/education, medical consultations, etc. including reasons for changes.
2. Triangulation and further interrogation from Phase 1 qualitative findings. Specifically:
 - a. Perceptions/false information related to COVID-19 and impacts on accessing health care services.
 - b. Severity of the COVID-19 related shock- perceptions, comparison with the severity of other recent shocks.
 - c. Further information on drinking and irrigation water access.

The tool for the Phase 2 qualitative data collection (found in Annex A) was adapted from the Phase 1 tool. Additional questions/discussion points were made to gather information related to:

- Probes to better understand the impacts on seeking healthcare/visiting health care facilities (as had come up in Phase 1).
- Specific discussion points related to other shocks and difficulties, looking back over a 2-year recall period. Probes to determine the perceptions of the severity of the COVID-19 shock vs. other shocks.
- More directed discussion points related to changes in livelihoods and assets to triangulate and better understand the findings in the preliminary analysis of Round 2 household data, where households reported shifting away from agriculture and selling agricultural assets.
- Probes related to dietary changes at the household level.

Following discussions with IFOS on the Phase 2 tools, an additional document was developed to outline research questions and priorities for the Phase 2 data collection, so that the FGD leaders would be better equipped to lead the discussions as well as prepare the reports from each of the FGD guides. This guide is found in Annex A.

2.4.2. SAMPLING

For the Phase 2 qualitative data collection, the sample consisted of 12 FGDs (four per commune), as well as four KIIs with a total of eight key informants. FGD participants were identified through discussion with local leaders, identifying past KL participant households from the communities targeted. KIs were primarily local merchants, identified in large part through previous contacts made in the communes by IFOS during the KL qualitative evaluation (2019). These merchants had, in large part, participated in the KL food voucher activity (as recipients of the vouchers in payment for local fresh foods). One BAC (Communal Agricultural extension office) staff member in each commune was also targeted for

interviews to gain further insight into the issues that had come up in Phase 1 of the qualitative and in the analysis of the quantitative data related to challenges with agriculture, drought, and water access. However, the team was only able to interview one.

Table 2. Phase 2 qualitative sample

Commune	Focus Group Discussions	Total Number of FGD participants			Key Informant Interviews (Informants)
		Men	Women	Total	
Anse Rouge	2 women only, 2 women and men	10	26	36	1 (3 female merchants)
Bombardopolis	2 women only, 2 women and men	12	27	39	1 (2 female merchants)
Mole Saint Nicholas	2 women only, 2 women and men	14	32	46	1 (2 female merchants). 1 (1 male BAC)
TOTAL	12 FGDs	26	85	111	4 interviews, 8 key informants

2.4.3. TRAINING AND FIELDWORK

At the time of the qualitative Phase 2 training and fieldwork, Haiti was experiencing another wave of COVID-19 infections, although reported infections remained relatively uncommon in the areas of the study. To further decrease the risks, the decision was made to reduce the field data collection teams to just two people. These were both more senior-level IFOS staff with extensive experience in qualitative data collection. As such, the training for Phase 2 was conducted as a workshop with the IFOS data collectors to refine the discussion guides. This workshop also resulted in an additional guidance document better describing in more detail the underlying goals of the various sections of the discussion guides. The training for qualitative Phase 2 took place between June 19 and 21, with the IFOS staff in their office in Port-au-Prince and Tulane working with them virtually through zoom calls, WhatsApp texts and calls, and email.

Data collection took place between June 23 and 28, 2021. The two team members worked as a pair when required (for example, when larger FGDs required a separate note-taker). They worked individually when conducting smaller FGDs and KIIs. The interviews and FGDs were audio-recorded after securing a verbal informed consent from the participant(s), and the field data collectors also took extensive notes during and after each interview which were used to prepare a separate report for each interview.

Because the field data collectors were senior IFOS staff, support from the Port-au-Prince office was mainly logistical. As with Phase 1, Tulane remained in contact with the team on a regular basis via WhatsApp. After the first 2 days of fieldwork, a phone call was held with the team leader to get initial insights on findings so that Tulane could provide feedback such as additional lines of inquiry,

clarifications of any of the tools, and discussion of the FGD and KI selection to ensure various information sources and viewpoints were accounted for.

2.5. COVID-19 PROTOCOLS AND ETHICAL CONSIDERATIONS

Field procedures for Round 2 of the quantitative and both phases of the qualitative were adapted with COVID-19 safety mitigation protocols at every stage of data collection to mitigate the risk of the virus transmission and safeguard the wellbeing of staff, households, and communities.

The underlying principle guiding the adaptations to the data collection procedures is “Do No Harm.” Per the USAID/FFP and USAID/Office of U.S. Foreign Disaster Assistance Interim Guidance for Applicants Engaging in COVID-19 Humanitarian Response: in all programming, the safety and security of community members and implementing partner staff are critical; and where remote monitoring is not feasible, update data collection tools and protocols to limit proximity, frequency, and duration of face-to-face contact.

Key protocol points were identified ahead of training and fieldwork in collaboration with IFOS. This protocol considered the Haitian Government’s regulations and restrictions related to COVID-19. Additionally, Tulane University prepared research protocols for home research visits under COVID-19 conditions. The detailed protocol points and Tulane’s research protocol document are found in Annex C.

Ethics approval has been granted from the Tulane Institutional Review Board, as well as the Haitian Comite National de Bioethique housed at the Ministry of Health for the initial quantitative data collection.

2.6. DATA ANALYSIS (QUANTITATIVE)

The analysis of pandemic impacts requires a multi-faceted approach. As noted by Madhav et al (2017):⁶

“The direct fiscal impacts of pandemics generally are small, however, relative to the indirect damage to economic activity and growth. Negative economic growth shocks are driven directly by labor force reductions caused by sickness and mortality and indirectly by fear-induced behavioral changes. Fear manifests itself through multiple behavioral changes. As an analysis of the economic impacts of the 2014 West Africa Ebola epidemic noted, ‘Fear of association with others . . . reduces labor force participation, closes places of employment, disrupts transportation, motivates some governments to close land borders and restrict entry of citizens from affected countries, and motivates private decision makers to disrupt trade, travel, and commerce by canceling scheduled commercial flights and reducing shipping and cargo services’ (Jonas, 2013⁷). These effects reduce labor force participation over and above the pandemic’s direct morbidity and mortality effects and constrict local and regional trade.”

⁶ Madhav N, Oppenheim B, Gallivan M, et al. Pandemics: Risks, Impacts, and Mitigation. In: Jamison DT, Gelband H, Horton S, et al., editors. Disease Control Priorities: Improving Health and Reducing Poverty. 3rd edition. Washington (DC): The International Bank for Reconstruction and Development / The World Bank; 2017 Nov 27. Chapter 17. Available from: <https://www.ncbi.nlm.nih.gov/books/NBK525302/> doi: 10.1596/978-1-4648-0527-1_ch17

⁷ Jonas O B. 2013. “Pandemic Risk.” Background paper for World Development Report 2014: Risk and Opportunity; Managing Risk for Development, World Bank, Washington, DC.

The panel design, particularly when coupled with the qualitative and secondary data contextualization, affords the opportunity to better understand the interactions between COVID impacts related to personal income, infrastructure and social services, market disruptions, and behavioral changes. Considering that all the survey participants live in extreme poverty, the construction of standard resilience indicators is unlikely to provide meaningful insights. However, the nuanced analysis of which COVID-19 impacts are most relevant to the respondents' well-being based on their pre-pandemic experience is an important outcome of this study.

Daily per capita spending for food, non-food items, durable assets, and housing, which forms the basis for poverty estimates, was computed as described in Appendix A of the Baseline Data Treatment and Analysis Plan, with a few modifications to account for small sample sizes:

- Depreciation rates for assets owned by fewer than 20 households were estimated using the overall median estimated depreciation rate.
- Annual rental value for homes was set to 20% of the stated property value, based on the average for the few respondents reporting both the property value and rental value for their homes. For owned households with no stated property value, the estimated annual rental expense was set to the median value for actual rents reported.

Analysis was done in SPSS and R. Although the design was not meant to be representative at the population sub-population level, the data may be considered indicative of the poorest 11% of households in the three communes. All statistical tests should be interpreted with this caveat in mind (see additional information on this in Section 1.1.1 on sampling for Round 1).

2.7. DATA ANALYSIS (QUALITATIVE)

Both phases of the qualitative data collection used similar data preparation and analysis approaches. Interviews and FGDs were audio-recorded (after securing informed consent). The interviewers from IFOS took extensive notes both during and after each interview/FGD and then prepared reports based on their notes consisting of quotes, summary statements, and other key information. In Phase 1, the note-takers wrote in Creole, and the reports were submitted in Creole with English translations (translations done by IFOS). In Phase 2, because of the more complex and in-depth nature of the interviews, note-takers wrote in Creole, and the reports were prepared and submitted to Tulane in French. The total report data in Phase 1 was approximately 50 pages.

For the analysis, Tulane reviewed all notes and report materials submitted by IFOS and then summarized the data by theme (those pre-identified, as well as additional themes/sub-themes that emerged from the data, as described below). The analysis attempted to identify commonly occurring discussion points across KIIs and FGDs, as well as points that were made only rarely or once but were of particularly important or relevant insight. The analysis also pulled out relevant quotes from the KIIs and FGD participants that were illustrative of the key findings.

Many of the larger themes were defined ahead of data collection (deductively) in both phases of qualitative data collection. These themes included:

- COVID-19 knowledge, attitude, practice.
- COVID-19 Impacts on household wellbeing.
- Other shocks/difficulties in previous 2 years.
- Changes in household resilience in previous 2 years.

Additionally, several themes were also identified salient issues that came out of the data (inductively) but were not fully pre-defined.

These themes included:

- Impacts of COVID-19 on seeking healthcare/visiting health care facilities.
- Impacts of COVID-19 on social activities/interactions and social capital, and feelings of stress/worry.
- Perceptions of the severity of COVID-19 vs. other shocks.
- Changes in livelihoods, assets, and food consumption/diet due to:
 - COVID-19.
 - Drought/water access issues.
 - Price increases/inflation.
- Discontinuation of the KL vouchers.
- Perceptions of agriculture as a livelihood (related to drought/water access).

Virtual meetings were also conducted after the end of the field data collection with the IFOS field teams to discuss the emerging themes and findings and to gather further insight on the “feeling” of the discussions and responses. This also allowed us to gather further information from observations made by the IFOS field team outside of the interviews. For example, the quality of the living conditions of the local population, the state of the markets in general, and the overall demeanor of the participants and communities in general, which provided additional valuable insight.

2.8. LIMITATIONS AND DELIMITATIONS

The results of this study should be interpreted in light of a few key limitations (factors outside the study's scope of influence) and delimitations (factors that the study team agreed to accept even if less than ideal). These include:

- The small panel sample of households (255 with both rounds of quantitative data collection) may limit some analysis, particularly when disaggregating results.
 - The attrition between Rounds 1 and 2 was small (about 7.5% were lost to follow-up in Round 2), slightly reducing the sample size. Attrition households between rounds were not replaced as they would not have data from the first round of the panel study.

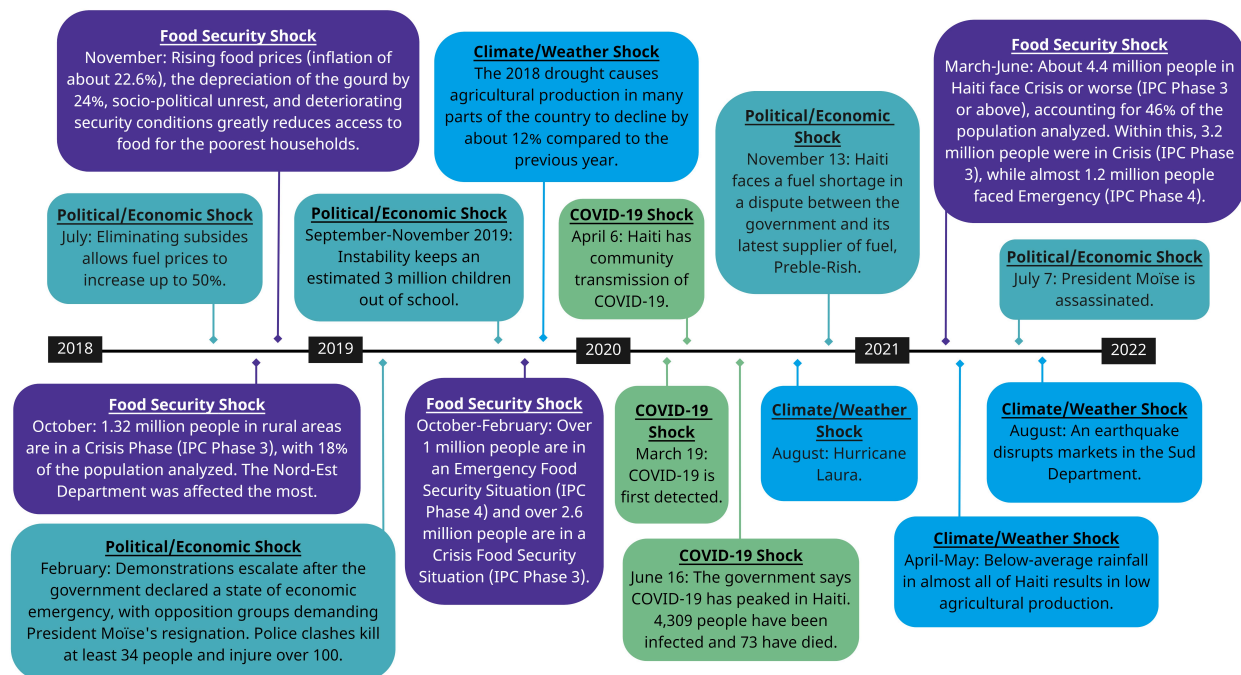
- The sample consists of only KL participants, who were identified as the poorest 11% of households, and from only three communes in the Northwest/Artibonite departments. Furthermore, the sample for this study was modified by the purposive exclusion of 10% of households from the sampling frame following the nearest-neighbor analysis, and the replacement of a significant portion of sampled households that were not able to be located in Round 1. As such, this data cannot be considered representative of the poorest 11% of households in the three studied communes.
 - However, analysis of baseline data did not show evidence of significant bias between the sampled and unsampled households in Round 1, so the data may be considered indicative of the larger population. Statistical tests used in this report are useful for the interpretation of findings but should be considered only with these caveats in mind.
- The original study was designed around a different set of objectives. Modifications were made to the quantitative tool to adapt it to the revised objectives, but these were only applied in Round 2 of the survey data collection.

3. OVERVIEW OF FOOD SECURITY, SHOCKS, AND COVID-19 IN HAITI (2018–PRESENT)

Haiti has historically suffered from very high poverty levels, as measured by socio-economic indicators such as levels of undernourishment, stunting, and underweight children, coupled with poor performance in gross domestic product. Haiti was ranked 169th out of 189 countries on the United Nations 2018 Human Development Index.⁸ The Global Hunger Index (GHI) for 2018 ranks Haiti 113 out of 119 countries, with “alarming” levels of undernourishment, child wasting, child stunting, and child mortality.⁹ Chronic food insecurity is also a significant challenge for Haiti. Almost one-third of Haiti’s population is considered food insecure.¹⁰ Moreover, the high incidence of climatic shocks, environmental hazards, and the government’s limited capacity to mitigate risks or respond to disasters further impedes the country’s ability to improve opportunities for socio-economic development. As a result, a majority of the Haitian population still faces significant challenges in all four pillars of food security: availability, access, utilization, and stability.

Between 2018 and the present, Haiti has suffered from numerous climatic, political, economic, food security, and COVID-19 related shocks.

Figure 2. Timeline of shocks in Haiti 2018–present



⁸ United Nations Development Programme (UNDP). (2018). Human Development Index. Available at <http://hdr.undp.org/en/composite/HDI>

⁹ International Food Policy Research Institute (IFPR). (2013). 2013 Global Hunger Index: Country case study: Haiti. Available at <https://www.globalhungerindex.org/haiti.html>.

¹⁰ United Nations World Food Programme (WFP). Haiti: Overview. Available at <http://www.wfp.org/countries/haiti/overview>.

3.1. COVID-19

On March 16, 2020, during the first weeks of the pandemic, Haiti's prime minister announced a 2-week suspension of flights from Europe, Canada, the Dominican Republic, and Latin America. However, the first two COVID-19 cases in Haiti were confirmed on March 19, 2021. Soon after the first confirmed COVID-19 related death in Haiti on April 9, the Government of Haiti closed schools, factories, and enacted other restrictions in an attempt to limit the spread. The initial lockdown period lasted approximately 5 months for schools (required closing), 3 months of workplace partial or total lockdowns, 3 months of closed borders, and multiple months-long stretches of stay-at-home orders of varying degrees.

Haiti has experienced four distinct waves of new infections: May/June/July 2020, January/February 2021, June/July 2021, and September/October 2021. Currently, it is estimated that there have been approximately 24,000 confirmed cases of COVID-19 in Haiti, and 671 deaths. Cases were mostly found in Port-au-Prince, as seen by the higher percentage of total cases in the Ouest Department in Table 3 below, as well as other urban centers, according to informal sources. As of October 1, 2021, only 0.2% of Haitians had been fully vaccinated against COVID-19 and 0.4% had received at least one dose.¹¹

Table 3. Total verified cases of COVID-19 by department, October 2021¹²

Department	Total Cases (October, 2021)	Total Population	% of Population
Ouest	15,167	4,029,705	0.4%
Nord	1,265	1,067,177	0.1%
Artibonite	1,233	1,727,524	0.1%
Centre	1,229	746,236	0.2%
Nord-Est	896	393,967	0.2%
Sud-Est	800	632,601	0.1%
Sud	741	774,976	0.1%
Nord-Ouest	624	728,807	0.1%
Grand Anse	529	468,301	0.1%
Nippes	343	342,525	0.1%
TOTAL	22,827	10,911,819	0.2%

¹¹ <https://graphics.reuters.com/world-coronavirus-tracker-and-maps/countries-and-territories/haiti/>

¹² https://www.mspp.gouv.ht/wp-content/uploads/Sitrep-COVID-19_08-10-2021.pdf

3.2. OTHER SHOCKS

From 2018 to the present, Haiti has been battered by many other shocks, including climatic, political, economic, and other natural disasters:

- Haiti has been experiencing one of its worst outbreaks of violence since 1986. Due to insecurity, 2018 and 2019 were marked by lockdowns across the country. There has been a significant upswing in gang violence, which has impeded travel between regions of Haiti.
- Fuel shortages in 2018 led to fuel prices going up by 50%. This started when Venezuela stopped shipping oil to Haiti in March 2018, and later the removal of government subsidies on fuel in July of 2018.
- From September through November 2019, insecurity kept an estimated 3 million children out of schools. This was resolved just before the COVID-19 pandemic led to another five months of school shutdowns.
- Hurricane Laura, in August 2020, was the strongest hurricane to hit Haiti since 1856.
- Below-average rainfall was recorded between April and May 2021 in almost all of Haiti, resulting in low agricultural production.
- President Moïse was assassinated on July 7, 2021, with subsequent political upheaval.
- A major earthquake struck southern Haiti on August 14, 2021, followed shortly after by tropical depression Grace.

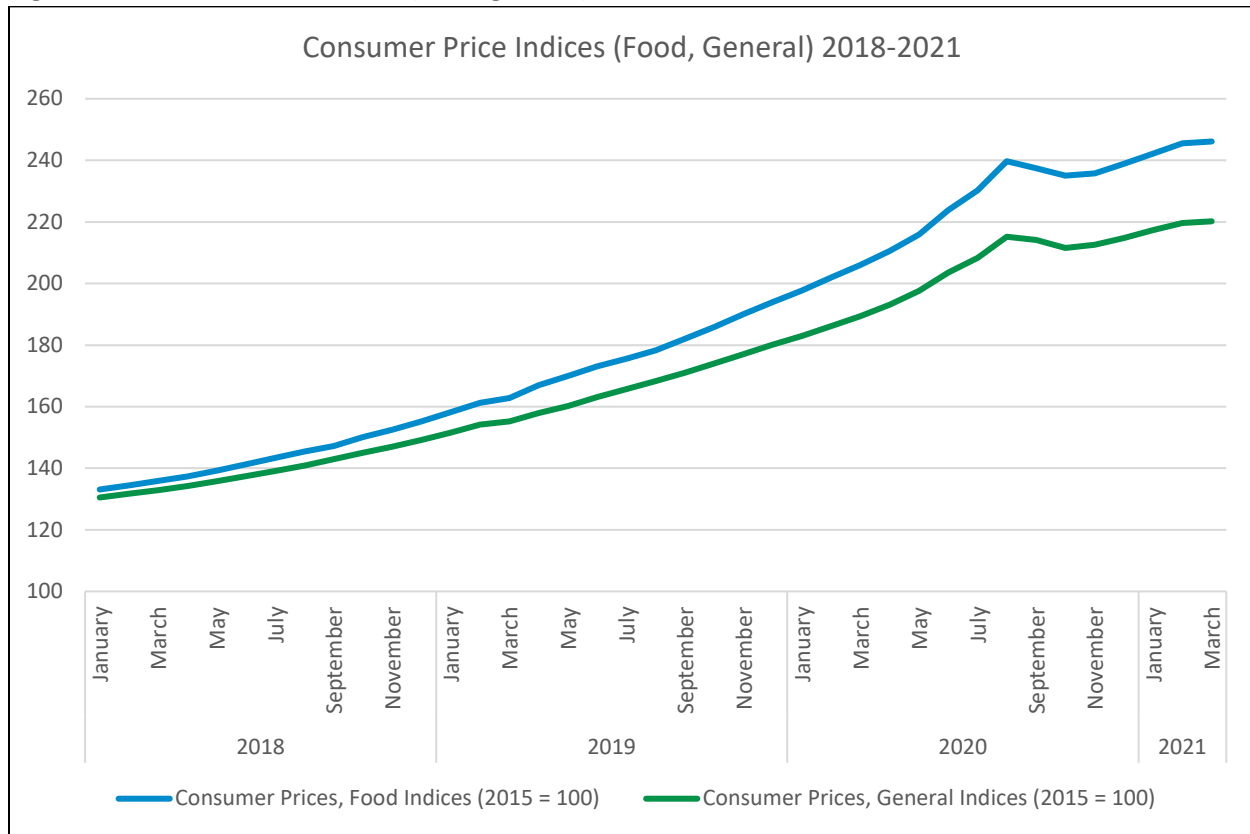
3.3. ECONOMIC INSTABILITY

The COVID-19 pandemic together with the other significant shocks Haiti has experienced in the past years have had strong negative economic implications for Haiti. The COVID-related lockdowns and restrictions had a negative effect on the local economy and household's livelihoods. Economic decline, stemming from COVID-19 impacts as well as other shocks, is marked by inflation, exchange rate deterioration with the United States Dollar (USD), and a reduction in remittances.

The graph below shows the Consumer Price Index (CPI) in Haiti for food, the general CPI between January 2018 and March 2021. It can be observed that in just over 3 years, the indices had nearly doubled, and that food prices were rising faster than overall prices during this time frame. During this time, purchasing power parity (PPP)¹³ increased from 34 in 2018 to 48 in 2020.¹⁴

¹³ PPP can be interpreted as how many Haitian Gourdes it takes to buy the same amount of goods and services in Haiti as \$1 USD would purchase in the United States.

¹⁴ <https://data.worldbank.org/indicator/PA.NUS.PRVT.PP?locations=HT>

Figure 3. Consumer Price Indices (food, general) 2018–2021¹⁵

3.4. FOOD SECURITY

The shocks described in the above sections have caused a significant deterioration of the food security situation in Haiti from 2018 to the present. Looking at the integrated phase classifications (IPC) over the past three years, the number of Haitians facing high levels of acute food insecurity has nearly doubled, now affecting nearly half the population.

The most recent IPC analysis,¹⁶ which looks at the period from September 2021 to February 2022, indicates that around 4.3 million people (44% of the population) will experience high levels of acute food insecurity (IPC Phase 3 or above), with about 1.3 million people (14% of the population) IPC Phase 4, and nearly 3 million people (30% of the population) in IPC Phase 3. Two of the three communes surveyed in this study are classified as IPC Phase 4 (Bombardopolis and Mole Saint Nicolas in the Northwest Department). Anse Rouge (in Artibonite Department) is classified as Phase 3.

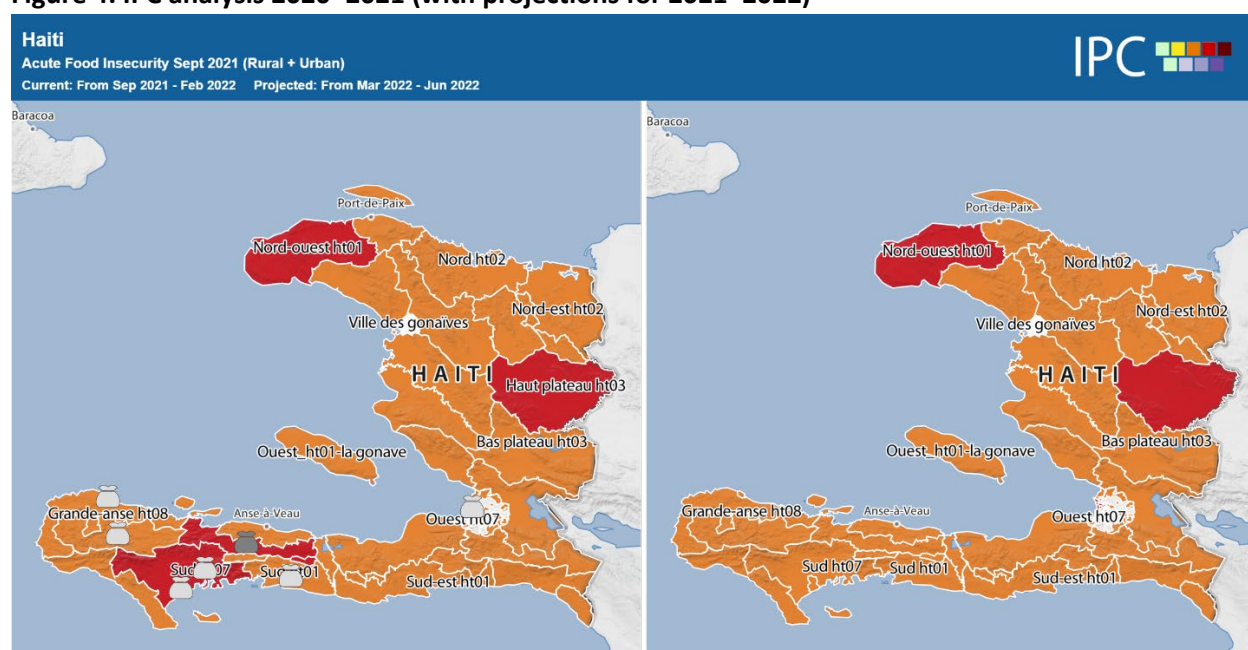
¹⁵ Data source: <https://data.humdata.org/dataset/faostat-prices-for-haiti/resource/9d47bddd-a40f-4741-88a4-0ddc18487771>

¹⁶ <http://www.ipcinfo.org/ipc-country-analysis/details-map/en/c/1155096/?iso3=HTI>

The previous IPC analysis,¹⁷ published in August of 2020, indicates that 41% of the population are facing high acute food insecurity (Phases 3 and 4) and are in urgent need of action, with nearly 1 million in IPC Phase 4 (emergency), and 3 million in IPC Phase 3 (crisis). At that time, all three communes in this study were classified as IPC Phase 3. The 2021 IPC analysis cites four main key drivers of the poor food security situation in Haiti:

- Economic decline: inflation, exchange rate deterioration with the USD, and reduction in remittances.
- Poor harvests following below-average rainfall.
- Hurricane Laura (landfall on August 20, 2020), the strongest hurricane to hit Haiti since 1856.
- The impact of the COVID-19 pandemic, including the negative impacts lockdowns and restrictions have had on the local economy and family’s livelihoods.

Figure 4. IPC analysis 2020–2021 (with projections for 2021–2022)¹⁸



IPC Map Key: Acute Food Insecurity

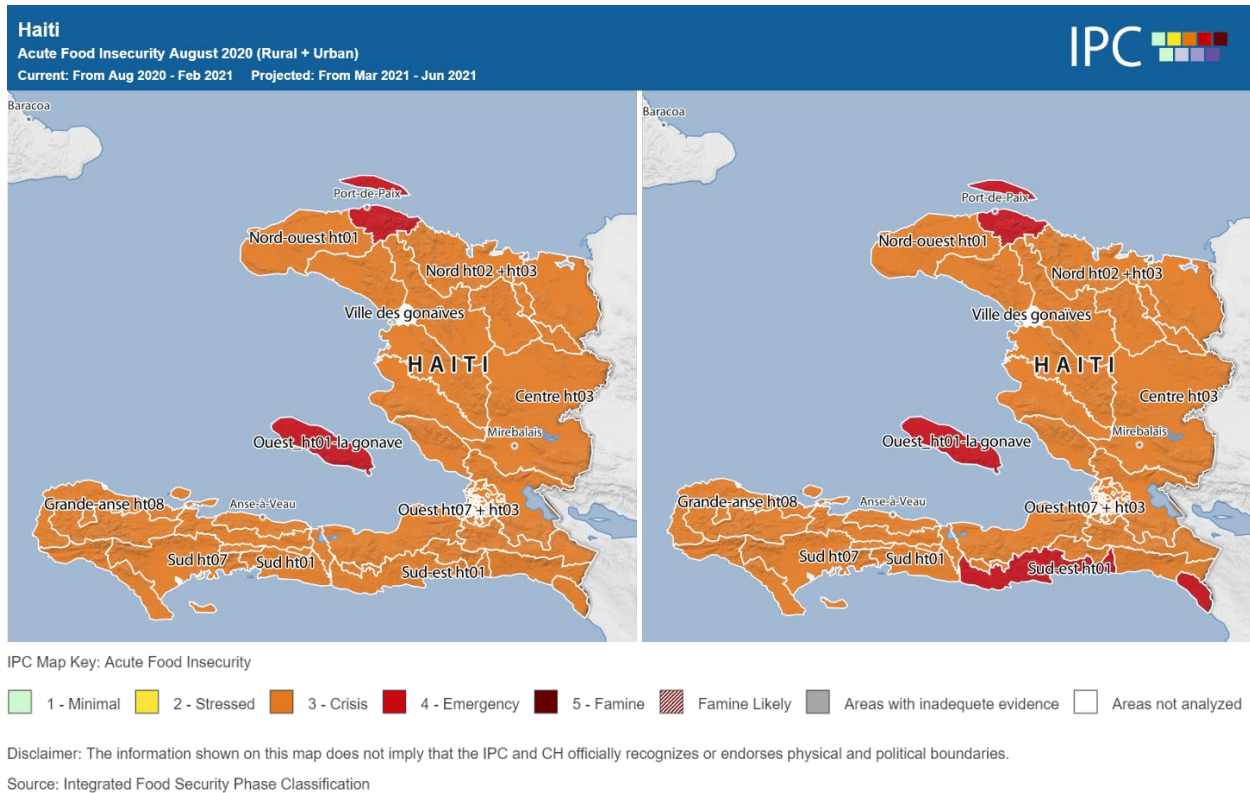
- 1 - Minimal
- 2 - Stressed
- 3 - Crisis
- 4 - Emergency
- 5 - Famine
- Famine Likely
- Areas with inadequate evidence
- Areas not analyzed

Disclaimer: The information shown on this map does not imply that the IPC and CH officially recognizes or endorses physical and political boundaries.

Source: Integrated Food Security Phase Classification

¹⁷ <http://www.ipcinfo.org/ipc-country-analysis/details-map/en/c/1152816/?iso3=HTI>

¹⁸ IPC maps and other data found on <http://www.ipcinfo.org>

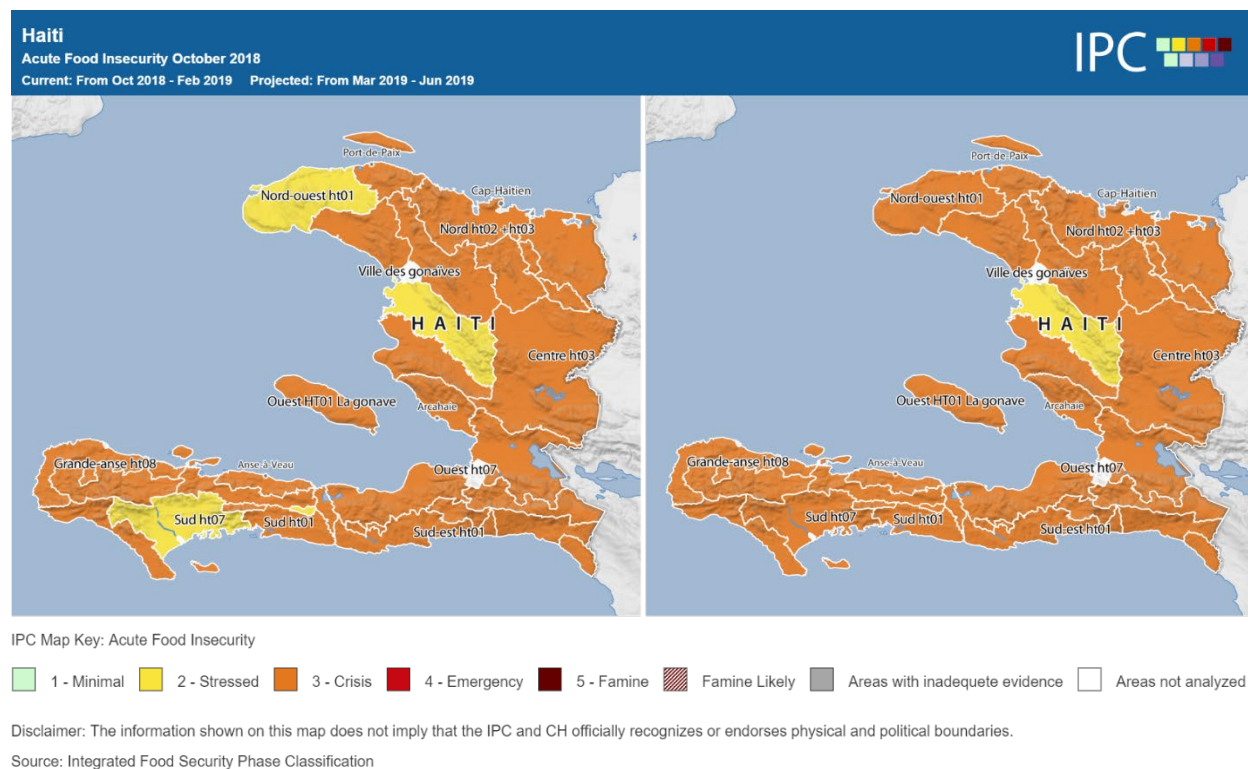
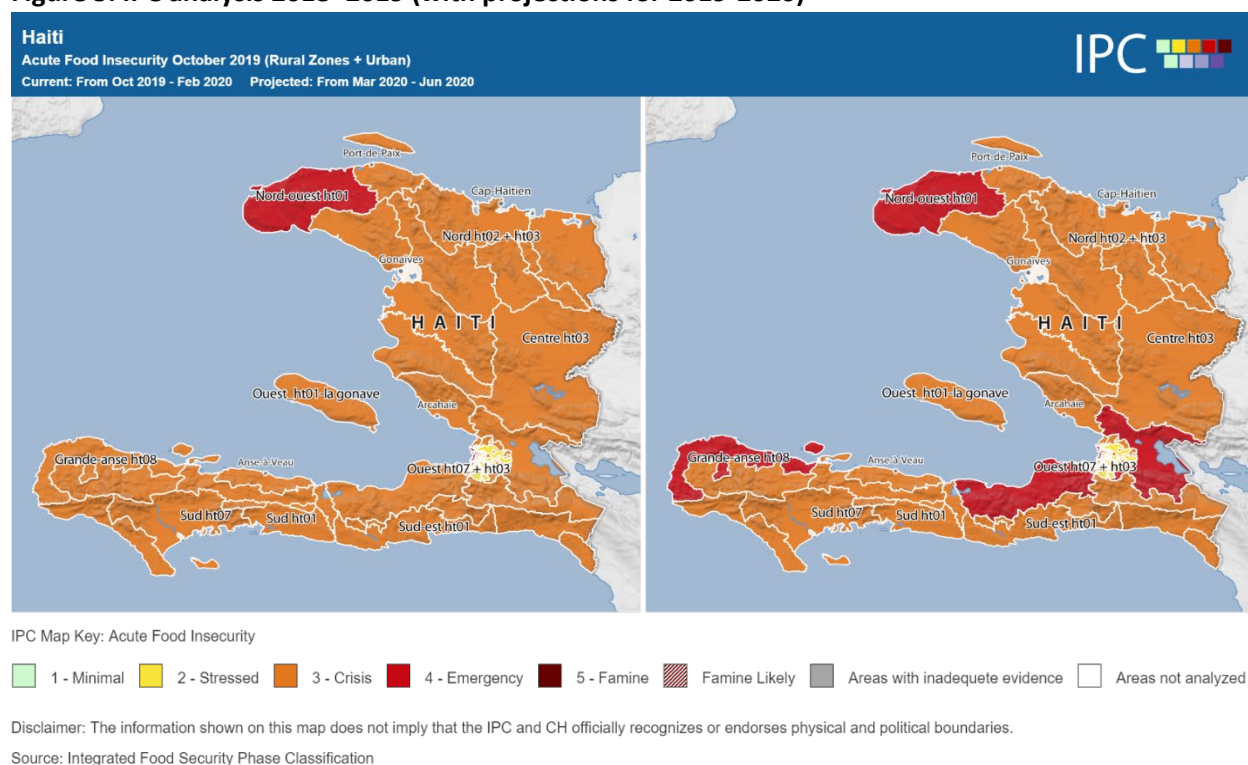


Prior to the start of the COVID-19 pandemic, the situation was already challenging for Haiti. The October 2019 IPC analysis¹⁹ indicated that approximately 35% of the population was already in IPC Phase 3 or 4. The analysis cited the causes of the deteriorating food security situation as rising food prices (annual inflation of about 23%), depreciation of the gourde against the dollar, socio-political unrest, and the worsening security situation. Additionally, a drought that lasted from 2018 into the first half of 2019 negatively impacted agricultural production in many parts of the country. This deteriorating environmental situation must be taken into consideration when assessing the food and nutrition security situation.

The 2018–2019 IPC analysis indicates that two of the three communes surveyed in this study saw their IPC phase increase from Phase 2 to Phase 4 (Bombardopolis and Mole Saint Nicolas in the Northwest Department). Anse Rouge (in Artibonite Department) was classified as Phase 3 during the 2-year period.

¹⁹ http://www.ipcinfo.org/fileadmin/user_upload/ipcinfo/docs/IPC_Haiti_AcuteFoodSec_2019Oct2020Feb_English.pdf

Figure 5. IPC analysis 2018–2019 (with projections for 2019–2020)



4. RESULTS

Considering the unique nature of this study, and the breadth of data collected in the two rounds of quantitative and two phases of qualitative, the sections here are laid out to focus on the key findings that emerged from review and analysis of collected data.

4.1. CHANGES IN POVERTY AND FOOD SECURITY

“We spent more because of the increase in product prices ... the prices of basic necessities are doubled. We eat less today because we don't have the money to eat our fill.”

Women’s FGD, June 2021

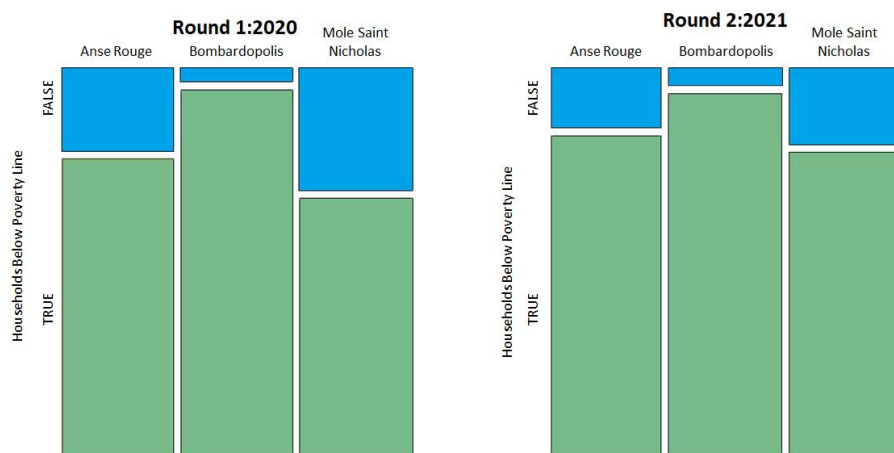
The two quantitative rounds used several indicators to measure food and economic security. These include:

- Poverty and economic security indicators:
 - Prevalence of poverty.
 - Depth of poverty.
- Food security status indicators:
 - Household Hunger Score (HHS).
 - Food Consumption Score (FCS) and Food Consumption Score Groups (FCGs).
 - Household Dietary Diversity (HDDS).

4.1.1. POVERTY

The overall prevalence of households living on less than the equivalent of \$1.90 per day per capita increased from 81% to 87% overall, with the greatest increase observed in Mole Saint Nicholas (from 68% of households in Round 1 to 80% in Round 2, see Figure 6). This shift was not statistically significant, either overall or at the communal level, due to the small numbers of households that transitioned either into or out of poverty status based on the \$1.90 threshold (20 and 6, respectively).

Figure 6. Prevalence of poverty by commune

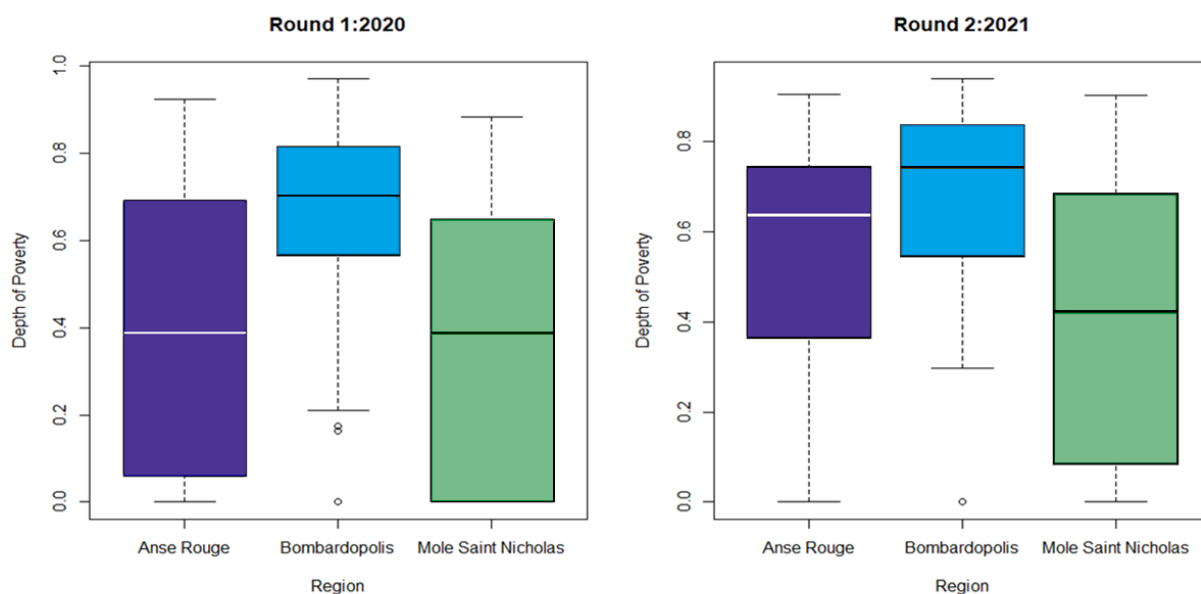


The extremely high prevalence of poverty is largely due to a significant decrease in the purchasing power of households. The Purchasing Parity Index for Haiti increased by 24% between 2019 and 2020, resulting in a 34% increase in the poverty line after accounting for additional inflation in early 2021. Thus, while overall reported expenditures remained largely stable between the two rounds, reported quantities purchased indicated a significant decline in the estimated overall quantity of food consumed per person.

The depth of poverty is defined as the proportion of the poverty line that is not met by per capita daily consumption. For example, a household with estimated per capita daily consumption of \$1.00 per day, which is 53% of the \$1.90 poverty line, would have a corresponding depth of poverty value of 0.47. Median levels for Round 1 were 0.55 overall, with significant variability by commune (0.39 in Anse Rouge, 0.70 in Bombardopolis, and 0.39 in Mole Saint Nicholas). The overall median significantly increased to 0.64 in Round 2 ($p = 0.001$, Wilcoxon test), primarily driven by a sharp increase in Anse Rouge (median 0.6374, $p < 0.001$) with non-significant increases to 0.74 and 0.42 in Bombardopolis and Mole Saint Nicholas, respectively (see figure below).

These findings are triangulated by the qualitative data, where participants in both phases indicated price increases. In several Phase 2 FGDs, participants pointed out that prices of some staples had as much as doubled. As a result, they often reported modifying their food consumption to buy the cheapest foods and buying food on credit. In an FGD discussion in Anse Rouge, the participants indicated they do not have the ability to sell possessions to cope with the increased prices because they no longer have any possessions to sell.

Figure 7. Depth of poverty by commune

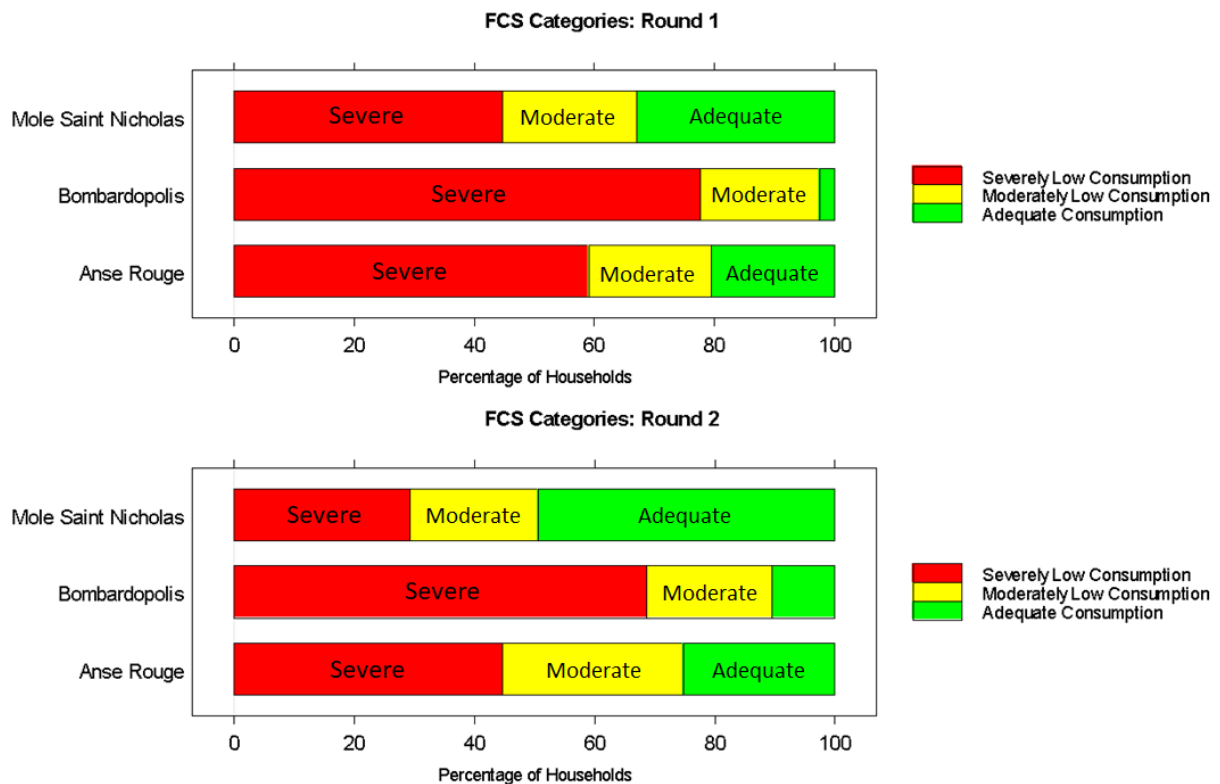


4.1.2. FOOD SECURITY

The prevalence of poor/borderline food consumption score decreased from 81% of households in round 1 to 71% in Round 2, mainly due to slight increases in consumption frequencies of staples, legumes, and fats.

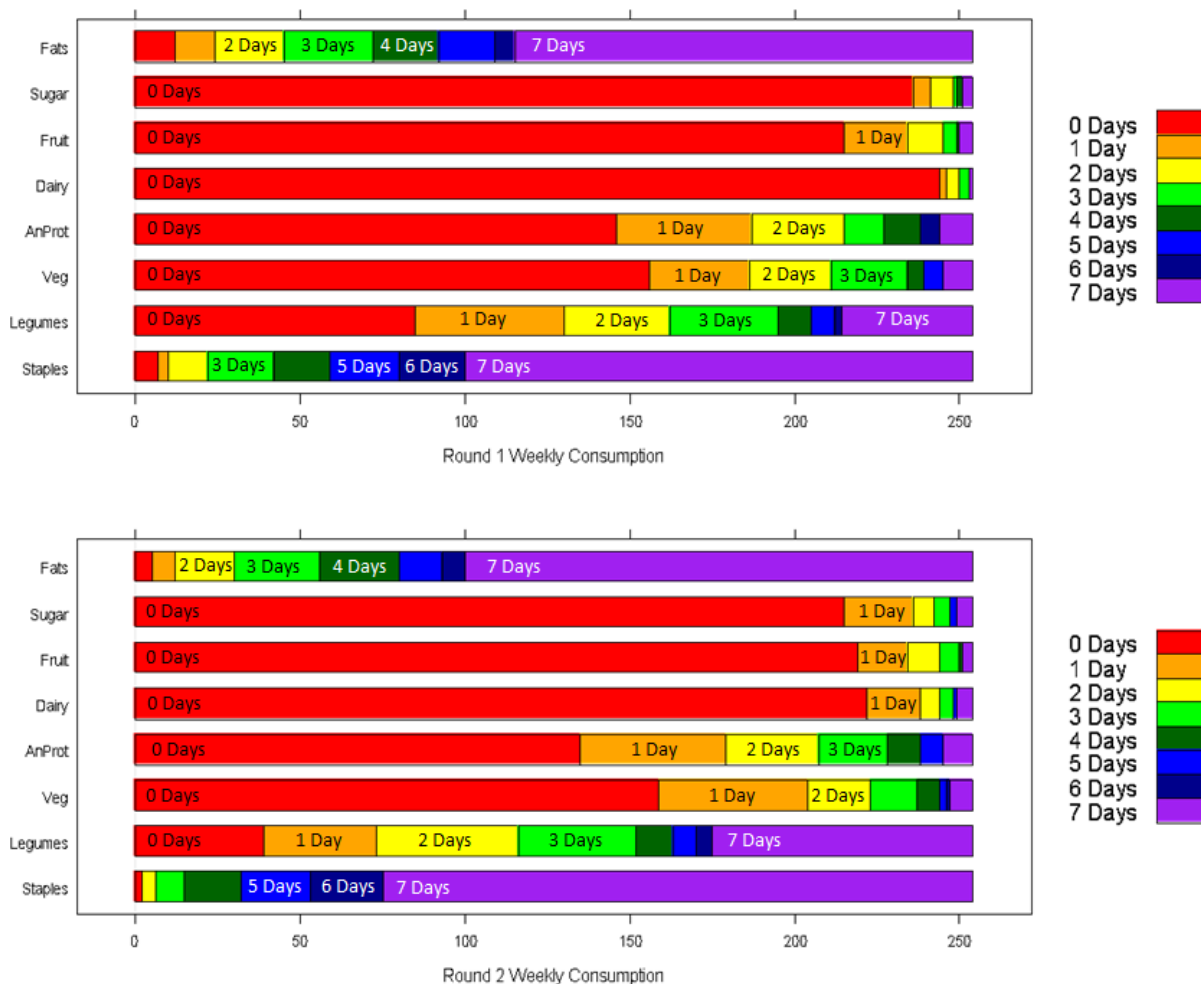
Overall food consumption improved slightly from Round 1 to Round 2, with the median FCS score increasing by 5 points ($p < 0.001$, Wilcoxon test). In Anse Rouge, the FCS category (severely low consumption, moderately low consumption, or adequate consumption) improved for 28 of 83 households from Round 1 to Round 2 and declined for 12 ($p = 0.004$, Fisher’s Exact Test), and consumption similarly improved for 37 of 85 households in Mole Saint Nicholas while declining for 13 ($p = 0.002$). However, there was no significant shift in Bombardopolis, where nearly 50% of the households remained in severe food insecurity in both Rounds.

Figure 8. Food Consumption Score by commune



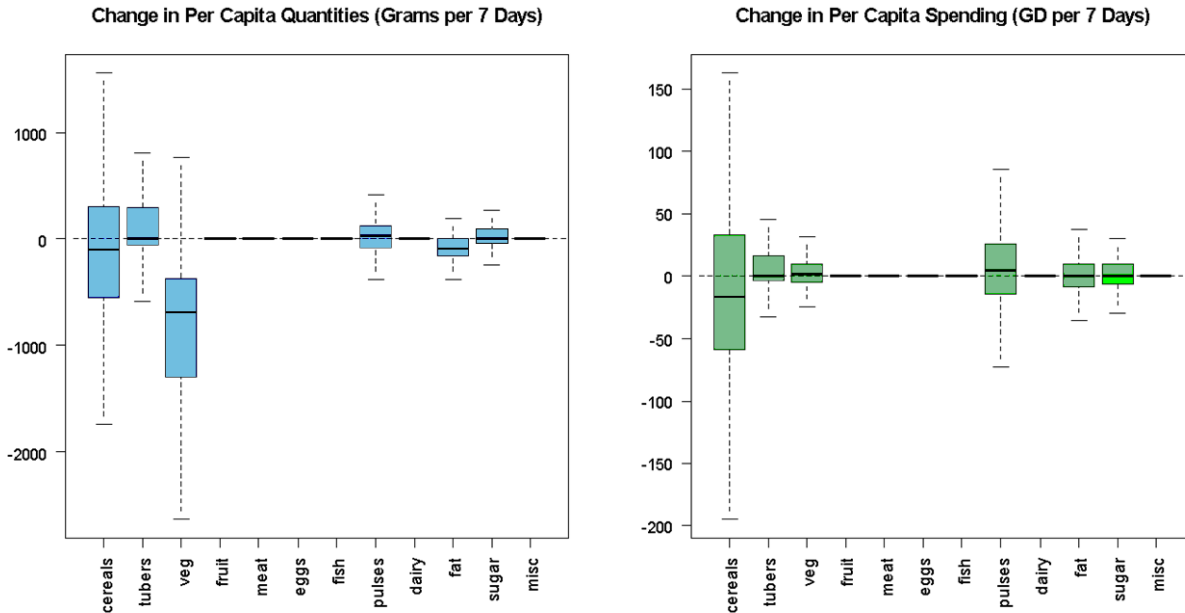
Despite the gains in FCS categories, less than half of the households reported any consumption of vegetables, animal proteins, dairy, fruit, or sugar in either round. As indicated by Figure 8, FCS score improvements were primarily due to increases in the frequencies of consumption of staples and legumes, while a small number of households (29) increased both dairy and sugar consumption.

Figure 9. Consumption days by food group



Because the FCS does not account for the actual quantities consumed, analysis of the actual estimates of 7-day food expenditures and quantities purchased provides some additional insights. As illustrated in Figure 10 below, which shows the distributions of the middle 75% of households for quantities purchased (in grams) and expenditures (in GD), households purchased smaller quantities of vegetables and fats despite spending equivalent amounts, and there were no significant differences in the quantities of staples and legumes purchased despite increases in the FCS score for these categories. This suggests that households reporting more frequent consumption are likely consuming smaller quantities per day rather than actually increasing consumption. This is especially notable for vegetables, where the median per capita quantity purchased for households reporting daily consumption declined from 1,528 grams to 111 grams, a 93% decrease.

Figure 10. Changes in per capita food expenditures and quantities

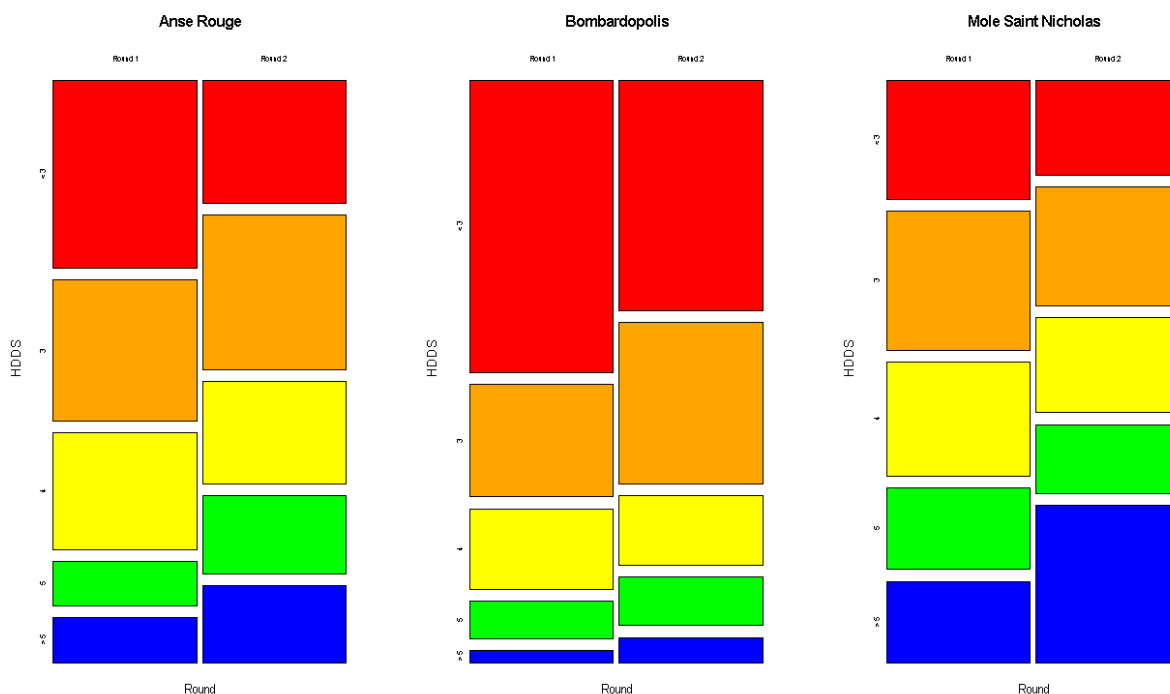


Not surprisingly, these minimal shifts resulted in little change to the HDDS distribution between rounds. In Round 1, the overall median HDDS score was 3 but varied by commune (3 in Anse Rouge, 2 in Bombardopolis, and 4 in Mole Saint Nicholas). Overall, there was a net increase of 24 households that attained at least a score of 3 in Round 2 ($p = 0.02$, McNemar’s test), but these were not sizable enough to be statistically significant at the regional level. Diets remained nutritionally poor, with infrequent consumption of fruits, vegetables, and animal proteins.

Qualitative data also indicate there have been changes in food consumption habits due to recent shocks. In Phase 2, several FGDs indicated that they were eating smaller quantities of food because of higher prices, as well as less preferred and cheaper foods. One Phase 2 FGD participant in Bombardopolis described it well, saying:

“We eat less because of rising prices. There is a lot of difference in the way of eating because the products are expensive, and we have no gardens. We buy tubers at the market that come from other neighboring towns. And the merchant comes from another town, he increases the price even more because he has to take into account the price of transport as well.”

Figure 11. Household Dietary Diversity Score by commune



In Round 2, 76% of households reported not having any access to credit in the past year. These households also have significantly worse food security (FCS) and greater levels of poverty than the households that do have access to credit. Several FGDs in Phase 2 also brought up issues with savings and credit, most frequently citing Village Savings and Loan Associations (VSLAs) (these were strongly and successfully promoted under Kore Lavi). Some discussions of VSLAs cited them as helpful sources of credit, but others highlighted the fact that they no longer have sufficient money to participate due to rising prices. Some also indicated that after the end of the Kore Lavi vouchers, they no longer had the resources to participate in VSLAs. One FGD indicated that people in their community had lost money participating in VSLAs, as some members who had borrowed money could not pay it back.

Despite the apparent improvements in consumption, there was a small but significant increase in the prevalence of moderate or severe hunger (as measured by the HHS indicator), which rose from 34% in Round 1 to 44% in Round 2. The percentage of households with severe HHS scores (5–6) showed little change (16% in Round 1 vs. 14% in Round 2). However, 23% of households shifted from low or moderate hunger scores into severe hunger, while only 14% with severe hunger scores in Round 1 had improved scores in Round 2. The most significant shift was observed among the households in Bombardopolis, where the median score increased by a full point (note that an increase in the HHS score indicates worse (increased) levels of hunger).

Figure 12. Change in Household Hunger Scale by commune

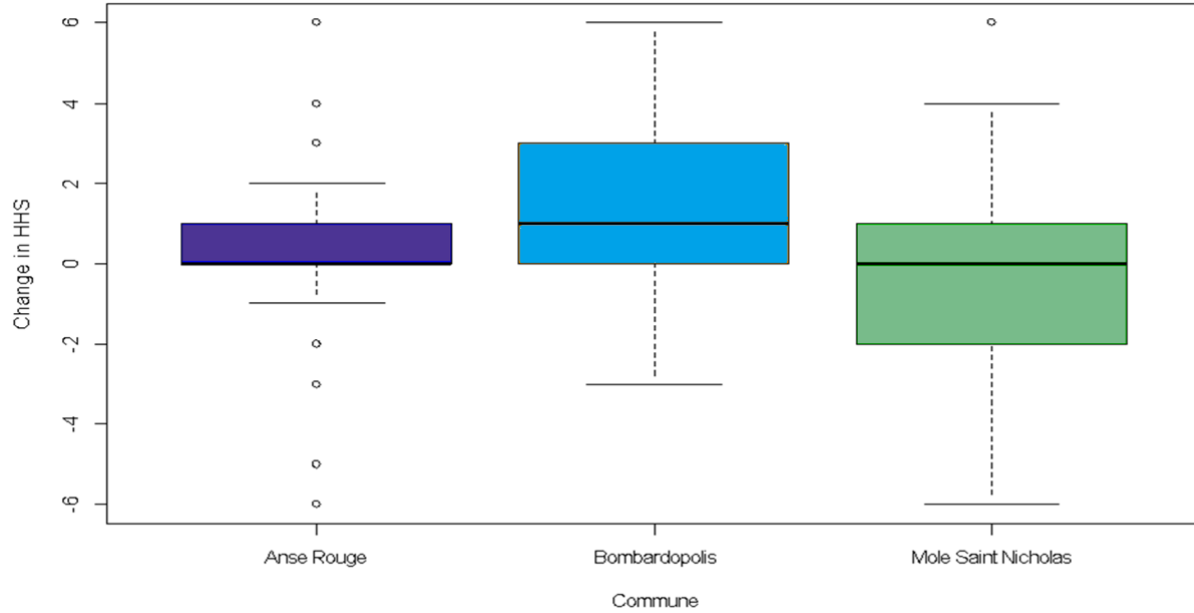
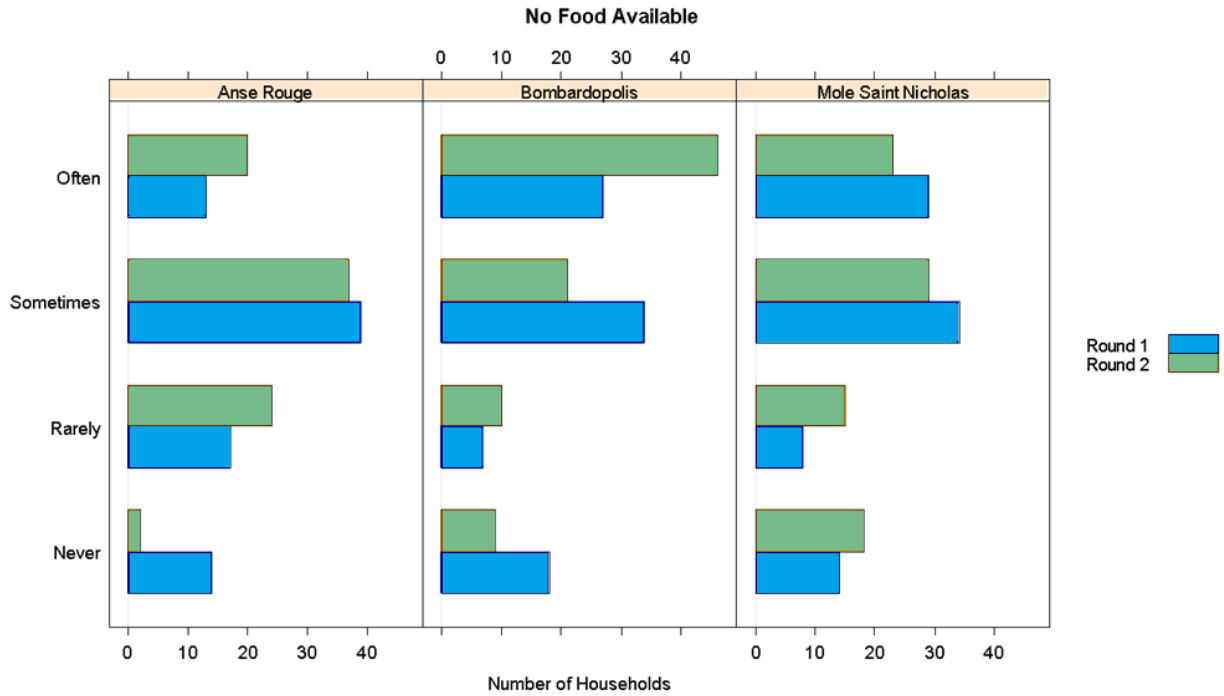
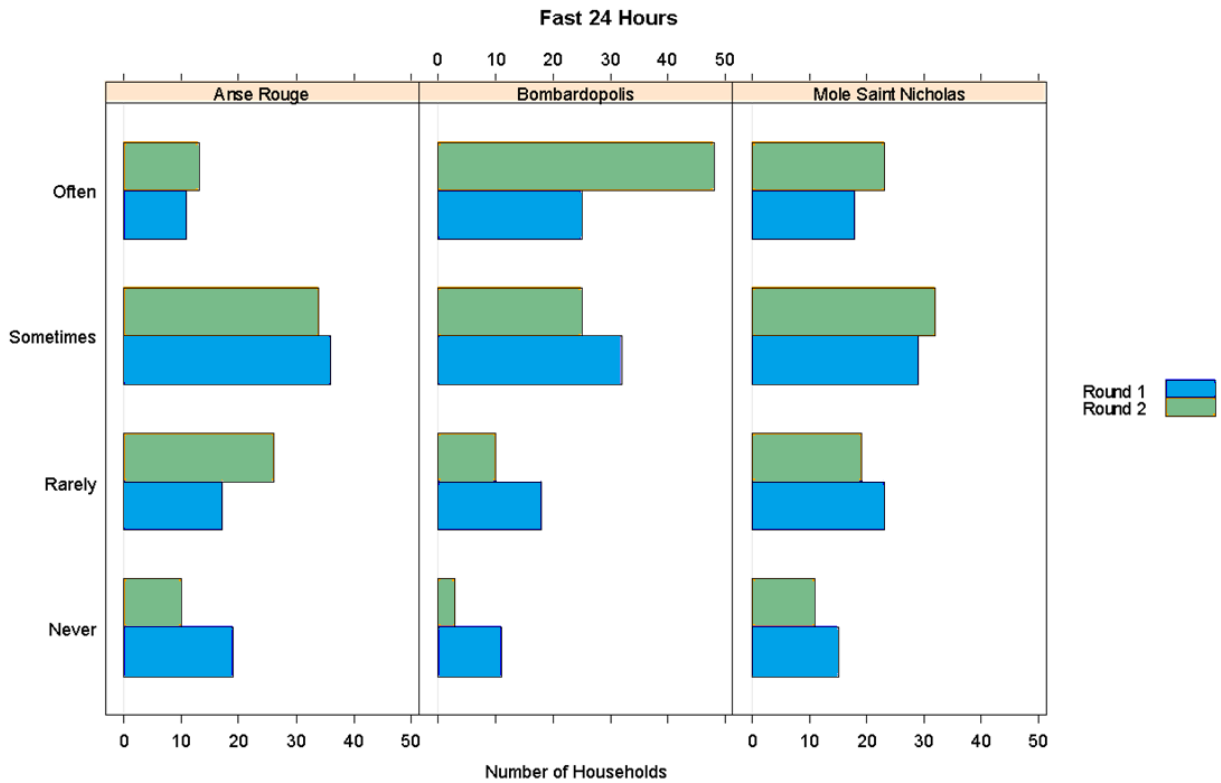
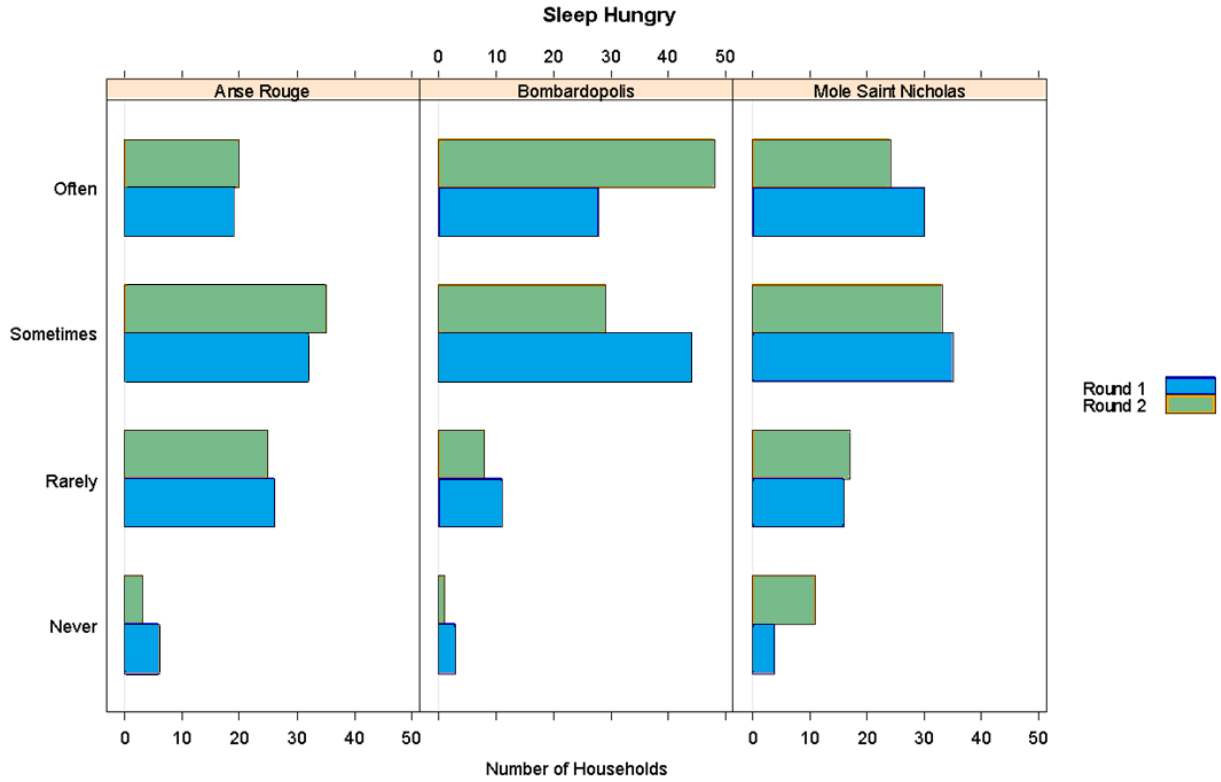


Figure 13. Household Hunger Scale question responses by commune





4.2. PERCEPTIONS OF THE IMPACTS OF COVID-19

“Coronavirus has been of an issue that just aggravates other bigger problems”

KII, January 2021

Qualitative data from both phases indicate that the populations in the areas studied do not generally perceive COVID-19 pandemic as a specific shock in itself. Instead, it is an aggravating factor that worsens the impacts of other chronic and acute challenges, and lessens the ability of the poor to employ their usual survival strategies.

In both phases of qualitative data collection, all KIs and FGD participants indicated that they were aware of few or no cases of COVID-19 in their areas. However, while the impacts of other shocks and challenges were generally considered more serious, in the Phase 2 FGDs, people often spoke about the fear they had of COVID-19, as it was something new and unknown. Many of the KIs and FGD participants reported experiencing general fear and stress because of the pandemic. As one FGD participant in Bombardopolis put it, *“The coronavirus is more serious [than other shocks] because it can kill.”*

Key informants and FGD participants frequently cited that remittances coming from elsewhere in Haiti and from abroad have decreased or stopped due to COVID-19 and that social support within the communities, in general, has lessened because of social distancing, the closing of churches and schools, and the general isolation due to COVID-19 restrictions. Furthermore, difficulty in domestic and cross-border travel has made certain livelihoods more difficult. FGDs frequently cited buying products on credit to re-sell and doing laundry as common coping strategies that were disrupted by COVID-19 because of the social distancing measures and lockdowns.

Although direct health impacts of COVID-19 remained rare in the study areas, the respondents in Round 2 of the quantitative were still aware of the future direct risk to health that COVID-19 presented, expressing this frequently as a concern. When they were asked what their main concerns related to the effects of COVID-19 were, 63% cited health concerns, and 29% cited lack of money. 49% of respondents indicated that coronavirus had impacted their livelihoods/income in the previous 12 months.

In the Round 2 survey data, among the households that cited that coronavirus had impacted their livelihoods/income in the past 12 months, the most cited ways were the inability to access markets to sell crops/products (40%) and buy agricultural inputs (23%). Other ways they cited were a basic reduction in overall income (19%), inability to access healthcare (15%), and illness (21%).

4.3. COVID-19 PRECAUTIONS AND ACCESS TO HEALTHCARE

“People are no longer going to the hospital like they used to- in order to prevent the community from thinking they have caught the coronavirus. If we have the flu, a fever, even the nurses are afraid to see us.”

KII, June 2021

Although the population is generally aware of the cause and preventive measures of COVID-19, the pandemic has had a negative impact on accessing health care. The qualitative data indicate that people are aware of using masks and social distancing in public to reduce transmission. However, few people

actually use masks, even during the periods of heightened infections—generally because of lack of vigilance or lack of money to purchase masks.

In the Round 2 quantitative data, 41% of respondents indicated that they felt that someone in their household was at risk of contracting COVID-19. Among the households that did not report feeling this risk, most cited the reason as their belief in God, living in a rural area, or that it did not exist where they live. When asked about mitigation efforts to prevent the possible transmission of COVID-19, 61% of respondents reported that they were washing their hands more than before the start of the COVID-19 crisis. 72% reported wearing a mask while out in public in the past week. Among those that did not wear a mask, most cited that they felt it was not necessary.

The Phase 1 qualitative data indicated that people were avoiding health care facilities because of COVID-19 related concerns. In the Round 2 quantitative data, 20% of those interviewed indicated that they or someone in their household had delayed/skipped/been unable to complete health care visits in the previous year because of COVID-19. The specific reasons cited included fear of contracting COVID-19 (45%), lack of money to pay for healthcare (29%), lack of availability of healthcare (18%), and fear of being quarantined (4%).

Phase 2 qualitative data confirmed these findings. FGDs and KIIs frequently indicate that people have been afraid to seek health care for fear of contracting COVID-19 and the stigma that suspected COVID-19 infection causes. Additionally, in Phase 1 of the qualitative data collection, the fear of being quarantined if seeking care for any COVID-19-like symptoms was a very frequently cited concern, particularly by the KIIs. For example, a KI in Mole Saint Nicholas stated that people are not going to the hospital like before to prevent the community from thinking they have caught COVID-19. Furthermore, the KI pointed out if they have the flu or a fever, even the nurses are afraid to see them.

4.4. IMPACTS OF DROUGHT, POOR WATER ACCESS AND INFRASTRUCTURE

“If we just had better access to water, the rest of our problems would be a lot more manageable”

KII, January 2021

The impacts of drought (acute and chronic) on agriculture and livestock livelihoods, coupled with the severe lack of water and agriculture infrastructure such as irrigation, is one of the biggest underlying factors of household food insecurity, poverty, and low resilience in the areas studied. The KIIs and FGD participants in both phases of data collection generally indicated that drought and chronic challenges related to water access were a larger shock than the COVID-19 related shocks.

Drought and drinking/irrigation water access were mentioned as one of the most significant shocks/challenges in every single qualitative KII and FGD. These interviews also indicated that people are planting less than they used to (beans, corn, peanuts, potatoes) because of the lack of rain. Disease and lack of forage due to drought have also caused significant livestock loss.

According to the Round 2 survey data, 76% of households must travel for more than 30 minutes to access drinking water, and 40% of households must travel for more than 2 hours to access drinking

water. Over 40% of households report getting their drinking water from an unsafe source (mainly surface water and unprotected springs). Water access was not measured in Round 1.

In the Round 2 survey, 65% of households reported practicing agriculture in the past year (even if not cited as one of the main livelihoods). Of those, only 6% reported having access to irrigation (mainly a canal or ditch). The remaining 94% reported relying only on rainfall.

4.5. AGRICULTURE AND OTHER LIVELIHOODS

“Because of the drought, people do not harvest potatoes, cassava, bananas to eat. Instead, they eat imported rice a lot more. There are changes in farming practices because people cannot sell the crops and they cannot store them so they are forced to switch to something that allows them to get the money as quickly as possible to survive, hence the proliferation of taxi-motos.”

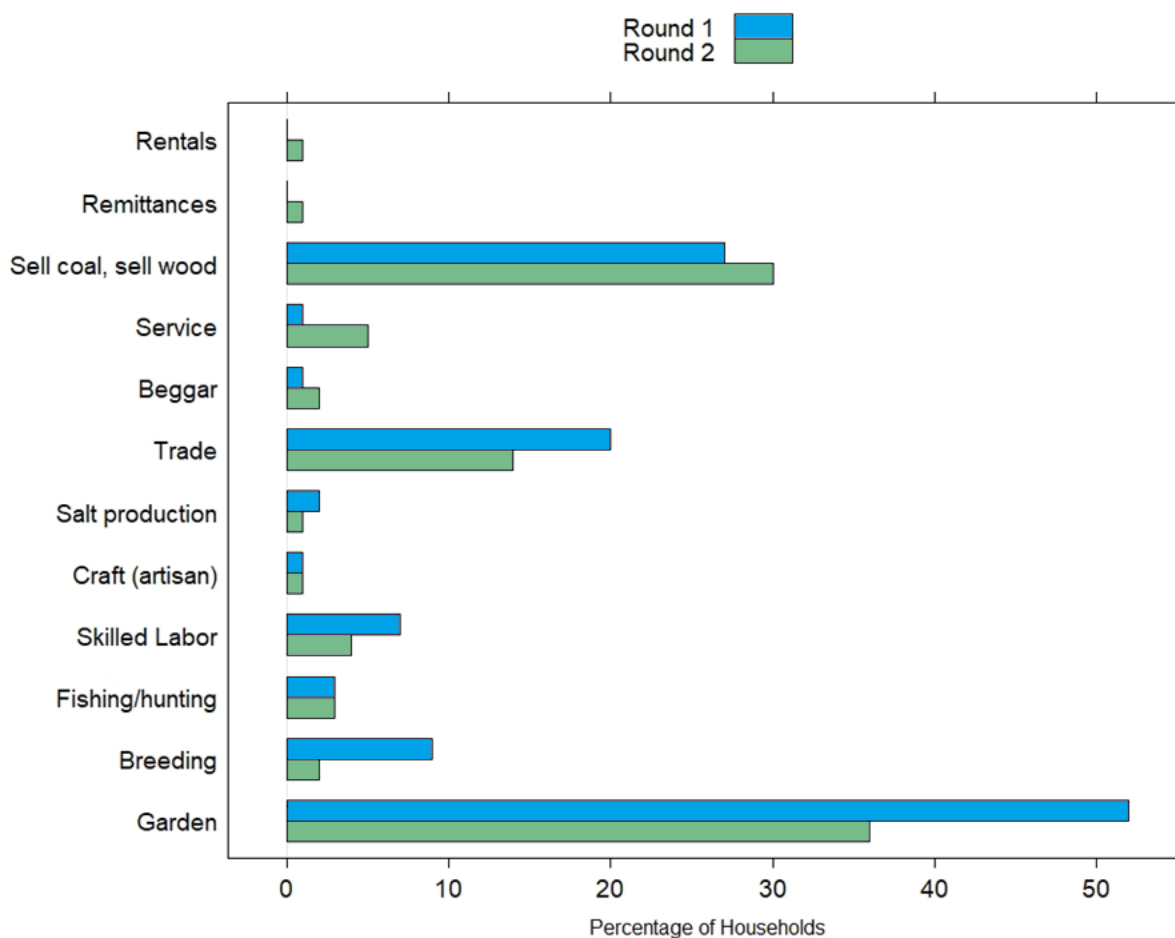
KII, June 2021

The use of agriculture as part of the main livelihood strategies is fluid. Although commonly practiced, the evidence indicates that it is not considered a viable or reliable primary source of income. The 69 households relying solely on agriculture have among the worst food security outcomes, with significantly lower median FCS, a greater mean depth of poverty, and a higher median score on the Household Hunger Scale compared to all other households reporting one or more sources of income. However, the 63 households that combined agriculture with one or more other income sources had better than average food security, comparable to other households with two or more non-agricultural income sources.

Looking at the changes in asset ownership between rounds, it is evident that households are selling off their productive agriculture assets to cope with the worsening economic and food security situation. The overall percentage of households owning agricultural equipment declined from 48% to 10%, with similar significant trends in all three regions. Repeated drought combined with lack of agriculture infrastructure such as irrigation has further aggravated the challenges in relying on agriculture as a source of food/money. Participants in the qualitative data collection repeatedly indicated that young people are increasingly looking away from agriculture to other sources of income, such as moto-taxi driving. These income sources provide a more reliable source of income without the large investment of time, materials, and labor upfront that is required to grow crops.

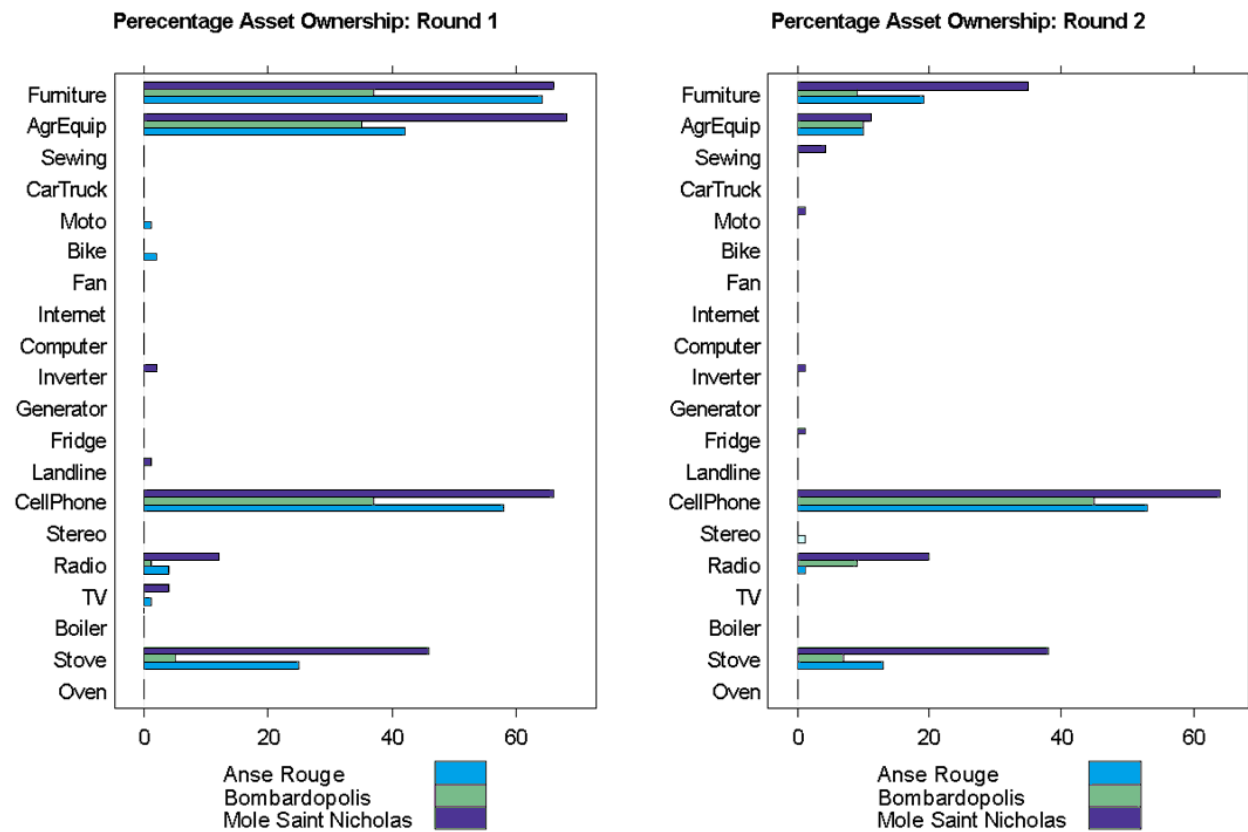
The percentage of households reporting two or more sources of income increased from 24% in Round 1 to 34% in Round 2 ($p = 0.006$, McNemar’s test), with 38% of households reporting more sources of livelihood and only 19% reporting fewer. Furthermore, the median number of livelihoods per household size increased from 0.17 to 0.2 ($p = 0.02$, Wilcoxon test).

Figure 14. Reported livelihood activities



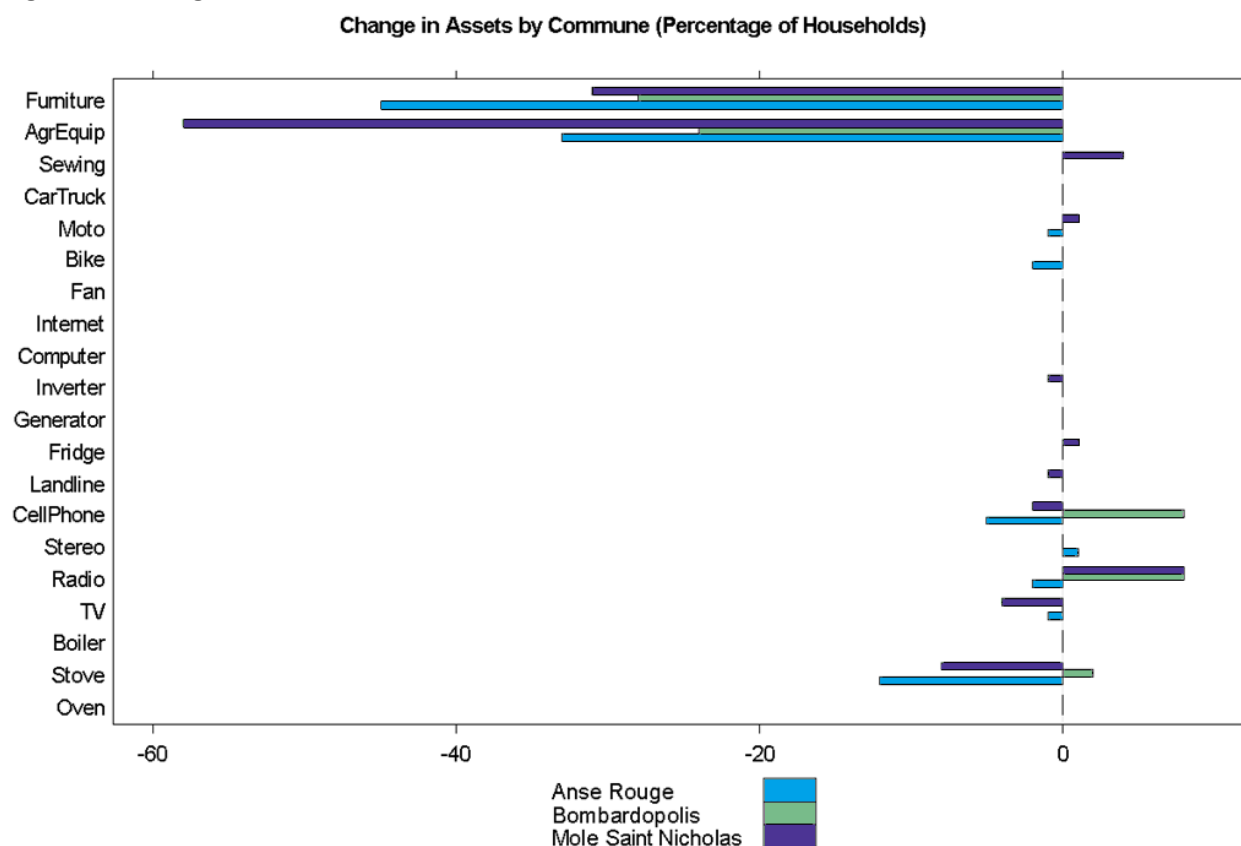
Reductions in hunger were significantly associated with greater livelihood diversity in Round 2, with the proportion of households with 41% of single-income households suffering from severe hunger compared with 23% of multi-income households. Furthermore, among the 69 households that reported a single income source in both rounds, severe hunger (HHS = 5 or 6) increased from 32% to 45%.

Figure 15. Asset ownership by commune



Furniture and agricultural equipment were sold or discarded by households in every commune. The only notable increases in assets were cellphones (in Bombardopolis) and radios (in Bombardopolis and Mole St. Nicholas). While qualitative data also indicated that selling assets was a coping strategy that many had been using to get by, several FGD participants also indicated that many people no longer had anything of value to sell.

Figure 16. Change in assets between rounds



4.6. PSYCHOSOCIAL

“We are alone so we are more tired and sometimes discouraged.”

FGD Participant, June 2021

To gain a better understanding of the psychosocial status of the interviewed households and how it relates to resilience to recent shocks, a specific set of questions was added to the Round 2 quantitative survey tool. The GHQ-12 (general health questionnaire) is an internationally used tool to measure psychological stress.²⁰ The module consists of 12 questions addressing issues such as loss of sleep due to worries, loss of concentration, trouble making decisions, enjoyment of daily activities, feeling depressed, facing problems, etc., and asks the respondent to compare their current situation to a “normal” time. It is sensitive to short-term psychiatric disorders but not long-standing attributes of the respondent. In this study, it is used as a measure of “psychological stress” and not meant as a screening of particular psychiatric disorders.

Tulane introduced the GHQ-12 into a national food security survey conducted in 2011 (post-earthquake) as part of its evaluation research on the impact of post-earthquake assistance on resilience.²¹ At that

²⁰ it is also used to detect psychiatric disorders in the general population and within communities or non-psychiatric clinical settings, but this purpose is outside the scope of this study

²¹ <https://reliefweb.int/report/haiti/haiti-humanitarian-assistance-evaluation-resilience-perspective>

time, the tool was translated into Creole and underwent field testing. This national survey serves as a reference point when calculating and interpreting the prevalence in this study.

Although no calibrated threshold for the GHQ-12 has been established for Haiti, uses of this indicator in other contexts reveal a large range of thresholds. In the analysis of the data from the 2011 survey, a variety of methods to discern a threshold were explored, and a very conservative threshold was applied, with the assumption that this would be more likely to UNDER-estimate the prevalence of psychological stress in the population. In 2011, the mean score nationally was 3.9 (using the binary scoring method, yielding a possible range of 0 to 12). Applying the conservative threshold of 6/7 to this score resulted in a prevalence of 19% of those surveyed experiencing psychological stress.

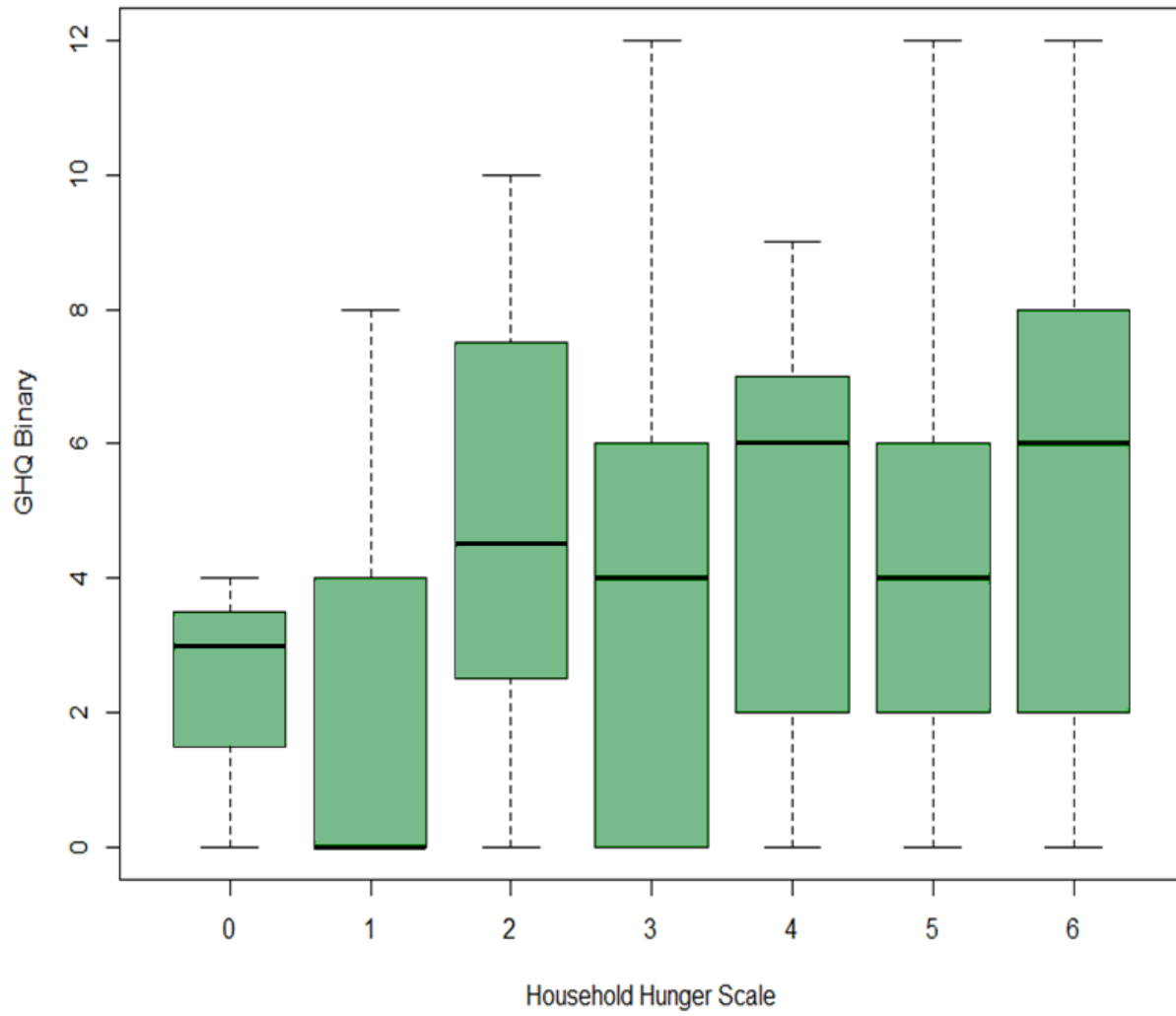
Looking at the Round 2 survey data from the 2021 survey for this study, the GHQ-12 revealed high rates of psychological stress, with 28% of respondents scoring 7 or higher on the 12-point binary scale.²² The prevalence varied significantly by commune, from 15% of respondents in Anse Rouge to 23% in Mole Saint Nicholas to 45% in Bombardopolis. Qualitative data revealed similar findings. KIs and FGD participants reported experiencing greater general fear and stress than usual because of the pandemic. For example, one focus group in Anse Rouge discussed how they relied on going to church during difficult times because it gave them some reassurance, but with the COVID-19 restrictions and concerns, people are going to church less, and so do not benefit from this reassurance. A KI from Bombardopolis described how COVID-19 is different from other shocks: *“The coronavirus is more complicated. With misery we can find openings, strategies. With the Coronavirus, life is more complicated. We are scared. We cannot move.”*

There was clear evidence that psychological stress was associated with poverty and hunger. Among the 27 respondents with per capita daily spending above the estimated 2021 poverty line that completed the GHQ module, none showed evidence of severe stress, in contrast to 33% of the 161 respondents with expenditures below the poverty line. Greater depth of poverty was most closely associated with feelings of depression, low self-worth, low confidence, and an inability to concentrate. It should be noted that the overall correlation between the GHQ-12 and poverty or the HHS is low. While we observe that households living above the poverty line and those not experiencing hunger are unlikely to be experiencing psychological stress, only some households experiencing hunger and/or living below the poverty line are experiencing psychological stress. Interpretation of this relationship may require further research to understand the causal pathways, as psychological stress may be both an outcome of poverty and hunger and an underlying factor.

Additional information on the relationships between the various GHQ-12 questions is found in Annex D.

²² Of the 255 households, 188 respondents completed all the questions for the GHQ12 module. Incomplete data came from a refusal to respond to one or more of the GHQ12 questions.

Figure 17 GHQ-12 and the Household Hunger Scale



5. CONCLUSIONS

Poverty and Food Security

- The increase in the prevalence of poverty between early 2020 and early 2021 was characterized by a decrease in household purchasing power following significant inflation of the Gourde.
 - Absolute expenditures remained similar, but the amounts of goods and services acquired were reduced.
- The perception of experienced hunger (HHS) remained high and increased between rounds.
- Dietary diversity remained unchanged, and the prevalence of households with poor/borderline food consumption decreased.
 - However, the small improvements in food consumption score do not appear to reflect improvements in quantity or diversity.
 - Consumption/expenditure data from the poverty module indicate that households reporting more frequent consumption are likely consuming smaller quantities per day.
 - Diets remained poor with infrequent consumption of fruits, vegetables, and animal protein.

COVID-19

- The population interviewed generally understood the cause of and preventative measures for COVID-19.
- The population does not generally perceive the COVID-19 pandemic as a specific shock in itself. There are relatively few reported cases in the areas studied.
- The difficulties associated with the COVID-19 pandemic (closing of schools, economic slowdown, lockdown, etc.) are seen as aggravating factors that worsen the impacts of other chronic and acute challenges and lessen the ability of the poor to employ their usual survival strategies.
- COVID-19 had a negative impact on access to healthcare due to lack of resources, lack of availability, fear of being quarantined, and possibly the stigma associated with suspected COVID-19 infection.

Livelihoods, Drought

- The impacts of drought (acute and chronic) on agriculture and livestock livelihoods, coupled with the severe lack of water and agriculture infrastructure such as irrigation, is one of the biggest underlying factors of household food insecurity, poverty, and low resilience in the areas studied.
- The use of agriculture as part of the main livelihood strategies is fluid. Although commonly practiced, the evidence indicates that it is not a viable or reliable primary/sole source of income.
- Investments in agriculture in these areas may not improve resilience or reduce poverty unless very large and long-term investments are made in water and irrigation infrastructure.

Psychosocial

- Although psychological stress was only measured in Round 2, the prevalence was elevated compared to previous national estimates.
- Psychological stress is associated with poverty and hunger. None of those living above the poverty line reported elevated psychological stress. Greater depth of poverty was associated with depression, low self-worth, low confidence.
- Psychological stress may be both an outcome of poverty and hunger as well as an underlying factor. More research is needed to better understand the causal pathways.

ANNEX A: QUALITATIVE TOOLS

PHASE 1 QUALITATIVE KII GUIDE ENGLISH

Haiti: Shocks, Coping, and Resilience

Phase 2 Qualitative

Focus Group Discussion Guide

Goals of this data collection:

- 1) To better understand how Covid is perceived by the population (shock or not), how they understand the effects of Covid and the response on their lives/livelihoods.
- 2) To understand the changes in household resilience over the past 2 years, including farming practices, spending habits, and other characteristics, and what projects may have helped build household resilience.
- 3) To help inform the next steps of the data collection as part of the assessment on the impacts of the Coronavirus pandemic and other recent shocks on the poor households in the areas being studied.

Please remember that these questions are examples! This is not a ‘questionnaire’, it is just a guide. You will need to be creative in how you ask questions, and if you discover information you think is interesting and important for the goals above, then you should ask your own questions about that information.

Instructions:

- Create one set of notes per Focus Group (do NOT integrate the notes from separate FGDs into one set of notes.)
- When FGD participants have different opinions or ideas, note the number of participants that hold each opinion.
- This tool can also be used to interview key informants. Record the appropriate information below as applicable.

Date:		Interviewer:	
Department:		Note-taker:	
Commune:		Start and End time:	
How many men/women took part in the Focus Group discussion? <i>(if KI, what was the name of the KI?)</i>		What type of group was this? (households, women’s group members, VSLA members, etc.) <i>(If KI interview, give the KI role/position in community)</i>	
Do you obtain consent from the participants to audio record?			
Notes on the location and the participants:			

Introduction:

Hello! My name is _____. I am working for IFOS. We are conducting a study in your community to learn about recent difficulties you may have faced and the ways you and people like you have managed those difficulties. We are also interested in the community’s awareness and perceptions of the impact of the coronavirus on the welfare of households in your area. The discussion should take about 45 minutes, and your participation is completely voluntary. If you agree to participate, you can choose to stop at any time or to skip any questions you do not want to answer or discussions you do not want to participate in. We would like to audio record this interview, and my partner _____ will be taking written notes. However, your answers will be completely confidential, and we will not share the information that identifies you with anyone.

Coronavirus Knowledge, Attitudes, Practice:

First, let us start with a discussion of what people know about Coronavirus in your community, and what they are doing to prevent getting it:

- 1) Have there been any cases of Coronavirus in your community that you are aware of?
- 2) What do you know about coronavirus in your community? *(probe: How do they perceive what coronavirus is?)*

Coronavirus Impacts

Now, I would like to talk about how coronavirus has been impacting the wellbeing of households and what they are doing to deal with those challenges.

- 3) What are the impacts of coronavirus on the households like yours in your community?
- 4) What sorts of other problems does coronavirus cause or make worse? *(Probe: How do people associate different types of shocks with coronavirus? Impact on using healthcare facilities/seeking healthcare)*
- 5) How do households deal with these impacts? What do they do to manage? Is this sustainable?

- 6) Has there been any assistance for households in your community to help them cope with the impacts of coronavirus? What? Was it able to help?
- 7) Have households supported each other to face the coronavirus challenges? How?
- 8) Is there anything else you would like to add about impacts, coping strategies and recovery from coronavirus that we did not cover?

Other shocks and difficulties in the past two years

Now that we have talked about Coronavirus, I would like to talk about other shocks and difficulties that you and others in your community have faced in the past year (since January 2020).

- 9) What sorts of shocks have happened in the past two years in your community? Describe what happened. How these shocks affect the households and community?
- 10) What have households done to respond to these shocks in the past two years?
- 11) How does the shock of Coronavirus compare to other shocks that have happened in the past two years? It is worse, or not as bad? (*probe: Do people perceive it as something severe, or are other problems/difficulties of more concern to them?*)
- 12) What about other difficulties that households in your community have had in the past two years? What sort of difficulties are there in your community that have a negative impact on livelihoods and well-being? (*probe: water for irrigation, water for drinking, changes in market prices, changes in assistance, changes in remittances, migration, access to healthcare, insecurity*)
- 13) Is there anything else you would like to add about the welfare of households in your community that we did not cover?

Changes in resilience:

You may have heard about ‘resilience’, or the ability of households and communities to cope with shocks such as drought, price spikes, floods, earthquakes, landslides, or other difficulties. Now I would like to talk about how the ability of households and communities to adapt to difficulties (resilience) has changed, thinking also about different projects that helped households build resilience over the past two years.

- 14) Thinking about how **household expenditures** have changed during the past two years, in what ways are households spending less or more money on cell phones, health care, food items, school fees, farming, soap, clothing, or other things? How has this changed? Why has it changed? When did it change? (*probe: has it changed because of participation in NGO programs, which ones?*)
- 15) In this community, have people changed their **farming practices** over the past two years? For example: to grow less beans, different crops, fewer crops? If so, how? If so, why have they changed these practices? (*probe: water/irrigation, ownership of agriculture equipment, people starting to practice agriculture that didn’t before*)
- 16) In this community, have people changed **other livelihood practices** over the past two

years? How have they changed? Which livelihoods became more common? Which ones became less common? Why did households change livelihoods? (*probe: agriculture, livestock, general stability vs. instability of livelihood practices, are any big changes mentioned common from year to year, or were there exceptionally a lot of recent changes in livelihoods? Why?*)

- 17) In this community, have households **sold or lost assets** like furniture, agriculture equipment, or other assets over the past two years? If so, which assets? Why did they sell (or lose) these assets? How has the sale/loss of the asset impacted the household's livelihoods and well-being?
- 18) Have households like yours in your community made any changes to **what they eat** during the past two years? Are they eating more or less in general? What foods are they eating more of? Less of? Where do they get these foods? (*probe: market prices, market availability, own production, ask about sugar/staple foods/oil*)
- 19) Do you think resilience or the ability to withstand shocks has increased, stayed the same or decreased during the past five years? Why or why not? What do communities and households need in order to better cope with these shocks?
- 20) Which NGO or Government projects have been active in this community during the past two years? What have been the positive and negative effects of these projects (by project) on household well-being? On resilience?
- 21) Anything else you would like to add about resilience in your community and how different projects may have impacted household resilience?

Thank you!

PHASE 2 QUALITATIVE FGD GUIDE ENGLISH

Haiti: Shocks, Coping, and Resilience

Phase 2 Qualitative

Focus Group Discussion Guide

Goals of this data collection:

- 1) To better understand how Covid is perceived by the population (shock or not), how they understand the effects of Covid and the response on their lives/livelihoods.
- 2) To understand the changes in household resilience over the past 2 years, including farming practices, spending habits, and other characteristics, and what projects may have helped build household resilience.
- 3) To help inform the next steps of the data collection as part of the assessment on the impacts of the Coronavirus pandemic and other recent shocks on the poor households in the areas being studied.

Please remember that these questions are examples! This is not a 'questionnaire', it is just a guide. You will need to be creative in how you ask questions, and if you discover information you think is interesting and important for the goals above, then you should ask your own questions about that information.

Instructions:

- Create one set of notes per Focus Group (do NOT integrate the notes from separate FGDs into one set of notes.)
- When FGD participants have different opinions or ideas, note the number of participants that hold each opinion.
- This tool can also be used to interview key informants. Record the appropriate information below as applicable.

Date:		Interviewer:	
Department:		Note-taker:	
Commune:		Start and End time:	
How many men/women took part in the Focus Group discussion? <i>(if KI, what was the name of the KI?)</i>		What type of group was this? (households, women’s group members, VSLA members, etc.) <i>(If KI interview, give the KI role/position in community)</i>	
Do you obtain consent from the participants to audio record?			
Notes on the location and the participants:			

Introduction:

Hello! My name is _____. I am working for IFOS. We are conducting a study in your community to learn about recent difficulties you may have faced and the ways you and people like you have managed those difficulties. We are also interested in the community’s awareness and perceptions of the impact of the coronavirus on the welfare of households in your area. The discussion should take about 45 minutes, and your participation is completely voluntary. If you agree to participate, you can choose to stop at any time or to skip any questions you do not want to answer or discussions you do not want to participate in. We would like to audio record this interview, and my partner ____ will be taking written notes. However, your answers will be completely confidential, and we will not share the information that identifies you with anyone.

Coronavirus Knowledge, Attitudes, Practice:

First, let us start with a discussion of what people know about Coronavirus in your community, and what they are doing to prevent getting it:

- 1) Have there been any cases of Coronavirus in your community that you are aware of?
- 2) What do you know about coronavirus in your community? *(probe: How do they perceive what coronavirus is?)*

Coronavirus Impacts

Now, I would like to talk about how coronavirus has been impacting the wellbeing of households and what they are doing to deal with those challenges.

- 3) What are the impacts of coronavirus on the households like yours in your community?
- 4) What sorts of other problems does coronavirus cause or make worse? *(Probe: How do people associate different types of shocks with coronavirus? Impact on using healthcare facilities/seeking healthcare)*

- 5) How do households deal with these impacts? What do they do to manage? Is this sustainable?
- 6) Has there been any assistance for households in your community to help them cope with the impacts of coronavirus? What? Was it able to help?
- 7) Have households supported each other to face the coronavirus challenges? How?
- 8) Is there anything else you would like to add about impacts, coping strategies and recovery from coronavirus that we did not cover?

Other shocks and difficulties in the past two years

Now that we have talked about Coronavirus, I would like to talk about other shocks and difficulties that you and others in your community have faced in the past year (since January 2020).

- 9) What sorts of shocks have happened in the past two years in your community? Describe what happened. How these shocks affect the households and community?
- 10) What have households done to respond to these shocks in the past two years?
- 11) How does the shock of Coronavirus compare to other shocks that have happened in the past two years? It is worse, or not as bad? *(probe: Do people perceive it as something severe, or are other problems/difficulties of more concern to them?)*
- 12) What about other difficulties that households in your community have had in the past two years? What sort of difficulties are there in your community that have a negative impact on livelihoods and well-being? *(probe: water for irrigation, water for drinking, changes in market prices, changes in assistance, changes in remittances, migration, access to healthcare, insecurity)*
- 13) Is there anything else you would like to add about the welfare of households in your community that we did not cover?

Changes in resilience:

You may have heard about ‘resilience’, or the ability of households and communities to cope with shocks such as drought, price spikes, floods, earthquakes, landslides, or other difficulties. Now I would like to talk about how the ability of households and communities to adapt to difficulties (resilience) has changed, thinking also about different projects that helped households build resilience over the past two years.

- 14) Thinking about how **household expenditures** have changed during the past two years, in what ways are households spending less or more money on cell phones, health care, food items, school fees, farming, soap, clothing, or other things? How has this changed? Why has it changed? When did it change? *(probe: has it changed because of participation in NGO programs, which ones?)*
- 15) In this community, have people changed their **farming practices** over the past two years? For example: to grow less beans, different crops, fewer crops? If so, how? If so, why have they changed these practices? *(probe: water/irrigation, ownership of agriculture equipment, people starting to practice agriculture that didn't before)*

- 16) In this community, have people changed **other livelihood practices** over the past two years? How have they changed? Which livelihoods became more common? Which ones became less common? Why did households change livelihoods? (*probe: agriculture, livestock, general stability vs. instability of livelihood practices, are any big changes mentioned common from year to year, or were there exceptionally a lot of recent changes in livelihoods? Why?*)
- 17) In this community, have households **sold or lost assets** like furniture, agriculture equipment, or other assets over the past two years? If so, which assets? Why did they sell (or loose) these assets? How has the sale/loss of the asset impacted the household's livelihoods and well-being?
- 18) Have households like yours in your community made any changes to **what they eat** during the past two years? Are they eating more or less in general? What foods are they eating more of? Less of? Where do they get these foods? (*probe: market prices, market availability, own production, ask about sugar/staple foods/oil*)
- 19) Do you think resilience or the ability to withstand shocks has increased, stayed the same or decreased during the past five years? Why or why not? What do communities and households need in order to better cope with these shocks?
- 20) Which NGO or Government projects have been active in this community during the past two years? What have been the positive and negative effects of these projects (by project) on household well-being? On resilience?
- 21) Anything else you would like to add about resilience in your community and how different projects may have impacted household resilience?

Thank you!

PHASE 2 QUALITATIVE RESEARCH QUESTIONS GUIDANCE FOR FGD LEADERS FRENCH

Questions de recherche et d'analyse Etude Covid19/chocs/résilience Qualitatif- Phase 2

Triangulation des résultats des enquêtes auprès des ménages, exploration des causes sous-jacentes

- 1) De nombreux ménages interrogés ont signalé une perte d'actifs entre le début de 2020 et le début de 2021. Par exemple, de nombreux ménages ont déclaré posséder des meubles et du matériel agricole au début de 2020, mais ils ont déclaré au début de 2021 de ne plus les posséder.
 - a. Ces résultats, sont-ils triangulés par les données qualitatives des FGD ?
 - b. Si oui, pourquoi les ménages ont-ils perdu/vendu ces actifs ? Était-ce une stratégie d'adaptation? Les ont-ils vendus pour de l'argent ? Ou les ont-ils perdus d'une autre manière ?
 - c. Quel type de matériel/actifs agricoles les ménages ont-ils vendu ou perdu entre 2020 et 2021 ? Cela a-t-il eu un impact sur leur capacité à pratiquer l'agriculture?

- 2) Les ménages interrogés ont signalé des habitudes de consommation alimentaire différentes entre 2020 et 2021. Aussi, il est apparu qu'il y avait une certaine augmentation de l'autoproduction d'aliments qu'ils mangeaient (en particulier des pommes de terre, des haricots (pwa) et des noix. Mais les autres aliments provenaient principalement des marchés.
 - a. Ces résultats, sont-ils triangulés par les données qualitatives des FGD ?
 - b. Les ménages ont-ils commencé à produire davantage de certains articles agricoles ? Pourquoi? Était-ce un changement positif ou une stratégie d'adaptation ?
 - c. Est-ce que davantage de ménages ont commencé à pratiquer l'agriculture ? Pourquoi?
 - d. Comment les prix du marché ont-ils influencé les habitudes d'achat de produits alimentaires et les pratiques de production agricole en 2020 ? Comment les prix du marché ont-ils évolué sur 2020 et comment les ménages se sont-ils adaptés ?
 - e. Quelles étaient les conditions du marché en 2020 ? Y a-t-il eu des difficultés à approvisionner les marchés locaux ? Pourquoi? Y a-t-il eu des augmentations ou des diminutions de la demande pour certains aliments, ou en général ? Pourquoi?

- 3) Il y a eu quelques changements parmi les ménages interrogés de certaines dépenses non alimentaires. Augmentation des dépenses en savon et produits d'hygiène, et des dépenses liées à l'école/éducation. Mais il y a eu une baisse des dépenses en vêtements/chaussures, et consultations médicales.
 - a. Ces changements de dépenses, sont-ils cohérents avec les données des groupes de discussion ?
 - b. Quelles sortes d'habitudes de dépenses ont changé en 2020 ? Pourquoi? Était-ce dû aux prix, au Covid19, à d'autres chocs/difficultés, ou bien autre cause? Quels changements étaient positifs et lesquels ne l'étaient pas ?

- 4) Il y a eu de fortes changements dans les principaux moyens de subsistance signalés par les ménages interrogés entre 2020 et 2021. De nombreux ménages ont ajouté l'agriculture et/ou l'élevage à leurs moyens de subsistance pendant l'année 2020/début 2021, par rapport aux données collectées en début 2020 (sur les moyens de subsistance de 2019/début 2020). Dans l'ensemble, il y a eu beaucoup de changements en général dans les moyens de subsistance entre 2019/20, and the 2020/21 ?
 - a. Les groupes de discussion triangulent-ils la conclusion selon laquelle davantage de ménages pratiquent l'agriculture en 2020 qu'auparavant ? Si oui, pourquoi?
 - b. Les changements de moyens de subsistance, en particulier l'augmentation de l'agriculture, sont-ils liés au fait que les coupons Kore Lavi ont terminées vers le fin 2019 ? Quel a été l'impact de l'arrêt des coupons sur les ménages ? Est-ce qu'ils pratiquaient l'agriculture AVANT de commencer à recevoir des coupons KL, puis s'arrêtaient et reprenaient après la fin des coupons ? Nous voulons avoir une idée de l'impact des coupons sur les choix des ménages en matière de moyens de subsistance pendant et après la fin du projet.
 - c. En général, ces grands changements d'année en année dans les moyens de subsistance des ménages sont-ils normaux ? Si oui, pourquoi les ménages font-ils cela ? Cela les rend-ils plus ou moins résistants ?
 - d. Ou bien, est-ce que 2020 a été une année exceptionnelle où les ménages ont dû changer de mode de vie d'une manière exceptionnelle ? Pourquoi? Était-ce une bonne ou une mauvaise chose ? Est-ce lié au Covid19 ? Lié à la fin de Kore Lavi ?

Triangulation des résultats de la phase 1 qualitative, développement de ces informations

- 5) Dans le qualitatif, nous avons entendu que les gens avaient des idées fausses sur Covid19 - ce que c'était, comment il était transmis, l'utilisation de masques, la distanciation sociale, etc. Certains ont exprimé que ce n'était pas une réelle préoccupation, mais le gouvernement a voulu l'utiliser pour obtenir de l'argent des donateurs. Certains ont expliqué comment les inquiétudes liées à Covid19 empêchaient les gens de demander des soins de santé.
 - a. Comment les ménages pauvres des FGD voient-ils le covid19 ? Ont-ils des idées fausses sur ce que c'est, comment c'est transmis, etc.?

- b. Quelle est l'attitude générale vis-à-vis du covid19 actuellement parmi les participants aux FGD ? En sont-ils inquiets ? Pensent-ils que c'est réel ? Comment imaginer qu'il évoluera dans le temps ? Sont-ils au courant que des vaccins pourraient arriver ? Que pensent-ils de ceux-là ?
 - c. Comment le covid19 impacte-t-il actuellement l'utilisation des services de santé selon les FGD ?
- 6) La plupart des données qualitatives de la phase 1 ont indiqué que les impacts de Covid19 avaient été sévères. Cela était principalement lié aux restrictions de mouvement et à d'autres impacts connexes, et non à la maladie elle-même. Mais certains ont expliqué que Covid19 n'était pas la plus grande préoccupation des pauvres - ils avaient d'autres problèmes beaucoup plus importants, tels que l'accès à l'eau potable et à l'irrigation.
- a. Comment ces ménages pauvres des FGD perçoivent-ils l'impact du covid sur leur vie et leurs moyens de subsistance ? Est-il plus grave que d'autres chocs au cours de l'année écoulée ? Ou ont-ils d'autres difficultés qui sont, selon eux, des problèmes bien plus importants ?
 - b. Y a-t-il eu une assistance depuis le début de Covid qui aurait pu aider ces ménages/communautés ? Ou l'aide n'était-elle pas vraiment très utile ?
- 7) Dans la phase 1 qualitative, le plus grand choc ou difficulté dont les informateurs clés ont parlé était le manque d'accès à l'eau potable et à l'eau d'irrigation pour l'agriculture.
- a. De quels types de chocs et de difficultés (en dehors de covid19) les ménages des FGD parlent-ils ? Quels sont les plus grands défis ? Est-ce de l'eau, ou existe-t-il également d'autres chocs/difficultés importantes dans la vie des participants aux groupes de discussion qui ont un impact négatif sur leur vie et leurs moyens de subsistance ? Que peut-on faire pour aider à surmonter ces difficultés?

ANNEX B: QUANTITATIVE TOOLS

Round 1 English Questionnaire

INSTITUT HAITIEN DE L'ENFANCE (IHE)
Enquête de base des programmes USAID Titre II (SO2)

Module A. Identification and Informed Consent																						
IDENTIFICATION (1)																						
A01 HOUSEHOLD NUMBER (HH) A02 LOCALITY NAME A03 COMMUNE CODE (SEE LIST) A04 DEPARTMENT (CIRCLE ONE) <table border="1" style="display: inline-table; margin-right: 10px;"> <tr><td>ARTIBONITE</td><td>1</td></tr> <tr><td>OUEST</td><td>4</td></tr> </table> <table border="1" style="display: inline-table; margin-right: 10px;"> <tr><td>CENTRE</td><td>2</td></tr> <tr><td>SUD-EST</td><td>5</td></tr> </table> <table border="1" style="display: inline-table;"> <tr><td>NORD-OUEST</td><td>3</td></tr> <tr><td>NORD-EST</td><td>6</td></tr> </table>	ARTIBONITE	1	OUEST	4	CENTRE	2	SUD-EST	5	NORD-OUEST	3	NORD-EST	6				<table border="1" style="width: 100%; height: 20px;"> <tr><td style="width: 20px;"></td><td style="width: 20px;"></td></tr> </table> <table border="1" style="width: 100%; height: 20px;"> <tr><td style="width: 20px;"></td><td style="width: 20px;"></td><td style="width: 20px;"></td><td style="width: 20px;"></td></tr> </table>						
ARTIBONITE	1																					
OUEST	4																					
CENTRE	2																					
SUD-EST	5																					
NORD-OUEST	3																					
NORD-EST	6																					
INTERVIEWER VISITS																						
	FIRST VISIT	SECOND VISIT	THIRD VISIT	FINAL VISIT																		
A05 DATE (DD/MM/YY) A06 INTERVIEWER A07 DAY OF VISIT A08 RESULT (USE CODES)	_____ _____ _____ _____	_____ _____ _____ _____	_____ _____ _____ _____	A09 DAY <table border="1" style="display: inline-table; width: 20px; height: 20px;"></table> <table border="1" style="display: inline-table; width: 20px; height: 20px;"></table> A10 MONTH <table border="1" style="display: inline-table; width: 20px; height: 20px;"></table> <table border="1" style="display: inline-table; width: 20px; height: 20px;"></table> A11 YEAR <table border="1" style="display: inline-table; width: 20px; height: 20px;"></table> <table border="1" style="display: inline-table; width: 20px; height: 20px;"></table> <table border="1" style="display: inline-table; width: 20px; height: 20px;"></table> <table border="1" style="display: inline-table; width: 20px; height: 20px;"></table> A12 INT. NUMBER <table border="1" style="display: inline-table; width: 20px; height: 20px;"></table> <table border="1" style="display: inline-table; width: 20px; height: 20px;"></table>																		
NEXT VISIT: DATE _____ TIME _____	_____ _____	_____ _____	_____ _____	A13 TOTAL NUMBER OF VISITS <table border="1" style="display: inline-table; width: 20px; height: 20px;"></table>																		
A14 FINAL OUTCOME OF INTERVIEW (CIRCLE ONE) 1 COMPLETED 2 NO HOUSEHOLD MEMBER AT HOME OR NO COMPETENT RESPONDENT AT HOME AT TIME OF VISIT 3 POSTPONED 9 OTHER _____ (SPECIFY) 4 NOT COMPLETED 5 ENTIRE HOUSEHOLD ABSENT FOR EXTENDED PERIOD OF TIME 6 REFUSED 7 REFUSED				A19 LINE NO. OF RESPONDENT TO HOUSEHOLD ROSTER <table border="1" style="display: inline-table; width: 20px; height: 20px;"></table> <table border="1" style="display: inline-table; width: 20px; height: 20px;"></table>																		
A20 SUPERVISOR NAME _____ CODE <table border="1" style="display: inline-table; width: 20px; height: 20px;"></table> <table border="1" style="display: inline-table; width: 20px; height: 20px;"></table>	A22 OFFICE EDITOR NAME _____ CODE <table border="1" style="display: inline-table; width: 20px; height: 20px;"></table> <table border="1" style="display: inline-table; width: 20px; height: 20px;"></table>	A23 DATA ENTRY OPERATOR _____ <table border="1" style="display: inline-table; width: 20px; height: 20px;"></table> <table border="1" style="display: inline-table; width: 20px; height: 20px;"></table> DAY <table border="1" style="display: inline-table; width: 20px; height: 20px;"></table> <table border="1" style="display: inline-table; width: 20px; height: 20px;"></table> . MONTH <table border="1" style="display: inline-table; width: 20px; height: 20px;"></table> <table border="1" style="display: inline-table; width: 20px; height: 20px;"></table> . YEAR <table border="1" style="display: inline-table; width: 20px; height: 20px;"></table> <table border="1" style="display: inline-table; width: 20px; height: 20px;"></table> <table border="1" style="display: inline-table; width: 20px; height: 20px;"></table> <table border="1" style="display: inline-table; width: 20px; height: 20px;"></table>																				

INFORMED CONSENT

START TIME

		:		
Hour			Minute	

INFORMED CONSENT: IT IS NECESSARY TO INTRODUCE THE HOUSEHOLD TO THE SURVEY AND OBTAIN THE CONSENT OF ALL RESPONDENTS TO PARTICIPATE. ASK TO SPEAK WITH A RESPONSIBLE ADULT IN THE HOUSEHOLD.

HELLO. MY NAME IS _____. I AM WORKING WITH ICF/IHE. WE ARE CONDUCTING A SURVEY TO LEARN ABOUT FOOD SECURITY, FOOD CONSUMPTION, NUTRITION AND WELLBEING OF HOUSEHOLDS IN HAITI. YOUR HOUSEHOLD WAS SELECTED FOR THE SURVEY. I WOULD LIKE TO ASK YOU SOME QUESTIONS ABOUT YOUR HOUSEHOLD. THE QUESTIONS USUALLY TAKE ABOUT ONE HOUR. WE CAN RETURN TOMORROW IF YOU DON'T HAVE TIME TO FINISH ALL THE QUESTIONS TODAY. ALL OF THE ANSWERS YOU GIVE WILL BE CONFIDENTIAL AND WILL NOT BE SHARED WITH ANYONE OTHER THAN MEMBERS OF OUR SURVEY TEAM. YOU DON'T HAVE TO BE IN THE SURVEY, BUT WE HOPE YOU WILL AGREE TO ANSWER THE QUESTIONS SINCE YOUR VIEWS ARE IMPORTANT. IF I ASK YOU ANY QUESTION YOU DON'T WANT TO ANSWER, JUST LET ME KNOW AND I WILL GO ON TO THE NEXT QUESTION OR YOU CAN STOP THE INTERVIEW AT ANY TIME. IN CASE YOU NEED MORE INFORMATION ABOUT THE SURVEY, WE ARE WILLING TO ANSWER ANY QUESTIONS NOW, OR AT THE END THE INTERVIEW

Do you have any questions about the study or about your participation?

ASK THE FOLLOWING CONSENT QUESTIONS OF ALL RESPONDENTS. AS APPLICABLE, CHECK AND SIGN THE CONSENT BOX BELOW.

1. Who is the main adult (15 years or older) decision-maker in the household?
 [NAME], do you agree to participate in the survey?
 NAME: _____ RESPONDENT AGREED ____ RESPONDENT DID NOT AGREE ____

ADDITIONAL ELIGIBLE HOUSEHOLD MEMBERS

	RESPONDENT AGREED	RESPONDENT DID NOT AGREE
4. NAME _____ Do you agree to participate in the survey?	____	____

My signature affirms that I have read the verbal informed consent statement to the respondent(s), and I have answered any questions asked about the study. The respondent consented to the interview.

INTERVIEWER'S NAME AND CODE _____

--	--

SIGNATURE AND DATE _____

DAY			MONTH			YEAR			
		.							

INTERVIEWER'S NAME AND CODE _____

--	--

SIGNATURE AND DATE _____

DAY			MONTH			YEAR			
		.							

COMMUNE CODES

Artibonite Department:

- 511 Gonaives
- 522 Terre Neuve
- 523 Anse Rouge

Centre Department:

- 611 Hinche
- 613 Thomonde
- 614 Cerca Carvajal
- 623 Boucan Carre
- 641 Cerca La Source
- 642 Thomassique
- 612 Maissade
- 622 Saut d'Eau

Nord-Ouest Department:

- 911 Port de Paix
- 913 Bassin Bleu
- 931 Mole Saint Nicholas
- 932 Baie de Henne
- 933 Bombardopolis
- 934 Jean Rabel

Ouest Department:

- 151 Anse-à-Galets
- 152 Pointe-à-Raquette

Sud-Est Department:

- 214 La Vallée de Jacmel
- 222 Côtes de Fer
- 231 Belle Anse
- 232 Grand Gosier
- 233 Thiotte
- 234 Anse-à-Pitres

Nord-Est Department:

- 431 Trou du Nord
- 433 Terrier Rouge

MODULE B. HOUSEHOLD ROSTER						HOUR		MINUTE							
LINE NO.	USUAL RESIDENTS	RELATIONSHIP TO HEAD OF HOUSEHOLD	SEX	AGE	ELIGIBILITY		IF AGE 15 OR OLDER	IF AGE 0-17 YEARS				IF AGE 5 YEARS OR OLDER		IF AGE 5-24 YEARS	
					MODULE H1	C. H2-H5		MARITAL STATUS	SURVIVORSHIP AND RESIDENCE OF BIOLOGICAL PARENTS				EVER ATTENDED SCHOOL		CURRENT/RECENT SCHOOL ATTENDANCE
1	2	3	4	5	6	10	12	13	14	15	16	17	18	19	20
	Please tell me the name and sex of each person who lives here, starting with the head of the household. For our purposes today, members of a household are adults or children that live together and eat from the "same pot". It should include anyone who has lived in your house for 6 of the last 12 months, but it does not include anyone who lives here but eats separately. AFTER LISTING NAMES, RELATIONSHIP, AND SEX FOR EACH PERSON, ASK QUESTIONS 2A-2C TO BE SURE THAT THE LISTING IS COMPLETE. THEN ASK APPROPRIATE QUESTIONS IN COLUMNS 5-20 FOR EACH PERSON.	What is the relationship of (NAME) to the head of the household? SEE CODES BELOW.	Is (NAME) male or female?	How old is (NAME)? IF 95 OR MORE, RECORD '95'. '98'='DON'T KNOW. USE ONLY FOR PERSONS WHO ARE ≥ 50. USE '00' IF CHILD IS LESS THAN 1 YEAR	Was [NAME] in charge of the food preparation during the past 7 days?	IS THIS PERSON THE HEAD OF THE HH; OR A RESPONSIBLE ADULT IF HEAD OF HH IS ABSENT?	What is (NAME)'s current marital status? 1 = MARRIED OR LIVING TOGETHER 2 = DIVORCED/ SEPARATED 3 = WIDOWED 4 = NEVER-MARRIED AND NEVER LIVED TOGETHER	Is (NAME)'s natural mother alive?	Does (NAME)'s natural mother usually live in this household? IF YES: What is his name? RECORD MOTHER'S LINE NUMBER. IF NO, RECORD '00'.	Is (NAME)'s natural father alive?	Does (NAME)'s natural father usually live in this household? IF YES: What is his name? RECORD FATHER'S LINE NUMBER. IF NO, RECORD '00'.	Has (NAME) ever attended school?	What is the highest level of school (NAME) has attended? SEE CODES BELOW. What is the highest grade (NAME) completed at that level? SEE CODES BELOW.	Did (NAME) attend school at any time during the 2014 school year? SEE CODES BELOW.	During this school year 2014-2015, what level and grade [is/was] (NAME) attending?
01		<input type="text"/>	M F 1 2	IN YEARS <input type="text"/>	Y N 1 2	Y N 1 2	<input type="text"/>	Y N DK 1 2 8 ↓ GO TO 15	<input type="text"/>	Y N DK 1 2 8 ↓ GO TO 17	<input type="text"/>	Y N 1 2 ↓ NEXT LINE	LEVEL GRADE <input type="text"/>	Y N 1 2 ↓ NEXT LINE	LEVEL GRADE <input type="text"/>
02		<input type="text"/>	1 2	<input type="text"/>	1 2	1 2	<input type="text"/>	1 2 8 ↓ GO TO 15	<input type="text"/>	1 2 8 ↓ GO TO 17	<input type="text"/>	1 2 ↓ NEXT LINE	<input type="text"/>	1 2 ↓ NEXT LINE	<input type="text"/>
03		<input type="text"/>	1 2	<input type="text"/>	1 2	1 2	<input type="text"/>	1 2 8 ↓ GO TO 15	<input type="text"/>	1 2 8 ↓ GO TO 17	<input type="text"/>	1 2 ↓ NEXT LINE	<input type="text"/>	1 2 ↓ NEXT LINE	<input type="text"/>
04		<input type="text"/>	1 2	<input type="text"/>	1 2	1 2	<input type="text"/>	1 2 8 ↓ GO TO 15	<input type="text"/>	1 2 8 ↓ GO TO 17	<input type="text"/>	1 2 ↓ NEXT LINE	<input type="text"/>	1 2 ↓ NEXT LINE	<input type="text"/>
05		<input type="text"/>	1 2	<input type="text"/>	1 2	1 2	<input type="text"/>	1 2 8 ↓ GO TO 15	<input type="text"/>	1 2 8 ↓ GO TO 17	<input type="text"/>	1 2 ↓ NEXT LINE	<input type="text"/>	1 2 ↓ NEXT LINE	<input type="text"/>
06		<input type="text"/>	1 2	<input type="text"/>	1 2	1 2	<input type="text"/>	1 2 8 ↓ GO TO 15	<input type="text"/>	1 2 8 ↓ GO TO 17	<input type="text"/>	1 2 ↓ NEXT LINE	<input type="text"/>	1 2 ↓ NEXT LINE	<input type="text"/>
07		<input type="text"/>	1 2	<input type="text"/>	1 2	1 2	<input type="text"/>	1 2 8 ↓ GO TO 15	<input type="text"/>	1 2 8 ↓ GO TO 17	<input type="text"/>	1 2 ↓ NEXT LINE	<input type="text"/>	1 2 ↓ NEXT LINE	<input type="text"/>
08		<input type="text"/>	1 2	<input type="text"/>	1 2	1 2	<input type="text"/>	1 2 8 ↓ GO TO 15	<input type="text"/>	1 2 8 ↓ GO TO 17	<input type="text"/>	1 2 ↓ NEXT LINE	<input type="text"/>	1 2 ↓ NEXT LINE	<input type="text"/>

LINE NO.	USUAL RESIDENTS	RELATIONSHIP TO HEAD OF HOUSEHOLD	SEX	AGE	ELIGIBILITY		MARITAL STATUS	IF AGE 0-17 YEARS				IF AGE 5 YEARS OR OLDER		IF AGE 5-24 YEARS												
					MODULE C. H1	MODULE H2-H5		SURVIVORSHIP AND RESIDENCE OF BIOLOGICAL PARENTS				EVER ATTENDED SCHOOL		CURRENT/RECENT SCHOOL ATTENDANCE												
					6	10		12	13	14	15	16	17	18	19	20										
1	Please tell me the name and sex of each person who lives here, starting with the head of the household. For our purposes today, members of a household are adults or children that live together and eat from the "same pot". It should include anyone who has lived in your house for 6 of the last 12 months, but it does not include anyone who lives here but eats separately. AFTER LISTING NAMES, RELATIONSHIP, AND SEX FOR EACH PERSON, ASK QUESTIONS 2A-2C TO BE SURE THAT THE LISTING IS COMPLETE. THEN ASK APPROPRIATE QUESTIONS IN COLUMNS 5-20 FOR EACH PERSON.	What is the relationship of (NAME) to the head of the household? SEE CODES BELOW.	Is (NAME) male or female?	How old is (NAME)? IF 95 OR MORE, RECORD '95'. '98'=DON'T KNOW. USE ONLY FOR PERSONS WHO ARE ≥ 50. USE '00' IF CHILD IS LESS THAN 1 YEAR	Was [NAME] in charge of the food preparation during the past 7 days?	IS THIS PERSON THE HEAD OF THE HH; OR A RESPONSIBLE ADULT IF HEAD OF HH IS ABSENT?	What is (NAME)'s current marital status? 1 = MARRIED OR LIVING TOGETHER 2 = DIVORCED/ SEPARATED 3 = WIDOWED 4 = NEVER-MARRIED AND NEVER LIVED TOGETHER	Is (NAME)'s natural mother alive?	Does (NAME)'s natural mother usually live in this household? IF YES: What is his name? RECORD MOTHER'S LINE NUMBER. IF NO, RECORD '00'.	Is (NAME)'s natural father alive?	Does (NAME)'s natural father usually live in this household? IF YES: What is his name? RECORD FATHER'S LINE NUMBER. IF NO, RECORD '00'.	Has (NAME) ever attended school?	What is the highest level of school (NAME) has attended? SEE CODES BELOW. What is the highest grade (NAME) completed at that level? SEE CODES BELOW.	Did (NAME) attend school at any time during the 2014 school year? SEE CODES BELOW.	During this school year 2014-2015, what level and grade [is/was] (NAME) attending? SEE CODES BELOW.											
CODES FOR Q. 3: RELATIONSHIP TO HEAD OF HOUSEHOLD					CODES FOR Qs. 18 AND 20: EDUCATION																					
01 = HEAD OF HOUSEHOLD 02 = WIFE OR HUSBAND 03 = SON OR DAUGHTER 04 = SON-IN-LAW OR DAUGHTER-IN-LAW 05 = GRANDCHILD 06 = PARENT 07 = PARENT-IN-LAW 08 = BROTHER OR SISTER 09 = OTHER RELATIVE 10 = ADOPTED/FOSTER/STEPCHILD 11 = NOT RELATED 98 = DON'T KNOW					<table border="1"> <thead> <tr> <th>NIVEAU</th> <th>0 = PRÉ-SCOLAIRE</th> <th>1 = PRIMAIRE</th> <th>2 = SECONDAIRE</th> <th>3 = SUPÉRIEUR</th> </tr> </thead> <tbody> <tr> <td>CLASSE</td> <td>1' POUR TOUTES LES ANNEES SI RÉPONSE = PRIMAIRE, ENFANTINE 1, 2 OU 13e. ENREGISTRER NIVEAU=0, CLASSE=1</td> <td>0 = MOINS D'1 AN COMPLÉTÉ 1 = 12e/CP1/1ère année 2 = 11e/CP2/2e année 3 = 10e/CE1/3e année 4 = 9e/CE2/4e année</td> <td>5 = 8e/CM1/5e année 6 = 7e/CM2/6e année 8 = NSP</td> <td>0 = MOINS D'1 AN COMPLÉTÉ 1 = 6e 2 = 5e 3 = 4e 4 = 3e</td> <td>5 = 2e 6 = Rétho 7 = Philo 8 = NSP</td> </tr> </tbody> </table>											NIVEAU	0 = PRÉ-SCOLAIRE	1 = PRIMAIRE	2 = SECONDAIRE	3 = SUPÉRIEUR	CLASSE	1' POUR TOUTES LES ANNEES SI RÉPONSE = PRIMAIRE, ENFANTINE 1, 2 OU 13e. ENREGISTRER NIVEAU=0, CLASSE=1	0 = MOINS D'1 AN COMPLÉTÉ 1 = 12e/CP1/1ère année 2 = 11e/CP2/2e année 3 = 10e/CE1/3e année 4 = 9e/CE2/4e année	5 = 8e/CM1/5e année 6 = 7e/CM2/6e année 8 = NSP	0 = MOINS D'1 AN COMPLÉTÉ 1 = 6e 2 = 5e 3 = 4e 4 = 3e	5 = 2e 6 = Rétho 7 = Philo 8 = NSP
NIVEAU	0 = PRÉ-SCOLAIRE	1 = PRIMAIRE	2 = SECONDAIRE	3 = SUPÉRIEUR																						
CLASSE	1' POUR TOUTES LES ANNEES SI RÉPONSE = PRIMAIRE, ENFANTINE 1, 2 OU 13e. ENREGISTRER NIVEAU=0, CLASSE=1	0 = MOINS D'1 AN COMPLÉTÉ 1 = 12e/CP1/1ère année 2 = 11e/CP2/2e année 3 = 10e/CE1/3e année 4 = 9e/CE2/4e année	5 = 8e/CM1/5e année 6 = 7e/CM2/6e année 8 = NSP	0 = MOINS D'1 AN COMPLÉTÉ 1 = 6e 2 = 5e 3 = 4e 4 = 3e	5 = 2e 6 = Rétho 7 = Philo 8 = NSP																					
09			M F	IN YEARS	Y N	Y N		Y N DK		Y N DK		Y N	LEVEL GRADE	Y N	LEVEL GRADE											
10			1 2		1 2	1 2		1 2 8		1 2 8		1 2		1 2												
11			1 2		1 2	1 2		1 2 8		1 2 8		1 2		1 2												
12			1 2		1 2	1 2		1 2 8		1 2 8		1 2		1 2												
13			1 2		1 2	1 2		1 2 8		1 2 8		1 2		1 2												
14			1 2		1 2	1 2		1 2 8		1 2 8		1 2		1 2												
15			1 2		1 2	1 2		1 2 8		1 2 8		1 2		1 2												

LINE NO.	USUAL RESIDENTS	RELATIONSHIP TO HEAD OF HOUSEHOLD	SEX	AGE	ELIGIBILITY		IF AGE 15 OR OLDER	IF AGE 0-17 YEARS				IF AGE 5 YEARS OR OLDER		IF AGE 5-24 YEARS												
					MODULE C, H1	MODULE H2-H5		MARITAL STATUS	SURVIVORSHIP AND RESIDENCE OF BIOLOGICAL PARENTS				EVER ATTENDED SCHOOL		CURRENT/RECENT SCHOOL ATTENDANCE											
									6	10	12	13	14	15	16	17	18	19	20							
1	2	3	4	5	6	10	12	13	14	15	16	17	18	19	20											
	Please tell me the name and sex of each person who lives here, starting with the head of the household. For our purposes today, members of a household are adults or children that live together and eat from the "same pot". It should include anyone who has lived in your house for 6 of the last 12 months, but it does not include anyone who lives here but eats separately. AFTER LISTING NAMES, RELATIONSHIP, AND SEX FOR EACH PERSON, ASK QUESTIONS 2A-2C TO BE SURE THAT THE LISTING IS COMPLETE. THEN ASK APPROPRIATE QUESTIONS IN COLUMNS 5-20 FOR EACH PERSON.	What is the relationship of (NAME) to the head of the household? SEE CODES BELOW.	Is (NAME) male or female?	How old is (NAME)? IF 95 OR MORE, RECORD '95'. '98'=DON'T KNOW. USE ONLY FOR PERSONS WHO ARE ≥ 50. USE '00' IF CHILD IS LESS THAN 1 YEAR	Was [NAME] in charge of the food preparation during the past 7 days?	IS THIS PERSON THE HEAD OF THE HH; OR A RESPONSIBLE ADULT IF HEAD OF HH IS ABSENT?	What is (NAME)'s current marital status? 1 = MARRIED OR LIVING TOGETHER 2 = DIVORCED/ SEPARATED 3 = WIDOWED 4 = NEVER-MARRIED AND NEVER LIVED TOGETHER	Is (NAME)'s natural mother alive?	Does (NAME)'s natural mother usually live in this household? IF YES: What is his name? RECORD MOTHER'S LINE NUMBER. IF NO, RECORD '00'.	Is (NAME)'s natural father alive?	Does (NAME)'s natural father usually live in this household? IF YES: What is his name? RECORD FATHER'S LINE NUMBER. IF NO, RECORD '00'.	Has (NAME) ever attended school?	What is the highest level of school (NAME) has attended? SEE CODES BELOW. What is the highest grade (NAME) completed at that level? SEE CODES BELOW.	Did (NAME) attend school at any time during the 2014 school year? SEE CODES BELOW.	During this school year 2014-2015, what level and grade [is/was] (NAME) attending?											
CODES FOR Q. 3: RELATIONSHIP TO HEAD OF HOUSEHOLD					CODES FOR Qs. 18 AND 20: EDUCATION																					
01 = HEAD OF HOUSEHOLD 02 = WIFE OR HUSBAND 03 = SON OR DAUGHTER 04 = SON-IN-LAW OR DAUGHTER-IN-LAW 05 = GRANDCHILD 06 = PARENT 07 = PARENT-IN-LAW 08 = BROTHER OR SISTER 09 = OTHER RELATIVE 10 = ADOPTED/FOSTER/STEPCHILD 11 = NOT RELATED 98 = DON'T KNOW					<table border="1"> <thead> <tr> <th>NIVEAU</th> <th>0=PRÉ-SCOLAIRE</th> <th>1=PRIMAIRE</th> <th>2=SECONDAIRE</th> <th>3=SUPÉRIEUR</th> </tr> </thead> <tbody> <tr> <td>CLASSE</td> <td>1' POUR TOUTES LES ANNEES SI RÉPONSE = PRIMAIRE, ENFANTINE 1, 2 OU 13è, ENREGISTRER NIVEAU=0, CLASSE=1</td> <td>0 =MOINS D'1 AN COMPLÉTÉ 1= 12è/CP1/1ère année 2= 11è/CP2/2è année 3= 10è/CE1/3è année 4= 9è/CE2/4è année</td> <td>5= 8è/CM1/5è année 6= 7è/CM2/6è année 8=NSP</td> <td>0=MOINS D'1 AN COMPLETE 1 = 6è 5 = 2è 2 = 5è 6 = Rétho 3 = 4è 7 = Philo 4 = 3è 8 = NSP</td> <td>0 =MOINS D'1 AN COMPLÉTÉ 1 = 1ère année 8 = NSP 2 = 2è année 3 = 3è année 4 = 4è année ou plus</td> </tr> </tbody> </table>											NIVEAU	0=PRÉ-SCOLAIRE	1=PRIMAIRE	2=SECONDAIRE	3=SUPÉRIEUR	CLASSE	1' POUR TOUTES LES ANNEES SI RÉPONSE = PRIMAIRE, ENFANTINE 1, 2 OU 13è, ENREGISTRER NIVEAU=0, CLASSE=1	0 =MOINS D'1 AN COMPLÉTÉ 1= 12è/CP1/1ère année 2= 11è/CP2/2è année 3= 10è/CE1/3è année 4= 9è/CE2/4è année	5= 8è/CM1/5è année 6= 7è/CM2/6è année 8=NSP	0=MOINS D'1 AN COMPLETE 1 = 6è 5 = 2è 2 = 5è 6 = Rétho 3 = 4è 7 = Philo 4 = 3è 8 = NSP	0 =MOINS D'1 AN COMPLÉTÉ 1 = 1ère année 8 = NSP 2 = 2è année 3 = 3è année 4 = 4è année ou plus
NIVEAU	0=PRÉ-SCOLAIRE	1=PRIMAIRE	2=SECONDAIRE	3=SUPÉRIEUR																						
CLASSE	1' POUR TOUTES LES ANNEES SI RÉPONSE = PRIMAIRE, ENFANTINE 1, 2 OU 13è, ENREGISTRER NIVEAU=0, CLASSE=1	0 =MOINS D'1 AN COMPLÉTÉ 1= 12è/CP1/1ère année 2= 11è/CP2/2è année 3= 10è/CE1/3è année 4= 9è/CE2/4è année	5= 8è/CM1/5è année 6= 7è/CM2/6è année 8=NSP	0=MOINS D'1 AN COMPLETE 1 = 6è 5 = 2è 2 = 5è 6 = Rétho 3 = 4è 7 = Philo 4 = 3è 8 = NSP	0 =MOINS D'1 AN COMPLÉTÉ 1 = 1ère année 8 = NSP 2 = 2è année 3 = 3è année 4 = 4è année ou plus																					
TICK HERE IF CONTINUATION SHEET USED <input type="checkbox"/>																										
2A) Just to make sure that I have a complete listing: are there any other persons such as small children or infants that we have not listed?					YES	→	ADD TO TABLE									END TIME:	HOUR	<input type="text"/>	<input type="text"/>							
2B) Are there any other people who may not be members of your family, such as domestic servants, lodgers, or friends who usually live here?					YES	→	ADD TO TABLE									MINUTE	<input type="text"/>	<input type="text"/>								
2C) Does anyone else live here even if they are not at home now? INCLUDE CHILDREN IN SCHOOL OR HOUSEHOLD MEMBERS AT WORK OR MIGRATED.					YES	→	ADD TO TABLE																			

Module C. Food Access			
NO.	QUESTIONS AND FILTERS	CODING CATEGORIES	
C00	INSERT TIME MODULE STARTED	HOUR <input type="text"/> <input type="text"/>	MINUTE <input type="text"/> <input type="text"/>
C01	HOUSEHOLD NUMBER AND COMMUNE CODE	HH <input type="text"/> <input type="text"/> <input type="text"/>	Commune <input type="text"/> <input type="text"/> <input type="text"/>
C02	LINE NUMBER FROM THE HOUSEHOLD ROSTER OF THE PERSON IN CHARGE OF FOOD PREPARATION IN THE PAST 7 DAYS (COLUMN 6) OR LINE NUMBER OF A RESPONSIBLE ADULT WHO WAS PRESENT AND ATE IN THE HOUSEHOLD DURING THE PAST 7 DAYS	LINE NUMBER <input type="text"/> <input type="text"/>	
FCS and HDDS QUESTIONS			
	<p>Now I would like to ask you about the types of foods that you or the majority of household members ate during the past 7 days. I will read each of the food items and then ask you a few questions about each item.</p> <p>READ EACH QUESTION INSERTING THE NAME OF THE FOOD ITEM LISTED IN QUESTIONS C03 TO C25 AND RECORD THE RESPONSE IN THE BOXES PROVIDED.</p>	<p>1. How many days did you eat during the past 7 days outside your home?</p> <p>1= 1 jours 2= 2 jours 3= 3 jours 4= 4 jours 5= 5 jours 6= 6 jours 7= 7 jours 9= Non consommé</p>	<p>2. What was the primary source from which was obtained?</p> <p>1= Achat 2= Production propre 3= Echangé contre biens/troc 4= Emprunté 5= Aide alimentaire 6= Recu en cadeau 7= Transfert en nature (haïti, étranger) 8= Pas d'autres source 9= Non consommé</p>
		<p>3. Did you or a member of your household eat inside your home yesterday?</p> <p>1= YES 2= NO</p>	
C03	Blé/farine de ble	C03.1 <input type="text"/>	C03.2 <input type="text"/> C03.3 <input type="text"/>
C04	Maïs en grain, moulu	C04.1 <input type="text"/>	C04.2 <input type="text"/> C04.3 <input type="text"/>
C05	Riz	C05.1 <input type="text"/>	C05.2 <input type="text"/> C05.3 <input type="text"/>
C06	Petit mil	C06.1 <input type="text"/>	C06.2 <input type="text"/> C06.3 <input type="text"/>
C07	Manioc/cassave	C07.1 <input type="text"/>	C07.2 <input type="text"/> C07.3 <input type="text"/>
C08	Pommes de terre, patates, igname	C08.1 <input type="text"/>	C08.2 <input type="text"/> C08.3 <input type="text"/>
C09	Banane	C09.1 <input type="text"/>	C09.2 <input type="text"/> C09.3 <input type="text"/>
C10	Arbre à pain/lam	C10.1 <input type="text"/>	C10.2 <input type="text"/> C10.3 <input type="text"/>
C11	Spaghetti/macaroni	C11.1 <input type="text"/>	C11.2 <input type="text"/> C11.3 <input type="text"/>
C12	Pain, Beignets, biscuits	C12.1 <input type="text"/>	C12.2 <input type="text"/> C12.3 <input type="text"/>
C13	Pois, haricots	C13.1 <input type="text"/>	C13.2 <input type="text"/> C13.3 <input type="text"/>
C14	Fruits, figue mure	C14.1 <input type="text"/>	C14.2 <input type="text"/> C14.3 <input type="text"/>
C15	Viande rouge, abats	C15.1 <input type="text"/>	C15.2 <input type="text"/> C15.3 <input type="text"/>

Module C. Food Access			
NO.	QUESTIONS AND FILTERS	CODING CATEGORIES	
C16	Poulet, volaille	C16.1 <input type="checkbox"/>	C16.2 <input type="checkbox"/> C16.3 <input type="checkbox"/>
C17	Œufs	C17.1 <input type="checkbox"/>	C17.2 <input type="checkbox"/> C17.3 <input type="checkbox"/>
C18	Poisson (hareng, morue, fruits de mer)	C18.1 <input type="checkbox"/>	C18.2 <input type="checkbox"/> C18.3 <input type="checkbox"/>
C19	Lait, fromage, yaourt	C19.1 <input type="checkbox"/>	C19.2 <input type="checkbox"/> C19.3 <input type="checkbox"/>
C20	Sucre, miel, confiture	C20.1 <input type="checkbox"/>	C20.2 <input type="checkbox"/> C20.3 <input type="checkbox"/>
C21	Huile, graisses, noix de coco	C21.1 <input type="checkbox"/>	C21.2 <input type="checkbox"/> C21.3 <input type="checkbox"/>
C22	Pistache, noix, mamba	C22.1 <input type="checkbox"/>	C22.2 <input type="checkbox"/> C22.3 <input type="checkbox"/>
C23	Chocolat, cacao	C23.1 <input type="checkbox"/>	C23.2 <input type="checkbox"/> C23.3 <input type="checkbox"/>
C24	CSB / Farine pomme de terre	C24.1 <input type="checkbox"/>	C24.2 <input type="checkbox"/> C24.3 <input type="checkbox"/>
C25	Légumes, Feuilles, Giraumont	C25.1 <input type="checkbox"/>	C25.2 <input type="checkbox"/> C25.3 <input type="checkbox"/>
C25a	Condiments, café, thé, jus, infusion, sel, poivre, maggi, gilofe,etc.		C25a.3 <input type="checkbox"/>
C26	Was yesterday an unusual or special day (Festival, Funeral, etc.) or were most household members absent?	YES 1 NO 2	
HHS QUESTIONS			
C27	In the past [4 WEEKS/30DAYS] was there ever no food to eat of any kind in your house because of lack of resources to get food?	YES 1 NO 2	→ C29
C28	How often did this happen in the past [4 WEEKS/30 DAYS]?	RARELY (1-2 TIMES) ... 1 SOMETIMES (3-10 TIMES) ... 2 OFTEN (MORE THAN 10) ... 3	
C29	In the past [4 WEEKS/30 DAYS] did you or any household member go to sleep at night hungry because there was not enough food?	YES 1 NO 2	→ C31
C30	How often did this happen in the past [4 WEEKS/30 DAYS]?	RARELY (1-2 TIMES) ... 1 SOMETIMES (3-10 TIMES) ... 2 OFTEN (MORE THAN 10) ... 3	
C31	In the past [4 WEEKS/30 DAYS] did you or any household member go a whole day and night without eating anything at all because there was not enough food?	YES 1 NO 2	→ C33
C32	How often did this happen in the past [4 WEEKS/DAYS]?	RARELY (1-2 TIMES) ... 1 SOMETIMES (3-10 TIMES) ... 2 OFTEN (MORE THAN 10) ... 3	
C33	Did you or any household member receive any of the following types of assistance during the past 6 months? READ EACH RESPONSE AND CIRCLE ALL THAT APPLY.	Cash for work 1 Cash for food 2 Cash voucher 3 Food voucher 4 Food aid 5 School feeding 6 Other specify 8 No assistance received 9	
C34	INSERT TIME MODULE ENDED	HOUR <input type="text"/> <input type="text"/> MINUTE <input type="text"/> <input type="text"/>	→ GO TO MODULE H1

MODULE H. POVERTY MEASUREMENT																		
HOUSEHOLD NUMBER FROM MODULE A			<table border="1" style="width: 100%; height: 20px;"> <tr><td style="width: 33%;"></td><td style="width: 33%;"></td><td style="width: 33%;"></td></tr> </table>						INSERT TIME MODULE STARTED									
COMMUNE CODE FROM MODULE A			<table border="1" style="width: 100%; height: 20px;"> <tr><td style="width: 33%;"></td><td style="width: 33%;"></td><td style="width: 33%;"></td></tr> </table>						HOUR		<table border="1" style="width: 100%; height: 20px;"> <tr><td style="width: 50%;"></td><td style="width: 50%;"></td></tr> </table>							
RESPONDENT LINE NUMBER FROM HOUSEHOLD ROSTER (COLUMN 6)			<table border="1" style="width: 100%; height: 20px;"> <tr><td style="width: 50%;"></td><td style="width: 50%;"></td></tr> </table>					MINUTES		<table border="1" style="width: 100%; height: 20px;"> <tr><td style="width: 50%;"></td><td style="width: 50%;"></td></tr> </table>								
MODULE H1. FOOD, BEVERAGES AND TOBACCO CONSUMPTION OVER PAST 7 DAYS																		
ITEM CODE	PRODUCT	YES = 1 NO = 2	FOOD CONSUMPTION OVER PAST 7 DAYS		FROM PURCHASES		TOTAL SPENT	FROM AGRICULTURAL PRODUCTION		FROM GIFTS AND OTHER SOURCES								
	Over the past 7 days, did you or others in your household consume any [ITEM]?	IF "NO" SKIP TO NEXT ITEM	How much [PRODUCT] in total did your household consume in the past 7 days?		How much [PRODUCT] consumed in the last 7 days came from purchases?		How much did you spend on the [PRODUCT] consumed in the past 7 days? IF THE FAMILY CONSUMED PART BUT NOT ALL OF SOMETHING THEY PURCHASED, ESTIMATE ONLY COST OF WHAT WAS CONSUMED.	How much [PRODUCT] came from your own production?		How much of this product came from gifts and other sources?								
H1.01		H1.02	H1.03A QUANTITY	H1.03B UNIT	H1.04A QUANTITY	H1.04B UNIT	H1.05 GOURDES	H1.06A QUANTITY	H1.06B UNIT	H1.07A QUANTITY	H1.07B UNIT							
101	Rice	1 2																
102	Corn	1 2																
103	Millet	1 2																
104	Flour	1 2																
105	Bread	1 2																
106	Pastries, biscuits	1 2						NOT APPLICABLE										
107	Pasta	1 2						NOT APPLICABLE										
108	Other cereals	1 2						NOT APPLICABLE										
109	Mutton/goat (kabrit)	1 2																
110	Chicken/duck/goose	1 2																
111	Pork	1 2																
112	Beef	1 2																
113	Salami	1 2																

MODULE H1. FOOD, BEVERAGES AND TOBACCO CONSUMPTION OVER PAST 7 DAYS											
ITEM CODE	PRODUCT	YES = 1 NO = 2	FOOD CONSUMPTION OVER PAST 7 DAYS		FROM PURCHASES		TOTAL SPENT	FROM AGRICULTURAL PRODUCTION		FROM GIFTS AND OTHER SOURCES	
	Over the past 7 days, did you or others in your household consume any [ITEM]?	IF "NO" SKIP TO NEXT	How much [PRODUCT] in total did your household consume in the past 7 days?		How much [PRODUCT] consumed in the last 7 days came from purchases?		How much did you spend on the [PRODUCT] consumed in the past 7 days?	How much [PRODUCT] came from your own production?		How much of this product came from gifts and other sources?	
	INCLUDE FOOD BOTH EATEN COMMUNALLY IN THE HOUSEHOLD AND SEPARATELY BY INDIVIDUAL HOUSEHOLD MEMBERS. DO NOT INCLUDE FOOD OR DRINKS EATEN IN RESTAURANTS.	ITEM					IF THE FAMILY CONSUMED PART BUT NOT ALL OF SOMETHING THEY PURCHASED, ESTIMATE ONLY COST OF WHAT WAS CONSUMED.				
H1.01		H1.02	H1.03A QUANTITY	H1.03B UNIT	H1.04A QUANTITY	H1.04B UNIT	H1.05 GOURDES	H1.06A QUANTITY	H1.06B UNIT	H1.07A QUANTITY	H1.07B UNIT
114	Ham	1 2									
115	Other meats	1 2									
116	Fish	1 2									
117	Conch/crab/shrimp	1 2									
118	Eggs	1 2									
119	Milk	1 2									
			UNIT CODES								
			Small pot 1	Bit 7	Lot of 13 13	Glosse 19	Case 25				
			Big pot 2	Box 8	Lot of 24 14	Gallon 20	Other (SPECIFY) 98				
			Sac 3	Lot 9	Head 15	Litre 21	Refused 99				
			Bag 4	Dozen 10	Regime 16	Gram 22					
			One unit 5	Lot of 2 11	Bocal 17	Kilogram 23					
			Pack 6	Lot of 3 12	Bottle 18	Pound 24					
120	Cheese	1 2									
121	Yoghurt	1 2									
122	Oil, butter and lard	1 2									
123	Mangoes	1 2									
124	Grapes	1 2									
125	Pineapples	1 2									
126	Bananas	1 2									
127	Orange	1 2									
128	Lemon	1 2									
129	Other fruits	1 2									
130	Tomatoes	1 2									
131	Carrots	1 2									
132	Eggplant	1 2									
133	Cabbage	1 2									
134	Christophine (Méliton)	1 2									
135	Garlic	1 2									

MODULE H1. FOOD, BEVERAGES AND TOBACCO CONSUMPTION OVER PAST 7 DAYS											
ITEM CODE	PRODUCT	YES = 1 NO = 2	FOOD CONSUMPTION OVER PAST 7 DAYS		FROM PURCHASES		TOTAL SPENT	FROM AGRICULTURAL PRODUCTION		FROM GIFTS AND OTHER SOURCES	
	Over the past 7 days, did you or others in your household consume any [ITEM]?	IF "NO" SKIP TO NEXT	How much [PRODUCT] in total did your household consume in the past 7 days?		How much [PRODUCT] consumed in the last 7 days came from purchases?		How much did you spend on the [PRODUCT] consumed in the past 7 days?	How much [PRODUCT] came from your own production?		How much of this product came from gifts and other sources?	
	INCLUDE FOOD BOTH EATEN COMMUNALLY IN THE HOUSEHOLD AND SEPARATELY BY INDIVIDUAL HOUSEHOLD MEMBERS. DO NOT INCLUDE FOOD OR DRINKS EATEN IN RESTAURANTS.	ITEM					IF THE FAMILY CONSUMED PART BUT NOT ALL OF SOMETHING THEY PURCHASED, ESTIMATE ONLY COST OF WHAT WAS CONSUMED.				
H1.01		H1.02	H1.03A QUANTITY	H1.03B UNIT	H1.04A QUANTITY	H1.04B UNIT	H1.05 GOURDES	H1.06A QUANTITY	H1.06B UNIT	H1.07A QUANTITY	H1.07B UNIT
136	Onions	1 2									
137	Shallots	1 2									
138	Other vegetables	1 2									
139	Plantain	1 2									
140	Potatoes	1 2									
141	Yam	1 2									
142	Manioc	1 2									
143	Sweet potato	1 2									
144	Other tubercules	1 2									
			UNIT CODES								
			Small pot 1	Bit 7	Lot of 13 13	Glosse 19	Case 25				
			Big pot 2	Box 8	Lot of 24 14	Gallon 20	Other (SPECIF) 98				
			Sac 3	Lot 9	Head 15	Litre 21	Refused 99				
			Bag 4	Dozen 10	Regime 16	Gram 22					
			One unit 5	Lot of 2 11	Bocal 17	Kilogram 23					
			Pack 6	Lot of 3 12	Bottle 18	Pound 24					
145	Beans	1 2									
146	Peanuts	1 2									
147	Sugar/honey	1 2									
148	Salt	1 2									
149	Peppers (piment)	1 2									
150	Pepper (poivre)	1 2									
151	Maggi	1 2									
152	Clove	1 2									
153	Soda (NOT AT RESTAURANTS)	1 2									
154	Alcoholic Drinks (NOT AT RESTAURANTS)	1 2									
155	Other drinks (coffee, tea, juice, etc.)	1 2									
156	Cigarettes	1 2									
157	Other Tobacco	1 2									

MODULE H1. FOOD, BEVERAGES AND TOBACCO CONSUMPTION OVER PAST 7 DAYS										
ITEM CODE	PRODUCT	YES = 1 NO = 2	FOOD CONSUMPTION OVER PAST 7 DAYS		FROM PURCHASES		TOTAL SPENT	FROM AGRICULTURAL PRODUCTION		FROM GIFTS AND OTHER SOURCES
	Over the past 7 days, did you or others in your household consume any [ITEM]?	IF "NO" SKIP TO NEXT ITEM	How much [PRODUCT] in total did your household consume in the past 7 days?		How much [PRODUCT] consumed in the last 7 days came from purchases?		How much did you spend on the [PRODUCT] consumed in the past 7 days? IF THE FAMILY CONSUMED PART BUT NOT ALL OF SOMETHING THEY PURCHASED, ESTIMATE ONLY COST OF WHAT WAS CONSUMED.	How much [PRODUCT] came from your own production?		How much of this product came from gifts and other sources?
H1.01		H1.02	H1.03A QUANTITY	H1.03B UNIT	H1.04A QUANTITY	H1.04B UNIT	H1.05 GOURDES	H1.06A QUANTITY	H1.06B UNIT	H1.07A QUANTITY H1.07B UNIT
EXPENDITURE AT RESTAURANTS										
158	Food	1 2	NOT APPLICABLE				NOT APPLICABLE			
159	Drinks	1 2	NOT APPLICABLE				NOT APPLICABLE			
OTHER FOOD NOT LISTED										
160	SPECIFY _____	1 2								
161	SPECIFY _____	1 2								
162	SPECIFY _____	1 2								
			UNIT CODES							
			Small pot 1	Bit 7	Lot of 13 13	Glosse 19	Case 25			
			Big pot 2	Box 8	Lot of 24 14	Gallon 20	Other (SPECIF) 98			
			Sac 3	Lot 9	Head 15	Litre 21	Refused 99			
			Bag 4	Dozen 10	Regime 16	Gram 22				
			One unit 5	Lot of 2 11	Bocal 17	Kilogram 23				
			Pack 6	Lot of 3 12	Bottle 18	Pound 24				

MODULE H2. NON-DURABLE GOODS AND FREQUENTLY PURCHASED SERVICES OVER PAST 30 DAYS			
ITEM NO.	QUESTIONS AND FILTERS (ONE MONTH REFERENCE)	CODING CATEGORIES	TOTAL COST IN GOURDES
	Over the past <u>30 DAYS</u> , did your household use or buy any [ITEM]:		How much did you pay (how much did they cost) in total?
	PRODUCTS/SERVICES		
201	Soap and cleaning products?	YES 1 NO 2 (NEXT ITEM)	TOTAL COST _____
202	Hygiene (toothpaste, deodorant, soap body cream, etc.)?	YES 1 NO 2 (NEXT ITEM)	TOTAL COST _____
203	Cosmetic products (make up, facial cream, etc.)?	YES 1 NO 2 (NEXT ITEM)	TOTAL COST _____
204	Charcoal?	YES 1 NO 2 (NEXT ITEM)	TOTAL COST _____
205	Wood?	YES 1 NO 2 NEXT ITEM)	TOTAL COST _____
206	Candles?	YES 1 NO 2 (NEXT ITEM)	TOTAL COST _____
207	Propane gas?	YES 1 NO 2 (NEXT ITEM)	TOTAL COST _____
208	Tobacco?	YES 1 NO 2 (NEXT ITEM)	TOTAL COST _____
209	Fuel, gazoline, diesel?	YES 1 NO 2 (NEXT ITEM)	TOTAL COST _____
210	Other vehicle related-expenses (repairs, lubricants,etc.)?	YES 1 NO 2 (NEXT ITEM)	TOTAL COST _____
211	Transport (local)?	YES 1 NO 2 (NEXT ITEM)	TOTAL COST _____
212	Transport (long distance)?	YES 1 NO 2 (NEXT ITEM)	TOTAL COST _____
213	Domestic work (Maid, guardian, driver)?	YES 1 NO 2 (NEXT ITEM)	TOTAL COST _____

MODULE H2. NON-DURABLE GOODS AND FREQUENTLY PURCHASED SERVICES OVER PAST 30 DAYS			
ITEM NO.	QUESTIONS AND FILTERS (ONE MONTH REFERENCE)	CODING CATEGORIES	TOTAL COST IN GOURDES
	Over the past <u>30 DAYS</u> , did your household use or buy any [ITEM]:		How much did you pay (how much did they cost) in total?
214	Entertainment, sports, reading?	YES 1 NO 2 (NEXT ITEM)	TOTAL COST _____
215	Other non-durable goods or services like hairdressing? What?	YES 1 NO 2 (NEXT ITEM)	TOTAL COST _____
216	Other non-durable goods or services? What?	YES 1 NO 2 (NEXT ITEM)	TOTAL COST _____
217	Other non-durable goods or services? What?	YES 1 NO 2 (NEXT ITEM)	TOTAL COST _____
	UTILITIES		
218	Water: water expenses in own home/yard/plot	YES 1 NO 2 NEXT ITEM)	TOTAL COST _____
219	Public fountain/water reservoir/water purchase	YES 1 NO 2 (NEXT ITEM)	TOTAL COST _____
220	Treated water/industrial water bags	YES 1 NO 2 (NEXT ITEM)	TOTAL COST _____
221	Telephone: landline	YES 1 NO 2 (NEXT ITEM)	TOTAL COST _____
222	Cellular telephone	YES 1 NO 2 (NEXT ITEM)	TOTAL COST _____
223	Electricity	YES 1 NO 2 (NEXT ITEM)	TOTAL COST _____
224	Internet (modem, cybercafe)	YES 1 NO 2	TOTAL COST

MODULE H3. NON-FOOD EXPENDITURES OVER PAST 12 MONTHS			
ITEM NO.	QUESTIONS AND FILTERS (ONE YEAR REFERENCE)	CODING CATEGORIES	TOTAL COST IN GOURDES
	Over the past <u>12 months</u> , did your household use or buy any item I am going to name for you:		How much did you pay (how much did they cost) in total?
	CLOTHING AND HOUSEHOLD		
301	Women's clothing	YES 1 NO 2 (NEXT ITEM)	TOTAL COST _____
302	Men's clothing	YES 1 NO 2 (NEXT ITEM)	TOTAL COST _____
303	Children's clothing	YES 1 NO 2 (NEXT ITEM)	TOTAL COST _____
304	Women's footwear	YES 1 NO 2 (NEXT ITEM)	TOTAL COST _____
305	Men's footwear	YES 1 NO 2 (NEXT ITEM)	TOTAL COST _____
306	Children's footwear	YES 1 NO 2 (NEXT ITEM)	TOTAL COST _____
307	Cloth	YES 1 NO 2 (NEXT ITEM)	TOTAL COST _____
308	Dressmaker	YES 1 NO 2 (NEXT ITEM)	TOTAL COST _____
309	Small household items	YES 1 NO 2 (NEXT ITEM)	TOTAL COST _____

MODULE H3. NON-FOOD EXPENDITURES OVER PAST 12 MONTHS			
ITEM NO.	QUESTIONS AND FILTERS (ONE YEAR REFERENCE)	CODING CATEGORIES	TOTAL COST IN GOURDES
	Over the past 12 months, did your household use or buy any item I am going to name for you:		How much did you pay (how much did they cost) in total?
	HEALTH AND MEDICAL CARE		
310	Consultations	YES 1 NO 2 (NEXT ITEM)	TOTAL COST _____
311	Drugs and traditional medications	YES 1 NO 2 (NEXT ITEM)	TOTAL COST _____
312	Hospitalization	YES 1 NO 2 (NEXT ITEM)	TOTAL COST _____
313	Examinations and medical care	YES 1 NO 2 (NEXT ITEM)	TOTAL COST _____
314	Glasses and prosthesis	YES 1 NO 2 (NEXT ITEM)	TOTAL COST _____
315	Treatment materials	YES 1 NO 2 (NEXT ITEM)	TOTAL COST _____
	EDUCATION EXPENDITURES		
316	School fees (inscription fees)	YES 1 NO 2 (NEXT ITEM)	TOTAL COST _____
317	Books and other school supplies	YES 1 NO 2 (NEXT ITEM)	TOTAL COST _____
318	School transport fees	YES 1 NO 2 (NEXT ITEM)	TOTAL COST _____
319	School uniforms, shoes and other school clothing	YES 1 NO 2 (NEXT ITEM)	TOTAL COST _____
320	Other educational expenses (like tutorial, english course)	YES 1 NO 2 (NEXT ITEM)	TOTAL COST _____

MODULE H3. NON-FOOD EXPENDITURES OVER PAST 12 MONTHS			
ITEM NO.	QUESTIONS AND FILTERS (ONE YEAR REFERENCE)	CODING CATEGORIES	TOTAL COST IN GOURDES
	Over the past <u>12 months</u> , did your household use or buy any item I am going to name for you:		How much did you pay (how much did they cost) in total?
	EXCEPTIONAL EXPENDITURES		
321	Construction/Home improvement expenses	YES 1 NO 2 (NEXT ITEM)	TOTAL COST _____
322	Ceremonies like baptism, marriage, funerals, etc.	YES 1 NO 2 (NEXT ITEM)	TOTAL COST _____
323	Parties	YES 1 NO 2 (NEXT ITEM)	TOTAL COST _____
324	Taxes, fines, tax contraventions	YES 1 NO 2 (NEXT ITEM)	TOTAL COST _____
325	Ornaments, including purchases and modifications of jewelry, necklaces, chains, bracelets, etc.	YES 1 NO 2 (NEXT ITEM)	TOTAL COST _____
326	Durable furniture and equipments (living room, cupboards, library, fridge, kitchen, video, television)	YES 1 NO 2 (NEXT ITEM)	TOTAL COST _____
327	Vehicle purchase (car, motorcycle, bicycle, etc.)	YES 1 NO 2 (NEXT ITEM)	TOTAL COST _____
328	Other expenditures, what? LIST EXPENDITURE _____	YES 1 NO 2	TOTAL COST _____
329	Other expenditures, what? LIST EXPENDITURE _____	YES 1 NO 2	TOTAL COST _____
330	Other expenditures, what? LIST EXPENDITURE _____	YES 1 NO 2	TOTAL COST _____

MODULE H4. HOUSING EXPENDITURES			
NO.	QUESTIONS AND FILTERS	CODING CATEGORIES	SKIP
401	Do you own or are you purchasing this house, is it provided to you by an employer, do you use it for free, or do you rent this house?	OWN 01 BEING PURCHASED 02 EMPLOYER PROVIDES 03 → 404 FREE, AUTHORIZED 04 → 404 FREE, NOT AUTHORIZED 05 → 404 RENTED 06 → 405 OTHER _____ 96 → 404 (SPECIFY) DON'T KNOW/NO RESPONSE/ NOT APPLICABLE 98 → H5	
402	If you <u>sold this house today</u> , how much would you receive for it?	GOURDES _____ DON'T KNOW/NO RESPONSE/ NOT APPLICABLE 98	
403	How many years ago was this house built? How old is it?	YEARS <input type="text"/> <input type="text"/> DON'T KNOW 98	
404	If you <u>rented this house today</u> , how much rent would you receive?	GOURDES _____ DAY 1 → H5 WEEK 2 → H5 MONTH 3 → H5 YEAR 4 → H5 DON'T KNOW/NO RESPONSE/ NOT APPLICABLE 8 → H5	
405	How much do you pay to rent this dwelling?	GOURDES _____ DAY 1 WEEK 2 MONTH 3 YEAR 4 DON'T KNOW/NO RESPONSE/ NOT APPLICABLE 8	

MODULE H5. VALUE OF ASSETS						
ITEM CODE	PRODUCT	YES = 1 NO = 2	NUMBER OF UNITS OF EACH ITEM	AGE OF ITEMS	PRICE NEW	PRICE IF SOLD
	Does your household own a [ITEM]? CIRCLE 1 (YES) OR 2 (NO) IN THE FOLLOWING COLUMN. IF THE ANSWER IS "NO" ASK THE QUESTIONS FOR THE FOLLOWING		How many [ITEMS] do you own?	What is the age of these [ITEM]s? IF MORE THAN ONE ITEM, AVERAGE AGE	How much were these [ITEM]s worth when you acquired them? IF MORE THAN ONE ITEM, AVERAGE VALUE	If you wanted to sell these [ITEM]s today, how much would you receive? IF MORE THAN ONE ITEM, AVERAGE VALUE
H5.1	H5.2		H5.3	H5.4	H5.5	H5.6
	ITEM	Yes No	NUMBER OF ITEMS	NUMBER OF YEARS	GOURDES	GOURDES
01	Oven (electric/gas)?	1 2				
02	Stove (Coal/wood)	1 2				
03	Boiler	1 2				
04	Television	1 2				
05	Radio	1 2				
06	Stereo system	1 2				
07	Cellular telephone	1 2				
08	Telephone: landline	1 2				
09	Refrigerator/Freezer	1 2				
10	Generator	1 2				
11	Inverter/Accumulator	1 2				
12	Computer	1 2				
13	Internet access	1 2				

MODULE H5. VALUE OF ASSETS						
ITEM CODE	PRODUCT	YES = 1 NO = 2	NUMBER OF UNITS OF EACH ITEM	AGE OF ITEMS	PRICE NEW	PRICE IF SOLD
	Does your household own a [ITEM]?		How many [ITEMS] do you own?	What is the age of these [ITEM]s?	How much were these [ITEM]s worth when you acquired them?	If you wanted to sell these [ITEM]s today, how much would you receive?
	CIRCLE 1 (YES) OR 2 (NO) IN THE FOLLOWING COLUMN. IF THE ANSWER IS "NO" ASK THE QUESTIONS FOR THE FOLLOWING					
				IF MORE THAN ONE ITEM, AVERAGE AGE	IF MORE THAN ONE ITEM, AVERAGE VALUE	IF MORE THAN ONE ITEM, AVERAGE VALUE
H5.1	H5.2		H5.3	H5.4	H5.5	H5.6
	ITEM	Yes No	NUMBER OF ITEMS	NUMBER OF YEARS	GOURDES	GOURDES
14	Fan	1 2				
15	Bicycle	1 2				
16	Motorcycle	1 2				
17	Car, truck	1 2				
18	Sewing machine	1 2				
19	Agricultural equipment	1 2				
20	Furniture/bed/sofa/table	1 2				
21	Other, what? _____	1 2				
22	Other, what? _____	1 2				
23	Other, what? _____	1 2				
H5.7	INSERT TIME MODULE ENDED		HOUR	<input type="text"/>	MINUTE	<input type="text"/>

INTERVIEWER'S OBSERVATIONS

COMMENTS ABOUT RESPONDENT:

COMMENTS ON SPECIFIC QUESTIONS:

ANY OTHER COMMENTS:

SUPERVISOR'S OBSERVATIONS

NAME OF SUPERVISOR: _____ DATE: _____

EDITOR'S OBSERVATIONS

NAME OF EDITOR: _____ DATE: _____

Round 1 Creole Questionnaire

IFOS/TULANE

Enquête de base des Programmes USAID FFP(SO2)

Modil A. Idantifikasyon ak konsantman eklere																												
IDANTIFIKASYON (1)																												
<p>A01 NIMEWO MENAJ LA (NM)</p> <p>A02 NOM LOKALITE</p> <p>A03 KÒD KOMIN NAN (GADE LIS LA)</p> <p>A04 DEPATMAN (SÈKLE YOUN)</p> <table style="width: 100%; border-collapse: collapse;"> <tr> <td style="border: 1px solid black; padding: 2px;">ARTIBONITE</td> <td style="border: 1px solid black; padding: 2px; text-align: center;">1</td> <td style="border: 1px solid black; padding: 2px;">CENTRE</td> <td style="border: 1px solid black; padding: 2px; text-align: center;">2</td> <td style="border: 1px solid black; padding: 2px;">NORD-OUEST</td> <td style="border: 1px solid black; padding: 2px; text-align: center;">3</td> </tr> <tr> <td style="border: 1px solid black; padding: 2px;">OUEST</td> <td style="border: 1px solid black; padding: 2px; text-align: center;">4</td> <td style="border: 1px solid black; padding: 2px;">SUD-EST</td> <td style="border: 1px solid black; padding: 2px; text-align: center;">5</td> <td style="border: 1px solid black; padding: 2px;">NORD-EST</td> <td style="border: 1px solid black; padding: 2px; text-align: center;">6</td> </tr> </table>	ARTIBONITE	1	CENTRE	2	NORD-OUEST	3	OUEST	4	SUD-EST	5	NORD-EST	6				<table style="width: 100%; border-collapse: collapse;"> <tr> <td style="border: 1px solid black; width: 25px; height: 20px;"></td> <td style="border: 1px solid black; width: 25px; height: 20px;"></td> <td style="border: 1px solid black; width: 25px; height: 20px;"></td> <td style="border: 1px solid black; width: 25px; height: 20px;"></td> </tr> <tr> <td colspan="4" style="text-align: center; font-size: 8px; color: red;">(de la feuille d'échantillon)</td> </tr> <tr> <td style="border: 1px solid black; width: 25px; height: 20px;"></td> <td style="border: 1px solid black; width: 25px; height: 20px;"></td> <td style="border: 1px solid black; width: 25px; height: 20px;"></td> <td style="border: 1px solid black; width: 25px; height: 20px;"></td> </tr> </table>					(de la feuille d'échantillon)							
ARTIBONITE	1	CENTRE	2	NORD-OUEST	3																							
OUEST	4	SUD-EST	5	NORD-EST	6																							
(de la feuille d'échantillon)																												
VIZIT ANKETÈ YO																												
	PREMYE VIZIT	DEZYÈM VIZIT	TWAZYÈM VIZIT	DÈNYE VIZIT																								
<p>A05 DAT (J/MWA/ANE)</p> <p>A06 ANKETÈ</p> <p>A07 JOU VIZIT LA</p> <p>A08 REZILTA (SÈVI AK KÒD YO)</p>	<p>_____</p> <p>_____</p> <p>_____</p> <p>_____</p>	<p>_____</p> <p>_____</p> <p>_____</p> <p>_____</p>	<p>_____</p> <p>_____</p> <p>_____</p> <p>_____</p>	<p>A09 JOU</p> <table style="width: 100%; border-collapse: collapse;"> <tr> <td style="border: 1px solid black; width: 20px; height: 20px;"></td> <td style="border: 1px solid black; width: 20px; height: 20px;"></td> </tr> <tr> <td style="border: 1px solid black; width: 20px; height: 20px;"></td> <td style="border: 1px solid black; width: 20px; height: 20px;"></td> </tr> </table> <p>A10 MWA</p> <table style="width: 100%; border-collapse: collapse;"> <tr> <td style="border: 1px solid black; width: 20px; height: 20px;"></td> <td style="border: 1px solid black; width: 20px; height: 20px;"></td> </tr> </table> <p>A11 ANE</p> <table style="width: 100%; border-collapse: collapse;"> <tr> <td style="border: 1px solid black; width: 20px; height: 20px;"></td> <td style="border: 1px solid black; width: 20px; height: 20px;"></td> <td style="border: 1px solid black; width: 20px; height: 20px;"></td> <td style="border: 1px solid black; width: 20px; height: 20px;"></td> </tr> </table> <p>A12 NIMEWO ANKETÈ A</p> <table style="width: 100%; border-collapse: collapse;"> <tr> <td style="border: 1px solid black; width: 20px; height: 20px;"></td> <td style="border: 1px solid black; width: 20px; height: 20px;"></td> </tr> </table>																								
<p>PWOCHEN VIZIT: DAT</p> <p style="text-align: right;">LÈ</p>	<p>_____</p> <p>_____</p>	<p>_____</p> <p>_____</p>	<p>_____</p> <p>_____</p>	<p>A13 KANTITE VIZIT ANTOU</p> <table style="width: 100%; border-collapse: collapse;"> <tr> <td style="border: 1px solid black; width: 20px; height: 20px;"></td> </tr> </table>																								
<p>A14 REZILTA FINAL PALE A</p> <table style="width: 100%; border-collapse: collapse;"> <tr> <td style="width: 50%; vertical-align: top;"> <p>1 KONPLETE</p> <p>2 PAT GEN MOUN NAN KAY LA OSINON PAT GEN MOUN NAN KAY LA KI TE KAPAB REPONN LÈ VIZIT LA</p> <p>3 PALE A VOYE POU YON LÒT LÈ</p> <p>9 LÒT _____</p> </td> <td style="width: 50%; vertical-align: top;"> <p>4 TOUT KESYONE A PA FIN RAMPLI</p> <p>5 PAT GEN OKENN MOUN NAN KAY LA POU YON BON TI TAN</p> <p>6 INKAPASITE</p> <p>7 REFIZE</p> <p>8 REPLACE</p> </td> </tr> </table> <p style="text-align: center; font-size: 8px;">(DI KI SA)</p>				<p>1 KONPLETE</p> <p>2 PAT GEN MOUN NAN KAY LA OSINON PAT GEN MOUN NAN KAY LA KI TE KAPAB REPONN LÈ VIZIT LA</p> <p>3 PALE A VOYE POU YON LÒT LÈ</p> <p>9 LÒT _____</p>	<p>4 TOUT KESYONE A PA FIN RAMPLI</p> <p>5 PAT GEN OKENN MOUN NAN KAY LA POU YON BON TI TAN</p> <p>6 INKAPASITE</p> <p>7 REFIZE</p> <p>8 REPLACE</p>	<p>A19</p> <p>NO. LIY REPOUNDAN AN NAN LIS MENAJ LA</p> <table style="width: 100%; border-collapse: collapse;"> <tr> <td style="border: 1px solid black; width: 20px; height: 20px;"></td> <td style="border: 1px solid black; width: 20px; height: 20px;"></td> </tr> </table>																						
<p>1 KONPLETE</p> <p>2 PAT GEN MOUN NAN KAY LA OSINON PAT GEN MOUN NAN KAY LA KI TE KAPAB REPONN LÈ VIZIT LA</p> <p>3 PALE A VOYE POU YON LÒT LÈ</p> <p>9 LÒT _____</p>	<p>4 TOUT KESYONE A PA FIN RAMPLI</p> <p>5 PAT GEN OKENN MOUN NAN KAY LA POU YON BON TI TAN</p> <p>6 INKAPASITE</p> <p>7 REFIZE</p> <p>8 REPLACE</p>																											
<p>A20 SIPÈVIZÈ</p> <p>NON _____</p> <p>KÒD</p> <table style="width: 100%; border-collapse: collapse;"> <tr> <td style="border: 1px solid black; width: 20px; height: 20px;"></td> <td style="border: 1px solid black; width: 20px; height: 20px;"></td> </tr> </table>			<p>A22 EDITÈ BIWO A</p> <p>NON _____</p> <p>KÒD</p> <table style="width: 100%; border-collapse: collapse;"> <tr> <td style="border: 1px solid black; width: 20px; height: 20px;"></td> <td style="border: 1px solid black; width: 20px; height: 20px;"></td> </tr> </table>			<p>A23 SEZI DONE YO</p> <p>OPERATÈ _____</p> <table style="width: 100%; border-collapse: collapse;"> <tr> <td style="border: 1px solid black; width: 20px; height: 20px;"></td> <td style="border: 1px solid black; width: 20px; height: 20px;"></td> </tr> </table> <p>JOU</p> <table style="width: 100%; border-collapse: collapse;"> <tr> <td style="border: 1px solid black; width: 20px; height: 20px;"></td> <td style="border: 1px solid black; width: 20px; height: 20px;"></td> <td style="border: 1px solid black; width: 20px; height: 20px;"></td> <td style="border: 1px solid black; width: 20px; height: 20px;"></td> </tr> </table> <p>MWA</p> <table style="width: 100%; border-collapse: collapse;"> <tr> <td style="border: 1px solid black; width: 20px; height: 20px;"></td> <td style="border: 1px solid black; width: 20px; height: 20px;"></td> </tr> </table> <p>ANE</p> <table style="width: 100%; border-collapse: collapse;"> <tr> <td style="border: 1px solid black; width: 20px; height: 20px;"></td> <td style="border: 1px solid black; width: 20px; height: 20px;"></td> <td style="border: 1px solid black; width: 20px; height: 20px;"></td> <td style="border: 1px solid black; width: 20px; height: 20px;"></td> </tr> </table>																						

KONSANTMAN EKLERE

PALE A KÒMANSE
 :
 Lè Minit

KONSANTMAN EKLERE: LI NESESÈ POU NOU BAY MENAJ LA EKSPLIKASYON POU KISA NAP FÈ ANKÈT LA EPI POU NOU JWENN KONSANTMAN TOUT MOUN KI KAPAB PATISIPE. MANDE POU PALE AK YON GRANMOUN KI RESPONSAB NAN MENAJ LA.

Bonjou. Non mwen se _____. Mwen ap travay ak IFOS ak Inivèsite Tulane. Nou ap fè yon anket yo aprann sou sekirite manje ak byennèt nan kay ki nan zòn sa a. Yo chwazi fanmi ou pou patisipe nan sondaj la. Sondaj la gen ladan kesyon sou kay la jeneralman, ak kesyon sou moun ki nan kay ou, si sa aplikab. Sondaj la pral pran apeprè inèdtan konplè. Patipasyon ou se konplètman volontè, men nou espere ou pral dakò reponn kesyon yo depi opinyon ou ak eksperyans ou enpòtan. Si mwen mande ou yon kesyon ou pa vle reponn, jis kite m 'konnen ak mwen pral ale nan pwochen kesyon an. Ou kapab tou mete entèvyou a nan nenpòt ki lè. Si ou deside pa patisipe nan sondaj sa a oswa si ou deside sispann reponn kesyon nan nenpòt ki lè, ou pa pral pran okenn sanksyon kont nan okenn fason. Vi prive ou enpòtan pou nou. Pa gen okenn pati nan entèvyou sa a ke yo te anrejistre oswa videyo Enfòmasyon ou bay nan sondaj sa a pa ka itilize pou idantifye ou, kidonk enfòmasyon ou bay yo konfidansyèl. Moun ki analize done yo pa yo pral kapab idantifye ki enfòmasyon ki soti. Èske ou gen nenpòt kesyon sou sondaj la oswa sa mwen te di? Nou ka reponn nenpòt kesyon kounye a oswa apre entèvyou a. Si nan fiti ou gen nenpòt kesyon konsènan sondaj la oswa entèvyou a, oswa enkyetid oswa plent, nou akeyi ou kontakte IFOS lè w rele [xxxxxxx].

POZE TOUT MOUN KI GEN POU REPONN YO KESYON SA YO. SI SA NESESÈ, TCHEKE EPI SIYEN KONSANTMAN AN KOTE KI EKRI PI BA A.

1. Pami granmoun ki nan kay la (15 ane osinon plis) ki moun ki pran desizyon nan kay la? [NON], èske w dakò patisipe nan ankèt la?
 NON: _____ MOUN NAN DAKÒ _____ MOUN NAN PA DAKÒ _____

LÒT MOUN NAN KAY KI ELIJIB

MOUN NAN DAKÒ _____ MOUN NAN PA DAKÒ _____

4. NON _____ Èske w dakò patisipe nan ankèt la?

Siyati m fè konnen mwen li pawòl sou konsantman eklere a pou moun nan (yo) epi mwen reponn tout kesyon yo mande sou ankèt la. Moun nan aksepte pale a.

NON AK KÒD ANKETÈ A _____

SIYATI Ak DAT _____ J O U . M W A . A N E

NON AK KÒD ANKETÈ A _____

SIYATI Ak DAT _____ J O U . M W A . A N E

COMMUNE CODES

Artibonite Department:

- 511 Gonaives
- 522 Terre Neuve
- 523 Anse Rouge

Centre Department:

- 611 Hinche
- 613 Thomonde
- 614 Cerca Carvajal
- 623 Boucan Carre
- 641 Cerca La Source
- 642 Thomassique
- 612 Maissade
- 622 Saut d'Eau

Nord-Ouest Department:

- 911 Port de Paix
- 913 Bassin Bleu
- 931 Mole Saint Nicholas
- 932 Baie de Henne
- 933 Bombardopolis
- 934 Jean Rabel

Ouest Department:

- 151 Anse-à-Galets
- 152 Pointe-à-Raquette

Sud-Est Department:

- 214 La Vallée de Jacmel
- 222 Côtes de Fer
- 231 Belle Anse
- 232 Grand Gosier
- 233 Thiotte
- 234 Anse-à-Pitres

Nord-Est Department:

- 431 Trou du Nord
- 433 Terrier Rouge

MODIL B. LIS MENAJ															
LÈ <input type="text"/> <input type="text"/> MINIT <input type="text"/> <input type="text"/>															
NO. LIY	MOUN KAP VIV NAN KAY LA	RELASYON AK CHEF MENAJ LA	SÈKS	LAJ	ELJIB		SI LI GEN 15 ANE OSINON PLIS	SI LI GEN 0-17 ANE				SI LI GEN 5 ANE OSINON PLIS		SI LI GEN 5-24 LANE	
					MODIL C, H1	MODIL H2-H5	KONDISYON MATRIMONYAL	EKZISTANS AK KOTE MANMAN AK PAPA TIMOUN YO RETE				TE ALE LEKÒL		ALE LEKÒL KOUNYE A/ PA GEN LONTAN	
1	2	3	4	5	6	10	12	13	14	15	16	17	18	19	20
	Silvoulè, di m non ak sèks chak moun kap viv nan kay la, kòmanse pa chéf menaj la. Pou rezon pa nou jodi a, moun kap viv nan menaj la se granmoun ak timoun kap viv ansanm epi kap manje nan "menm chodyè". Nou dwe mete nenpòt moun ki te viv nan kay la pandan 6 mwa nan 12 mwa ki sòl pase yo, men nou pap mete moun kap viv nan kay la, men ki manje apa. LÈ NOU FIN FÈ LIS NON MOUN YO, KI SA CHAK MOUN YE POU CHEF MENAJ LA, EPI SÈKS CHAK MOUN, POZE KESYON 2A-2C POU NOU ASIRE NOU LIS LA KONPLÈ. APRE SA, POZE KESYON NOU DWE POZE CHAK MOUN NAN KOLÒN 5-20.	Kisa (NON) ye pou chéf menaj la? GADE KÒD YO KI PI BA A.	Èske (NON) se yon fi osinon yon gason?	Ki laj (NON)? SI 95 OSINON PLIS, ANREJISTRE '95'. '98'=PA KONNEN. SEVI AK KÒD SA A SÈLMAN POU MOUN KI GEN ≥ 50. SEVI AK KÒD '00' SI TIMOUN NAN GEN MWENS PASE YON ANE	ÈSKE [NON] te responsab fè manje pandan 7 jou ki sòl pase yo?	ÈSKE MOUN SA A SE CHEF MENAJ LA; OSINON LI SE YON GRANMOUN KI RESPONSA B SI CHEF MENAJ LA PA LA? 1 = MARYE OSION AP VIV ANSANM 2 = DIVÒSE/ SEPARÈ 3 = VÈF 4 = PA JANM MARYE EPI PA JANM VIV ANSANM	Ki kondisyon matrimonyal (NON)? Sa vle di, èske (NON) marye, ap viv ansanm, divòse, separe, vèf/vèv, pa janm marye/ pa janm viv ansanm?	Èske manman ki fè (NON) toujou vivan?	Èske manman ki fè (NON) toujou viv nan kay sa a ?	Èske papa ki fè (NON) vivan toujou ?	Èske papa ki fè (NON) toujou viv nan kay sa a ?	Èske (NON) te ale lekòl?	Ki pi gwo nivo (NON) rive lekòl? GADE KÒD KI ANBA YO. Ki pi gwo klas (NON) fini nèt nan nivo sa a? GADE KÒD KI ANBA YO.	Èske (NOM) te ale lekòl nenpòt ki moman pandan ane lekòl 2019/20? GADE KÒD KI ANBA YO.	Nan ane lekòl 2019/20, ki nivo epi ki klas (NOM) ap fè? GADE KÒD KI ANBA YO.
01		<input type="text"/> 0 <input type="text"/> 1	G F 1 2	LANE <input type="text"/> <input type="text"/>	O N 1 2	O N 1 2	<input type="text"/>	O N PK 1 2 8 ↓ ALE NAN 15	<input type="text"/> <input type="text"/>	O N PK 1 2 8 ↓ ALE NAN 17	<input type="text"/> <input type="text"/>	O N 1 2 ↓ LIY APRE A	NIVO KLAS <input type="text"/> <input type="text"/> <input type="text"/>	O N 1 2 ↓ LIY APRE A	NIVO KLAS <input type="text"/> <input type="text"/> <input type="text"/>
02		<input type="text"/> <input type="text"/>	1 2	<input type="text"/> <input type="text"/>	1 2	1 2	<input type="text"/>	1 2 8 ↓ ALE NAN 15	<input type="text"/> <input type="text"/>	1 2 8 ↓ ALE NAN 17	<input type="text"/> <input type="text"/>	1 2 ↓ LIY APRE A	<input type="text"/> <input type="text"/> <input type="text"/>	1 2 ↓ LIY APRE A	<input type="text"/> <input type="text"/> <input type="text"/>
03		<input type="text"/> <input type="text"/>	1 2	<input type="text"/> <input type="text"/>	1 2	1 2	<input type="text"/>	1 2 8 ↓ ALE NAN 15	<input type="text"/> <input type="text"/>	1 2 8 ↓ ALE NAN 17	<input type="text"/> <input type="text"/>	1 2 ↓ LIY APRE A	<input type="text"/> <input type="text"/> <input type="text"/>	1 2 ↓ LIY APRE A	<input type="text"/> <input type="text"/> <input type="text"/>
04		<input type="text"/> <input type="text"/>	1 2	<input type="text"/> <input type="text"/>	1 2	1 2	<input type="text"/>	1 2 8 ↓ ALE NAN 15	<input type="text"/> <input type="text"/>	1 2 8 ↓ ALE NAN 17	<input type="text"/> <input type="text"/>	1 2 ↓ LIY APRE A	<input type="text"/> <input type="text"/> <input type="text"/>	1 2 ↓ LIY APRE A	<input type="text"/> <input type="text"/> <input type="text"/>
05		<input type="text"/> <input type="text"/>	1 2	<input type="text"/> <input type="text"/>	1 2	1 2	<input type="text"/>	1 2 8 ↓ ALE NAN 15	<input type="text"/> <input type="text"/>	1 2 8 ↓ ALE NAN 17	<input type="text"/> <input type="text"/>	1 2 ↓ LIY APRE A	<input type="text"/> <input type="text"/> <input type="text"/>	1 2 ↓ LIY APRE A	<input type="text"/> <input type="text"/> <input type="text"/>

NO. LIY	MOUN KAP VIV NAN KAY LA	RELASYON AK CHEF MENAJ LA	SÈKS	LAJ	ELJIB		SI LI GEN 15 ANE OSINON PLIS	SI LI GEN 0-17 ANE				SI LI GEN 5 ANE OSINON PLIS		SI LI GEN 5-24 LANE							
					MODIL C, H1	MODIL H2-H5	KONDISYON MATRIMONYONAL	EKZISTANS AK KOTE MANMAN AK PAPA TIMOUN YO RETE				TE ALE LEKÒL		ALE LEKÒL KOUNYE A/ PA GEN LONTAN							
1	2	3	4	5	6	10	12	13	14	15	16	17	18	19	20						
	Silvoupè, di m non ak sèks chak moun kap viv nan kay la, kòmanse pa chèf menaj la. Pou rezon pa nou jodi a, moun kap viv nan menaj la se granmoun ak timoun kap viv ansanm epi kap manje nan "menm chodyè". Nou dwe mete nenpòt moun ki te viv nan kay la pandan 6 mwa nan 12 mwa ki sòti pase yo, men nou pap mete moun kap viv nan kay la, men ki manje apa. LÈ NOU FIN FÈ LIS NON MOUN YO, KI SA CHAK MOUN YE POU CHEF MENAJ LA, EPI SÈKS CHAK MOUN, POZE KESYON 2A-2C POU NOU ASIRE NOU LIS LA KONPLÈ. APRE SA, POZE KESYON NOU DWE POZE CHAK MOUN NAN KOLÒN 5-20.	Kisa (NON) ye pou chèf menaj la? GADE KÒD YO KI PI BA A.	Èske (NON) se yon fi osinon yon gason?	Ki laj (NON)? SI 95 OSINON PLIS, ANREJISTRE '95'. '98'=PA KONNEN. SÈVI AK KÒD SA A SELMAN POU MOUN KI GEN ≥ 50. SÈVI AK KÒD '00' SI TIMOUN NAN GEN MWENS PASE YON ANE	Èske [NON] te responsab fè manje pandan 7 jou ki sòti pase yo?	ÈSKE MOUN SA A SE CHEF MENAJ LA; OSINON LI SE YON GRANMOUN KI RESPONSA B SI CHEF MENAJ LA PA LA?	Ki kondisyon matrimonyal (NON)? Sa vle di, èske (NON) marye, ap viv ansanm, divòse, separe, vèf/vèv, pa janm marye/ pa janm viv ansanm? 1 = MARYE OSION AP VIV ANSANM 2 = DIVÒSE/ SEPARÈ 3 = VÈF 4 = PA JANM MARYE EPI PA JANM VIV ANSANM	Èske manman ki fè (NON) toujou vivan?	Èske manman ki fè (NON) toujou vivan nan kay sa a ?	Èske papa ki fè (NON) vivan toujou ?	Èske papa ki fè (NON) toujou viv nan kay sa a ?	Èske (NON) te ale lekòl?	Ki pi gwo nivo (NON) rive lekòl? GADE KÒD KI ANBA YO. Ki pi gwo klas (NON) fini nèt nan nivo sa a? GADE KÒD KI ANBA YO.	Èske (NOM) te ale lekòl nenpòt ki moman pandan ane lekòl 2019/20?	Nan ane lekòl 2019/20, ki nivo epi ki klas (NOM) ap fè? GADE KÒD KI ANBA YO.						
06		<input type="checkbox"/>	1 2	<input type="checkbox"/>	1 2	1 2	<input type="checkbox"/>	1 2 8 ALE NAN 15	<input type="checkbox"/>	1 2 8 ALE NAN 17	<input type="checkbox"/>	1 2 LIY APRE A	<input type="checkbox"/>	1 2 LIY APRE A	<input type="checkbox"/>						
		<input type="checkbox"/>	1 2	<input type="checkbox"/>	1 2	1 2	<input type="checkbox"/>	1 2 8 ALE NAN 15	<input type="checkbox"/>	1 2 8 ALE NAN 17	<input type="checkbox"/>	1 2 LIY APRE A	<input type="checkbox"/>	1 2 LIY APRE A	<input type="checkbox"/>						
08		<input type="checkbox"/>	1 2	<input type="checkbox"/>	1 2	1 2	<input type="checkbox"/>	1 2 8 ALE NAN 15	<input type="checkbox"/>	1 2 8 ALE NAN 17	<input type="checkbox"/>	1 2 LIY APRE A	<input type="checkbox"/>	1 2 LIY APRE A	<input type="checkbox"/>						
KÒD POU KESYON 3: RELASYON AK CHEF MENAJ LA							KÒD POU KESYON 18 AK 20: EDIKASYON														
03 = PITIT GASON OSINON FI 09 = LOT FANMI 04 = BOFIS OSISON BELFI 10 = PITIT ADOPTIF/PWOTEJE/ PITIT MARI A OSINON MADANM NAN 05 = PITIT PITIT 11 = PA FANMI 06 = PAPA, MANMAN 98 = PA KONNEN							NIVEAU CLASSE			0 = PRÉ-SCOLAIRE 1° POUR TOUTES LES ANNEES SI RÉPONSE = PRIMAIRE, ENFANTINE 1, 2 OU 13e, ENREGISTRER NIVEAU=0, CLASSE=1			1=FONDAMENTAL 0 =MOINS D'1 AN COMPLÉTÉ 1= 12ème 5= 8ème 9 = 4eme 2= 11ème 6= 7ème 3= 10ème 7= 6eme 11 = NSP 4= 9ème 8=5eme			2=SECONDAIRE 0 =MOINS D'1 AN COMPLÉTÉ 1 = 3eme (NS1) 2=2eme (NS2) 3 = Rétho (NS3) 4= Philo (NS4) 8 = NSP			3=SUPÉRIEUR 0 =MOINS D'1 AN COMPLÉTÉ 1 = 1ère année 8 = NSP 2 = 2è année 3 = 3è année 4 = 4è année ou plus		
09		<input type="checkbox"/>	G F 1 2	LANE <input type="checkbox"/>	W N 1 2	W N 1 2	<input type="checkbox"/>	W N PK 1 2 8 ALE NAN 15	<input type="checkbox"/>	W N PK 1 2 8 ALE NAN 17	<input type="checkbox"/>	W N 1 2 LIY APRE A	NIVO KLAS <input type="checkbox"/>	W N 1 2 LIY APRE A	NIVO KLAS <input type="checkbox"/>						
10		<input type="checkbox"/>	1 2	<input type="checkbox"/>	1 2	1 2	<input type="checkbox"/>	1 2 8 ALE NAN 15	<input type="checkbox"/>	1 2 8 ALE NAN 17	<input type="checkbox"/>	1 2 LIY APRE A	<input type="checkbox"/>	1 2 LIY APRE A	<input type="checkbox"/>						
11		<input type="checkbox"/>	1 2	<input type="checkbox"/>	1 2	1 2	<input type="checkbox"/>	1 2 8 ALE NAN 15	<input type="checkbox"/>	1 2 8 ALE NAN 17	<input type="checkbox"/>	1 2 LIY APRE A	<input type="checkbox"/>	1 2 LIY APRE A	<input type="checkbox"/>						

NO. LIY	MOUN KAP VIV NAN KAY LA	RELASYON AK CHEF MENAJ LA	SÈKS	LAJ	ELJIB		SI LI GEN 15 ANE OSINON PLIS	SI LI GEN 0-17 ANE				SI LI GEN 5 ANE OSINON PLIS		SI LI GEN 5-24 LANE													
					MODIL C, H1	MODIL H2-H5	KONDISYON MATRIMONYAL	EKZISTANS AK KOTE MANMAN AK PAPA TIMOUN YO RETE				TE ALE LEKÒL		ALE LEKÒL KOUNYE A/ PA GEN LONTAN													
								6	10	12	13	14	15	16	17	18	19	20									
1	Silvoulè, di m non ak sèks chak moun kap viv nan kay la, kòmanse pa chèf menaj la. Pou rezon pa nou jodi a, moun kap viv nan menaj la se granmoun ak timoun kap viv ansanm epi kap manje nan "menm chodyè". Nou dwe mete nenpòt moun ki te viv nan kay la pandan 6 mwa nan 12 mwa ki sòl pase yo, men nou pap mete moun kap viv nan kay la, men ki manje apa. LÈ NOU FIN FÈ LIS NON MOUN YO, KI SA CHAK MOUN YE POU CHÈF MENAJ LA, EPI SÈKS CHAK MOUN, POZE KESYON 2A-2C POU NOU ASIRE NOU LIS LA KONPLÈ. APRE SA, POZE KESYON NOU DWE POZE CHAK MOUN NAN KOLÒN 5-20.	Kisa (NON) ye pou chèf menaj la? GADE KÒD YO KI PI BA A.	Èske (NON) se yon fi osinon yon gason?	Ki laj (NON)? SI 95 OSINON PLIS, ANREJISTRE '95'. '98=PA KONNEN. SÈVI AK KÒD SA A SÈLMAN POU MOUN KI GEN ≥ 50. SÈVI AK KÒD '00' SI TIMOUN NAN GEN MWENS PASE YON ANE	Èske [NON] te responsab fè manje pandan 7 jou ki sòl pase yo?	ÈSKE MOUN SA A SE CHÈF MENAJ LA; OSINON LI SE YON GRANMOUN KI RESPONSA B SI CHÈF MENAJ LA PA LA? 1 = MARYE OSINON AP VIV ANSANM 2 = DIVÒSE/ SEPARÈ 3 = VÈF 4 = PA JANM MARYE EPI PA JANM VIV ANSANM	Ki kondisyon matrimonyal (NON)? Sa vle di, èske (NON) marye, ap viv ansanm, divòse, separè, vèf/vèv, pa janm marye/ pa janm viv ansanm?	Èske manman ki fè (NON) vivan toujou?	Èske manman ki fè (NON) toujou viv nan kay sa a ?	Èske papa ki fè (NON) vivan toujou ?	Èske papa ki fè (NON) toujou viv nan kay sa a ?	Èske (NON) te ale lekòl?	Ki pi gwo nivo (NON) rive lekòl? GADE KÒD KI ANBA YO. Ki pi gwo klas (NON) fini nèt nan nivo sa a? GADE KÒD KI ANBA YO.	Èske (NOM) te ale lekòl nenpòt ki moman pandan ane lekòl 2019/20? GADE KÒD KI ANBA YO.	Nan ane lekòl 2019/20, ki nivo epi ki klas (NOM) ap fè? GADE KÒD KI ANBA YO.												
12			1 2		1 2	1 2		1 2 8 ALE NAN 15		1 2 8 ALE NAN 17		1 2 LIY APRÈ A		1 2 LIY APRÈ A													
13			1 2		1 2	1 2		1 2 8 ALE NAN 15		1 2 8 ALE NAN 17		1 2 LIY APRÈ A		1 2 LIY APRÈ A													
14			1 2		1 2	1 2		1 2 8 ALE NAN 15		1 2 8 ALE NAN 17		1 2 LIY APRÈ A		1 2 LIY APRÈ A													
15			1 2		1 2	1 2		1 2 8 ALE NAN 15		1 2 8 ALE NAN 17		1 2 LIY APRÈ A		1 2 LIY APRÈ A													
KOD POU KESYON 3: RELASYON AK CHEF MENAJ LA							KOD POU KESYON 18 AK 20: EDIKASYON																				
01 = CHEF MENAJ LA 02 = MADANM OSINON MARI 03 = PITIT GASON OSINON FI 04 = BOFIS OSINON BELFI 05 = PITIT PITIT 06 = PAPA, MANMAN							07 = PAPA, MANMAN MARI/ MADANM NAN 08 = FRE OSINON SE 09 = LOTI FANMI 10 = PITIT ADOPTIF/PWOTEJE/ PITIT MARI A OSINON MADANM NAN 11 = PA FANMI 12 = PA KONNEN									0 = PRÉ-SCOLAIRE 1 = POUR TOUTES LES ANNEES SI RÉPONSE = PRIMAIRE, ENFANTINE 1, 2 OU 13e, ENREGISTRER NIVEAU=0, CLASSE=1			1=FONDAMENTAL 0 =MOINS D'1 AN COMPLÈTE 1= 12ème 5= 8ème 9 = 4eme 2= 11ème 6= 7ème 11 = NSP 3= 10ème 7= 6ème 8=5ème 4= 9ème			2=SECONDAIRE 0 =MOINS D'1 AN COMPLETE 1 = 3eme (NS1) 2=2eme (NS2) 3 = Rétho (NS3) 4= Philo (NS4) 8 = NSP			3=SUPÉRIEUR 0 =MOINS D'1 AN COMPLÈTE 1 = 1ère année 8 = NSP 2 = 2è année 3 = 3è année 4 = 4è année ou plus		
FÈ YON MAK ISIT LA SI W SÈVI AVÈK YON LÒT FEY POU W KONTINYE																											
2A) Sèlman pou m asire m gen yon lis ki konplè: èske gen lòt moun tankou timoun piti osinon timoun ki pa nan lis la?							WI 1 → NON 2									PALE A FINI:											
2B) Èske gen lòt moun ki kapab pa fè pati fanmi an, tankou moun kap travay nan kay la, lokatè, osinon zanmi kap viv nan kay la?							WI 1 → NON 2									LÈ											
2C) Èske gen lòt moun kap viv nan kay la, menm si yo pa nan kay la kounye a?							WI 1 → NON 2									MIN											
Ladann mete timoun ki lekòl osinon moun ki nan kay la kap travay osinon ki kite peyi																											

Modil C. Jwenn Manje				
NO.	KESYON AK FILT	KATEGORI KÒD YO		
C00	EKRI KI LÈ PALE A KÒMANSE	LÈ <input type="text"/> <input type="text"/>	MINIT <input type="text"/> <input type="text"/>	
C01	NIMEWO MENAJ LA AK KÒD KOMIN A	NM <input type="text"/> <input type="text"/> <input type="text"/>	KOMIN <input type="text"/> <input type="text"/> <input type="text"/>	
C02	NIMEWO LIY MOUN KI RESPONSAB FÈ MANJE NAN KAY LA PANDAN 7 DÈNYE JOU KI SÒTI PASE YO (KOLÒN 6) NAN LIS MENAJ LA, OSINON NIMEWO LIY YON GRANMOUN RESPONSAB KI TE LA EPI KI MANJE NAN KAY LA PANDAN 7 DÈNYE JOU KI SÒTI PASE YO	NIMEWO LIY LA <input type="text"/> <input type="text"/>		
KESYON FCS AK HDDS				
	<p>Kounye a, mwen ta renmen poze w kèk kesyon sou kalite manje ou menm osinon pi fò moun nan kay la manje pandan 7 dènye jou ki sòti pase yo. Mwen pral li chak manje yo epi apre sa map poze w kèk kesyon sou chak manje yo.</p> <p>POU CHAK KESYON, METE NON MANJE KI NAN LIS KESYON C03 JOUK C25 EPI ANREJISTRE REPONS YO NAN BWAT KI FÈT POU SA.</p>	<p>1. Nan 7 dènyejou ki sòti pase yo, pandan konbyen jou ou menm osinon moun nan kay la te manje nan kay la oubyen deyò?</p> <p>1= 1 jour 2= 2 jours 3= 3 jours 4= 4 jours 5= 5 jours 6= 6 jours 7= 7 jours 9= Non consommé</p>	<p>2. Ki premye kote sòti?</p> <p>1= Achat 2= Production propre 3= Echangé contre biens/troc 4= Emprunté 5= Aide alimentaire 6= Reçu en cadeau 7= Transfert en nature (Haiti, étranger) 8= Autre source 9= Non consommé</p>	<p>3. Èske ou menm osinon moun nan kay la manje nan kay la ayè?</p> <p>1= WI 2= NON</p>
C03	Ble/farin ble	C03.1 <input type="text"/>	C03.2 <input type="text"/>	C03.3 <input type="text"/>
C04	Grenn mayi, mayi moulen	C04.1 <input type="text"/>	C04.2 <input type="text"/>	C04.3 <input type="text"/>
C05	Diri	C05.1 <input type="text"/>	C05.2 <input type="text"/>	C05.3 <input type="text"/>
C06	Pitimi	C06.1 <input type="text"/>	C06.2 <input type="text"/>	C06.3 <input type="text"/>
C07	Manyòk/kasav	C07.1 <input type="text"/>	C07.2 <input type="text"/>	C07.3 <input type="text"/>
C08	Pòm detè, patat, yanm	C08.1 <input type="text"/>	C08.2 <input type="text"/>	C08.3 <input type="text"/>
C09	Bannann	C09.1 <input type="text"/>	C09.2 <input type="text"/>	C09.3 <input type="text"/>
C10	Labapen/lam	C10.1 <input type="text"/>	C10.2 <input type="text"/>	C10.3 <input type="text"/>
C11	Espageti/ Makaroni	C11.1 <input type="text"/>	C11.2 <input type="text"/>	C11.3 <input type="text"/>
C12	Pen, benyen kanaval, biskwit	C12.1 <input type="text"/>	C12.2 <input type="text"/>	C12.3 <input type="text"/>
C13	Pwa, pwa vèt	C13.1 <input type="text"/>	C13.2 <input type="text"/>	C13.3 <input type="text"/>

Modil C. Jwenn Manje				
NO.	KESYON AK FILT	KATEGORI KÒD YO		
C14	Fwi, fig mi	C14.1 <input type="checkbox"/>	C14.2 <input type="checkbox"/>	C14.3 <input type="checkbox"/>

	<p>Kounye a, mwen ta renmen poze w kèk kesyon sou kalite manje ou menm osinon pi fò moun nan kay la manje pandan 7 dènye jou ki sòti pase yo. Mwen pral li chak manje yo epi apre sa map poze w kèk kesyon sou chak manje yo.</p> <p>POU CHAK KESYON, METE NON MANJE KI NAN LIS KESYON C03 JOUK C25 EPI ANREJISTRE REPONS YO NAN BWAT KI FÈT POU SA.</p>	<p>1. Nan 7 dènye jou ki sòti pase yo, pandan konbyen jou ou menm osinon moun nan kay la te manje nan kay la oubyen deyò?</p> <p>1= 1 jour 2= 2 jours 3= 3 jours 4= 4 jours 5= 5 jours 6= 6 jours 7= 7 jours 9= Non consommé</p>	<p>2. Ki premye kote sòti?</p> <p>1= Achat 2= Production propre 3= Echangé contre biens/troc 4= Emprunté 5= Aide alimentaire 6= Reçu en cadeau 7= Transfert en nature (Haiti, étranger) 8= Autre source 9= Non consommé</p>	<p>3. Èske ou menm osinon moun nan kay la manje nan kay la ayè?</p> <p>1= WI 2= NON</p>
C15	Vyann wouj, fwa di, fwa mou, wonyon/grenn vant, kè	C15.1 <input type="checkbox"/>	C15.2 <input type="checkbox"/>	C15.3 <input type="checkbox"/>
C16	Poul, kodenn, pentad	C16.1 <input type="checkbox"/>	C16.2 <input type="checkbox"/>	C16.3 <input type="checkbox"/>
C17	Ze	C17.1 <input type="checkbox"/>	C17.2 <input type="checkbox"/>	C17.3 <input type="checkbox"/>
C18	Pwason (haransò, lanmori, bèt lanmè)	C18.1 <input type="checkbox"/>	C18.2 <input type="checkbox"/>	C18.3 <input type="checkbox"/>
C19	Lèt, fwomaj, yogout/lèt kaye	C19.1 <input type="checkbox"/>	C19.2 <input type="checkbox"/>	C19.3 <input type="checkbox"/>
C20	Sik, myèl, konfiti	C20.1 <input type="checkbox"/>	C20.2 <input type="checkbox"/>	C20.3 <input type="checkbox"/>
C21	Lwil, grès, kokoye	C21.1 <input type="checkbox"/>	C21.2 <input type="checkbox"/>	C21.3 <input type="checkbox"/>
C22	Pistach, nwa, manba	C22.1 <input type="checkbox"/>	C22.2 <input type="checkbox"/>	C22.3 <input type="checkbox"/>
C23	Chokola, kakawo	C23.1 <input type="checkbox"/>	C23.2 <input type="checkbox"/>	C23.3 <input type="checkbox"/>
C24	Melanj Farin mayi ak soja / Farin pòm detè	C24.1 <input type="checkbox"/>	C24.2 <input type="checkbox"/>	C24.3 <input type="checkbox"/>
C25	Legim, Fèy, Joumou	C25.1 <input type="checkbox"/>	C25.2 <input type="checkbox"/>	C25.3 <input type="checkbox"/>
C25a	Epis, kafé, té, ji, magi, sel, pwav, jiwòf, eks.			C25a.3 <input type="checkbox"/>

Modil C. Jwenn Manje			
NO.	KESYON AK FILT	KATEGORI KÒD YO	
C26	Èske yè se te yon jou ki pat tankou lòt jou yo osinon se te yon jou espesyal (Festival, Antèman, eks.) osinon se te yon jou pi fò moun nan kay la pat la?	WI	1
		NON	2
KESYON HHS			
C27	Nan [4SEMÈN/30 JOU] ki sòti pase yo, èske nou pat gen okenn manje nan kay la, paske pat gen lajan pou achte manje?	WI	1
		NON	2
C28	Konbyen fwa sa rive nan dènye [4 SEMÈN/30 JOU] yo? LI CHAK REPONS EPI SÈKLE REPONS MOUN NAN BAY.	PA SOUVAN (1-2 FWA) ...	1
		PAFWA (3-10 FWA) ...	2
		SOUVAN (PLIS PASE 10) ...	3
C29	Nan [4 DÈNYE SEMÈN/30 JOU] ki sòti pase yo, èske sa te rive kote yon moun oubyen plizyè moun te dòmi grangou paske pat genyen ase manje nan kay la?	WI	1
		NON	2
C30	Konbyen fwa sa rive nan [4 SEMÈN/30 JOU] ki sòti pase yo?	PA SOUVAN (1-2 FWA) ...	1
		PAFWA (3-10 FWA) ...	2
		SOUVAN (PLIS PASE 10) ...	3
C31	Nan [4 SEMÈN/30 JOU] ki sòti pase yo, èske sa te rive pou yon moun osinon plizyè moun nan kay la te pase yon jounen ak yon nwit san manje paske pat gen manje nan kay la?	WI	1
		NON	2
C32	Konbyen fwa sa rive nan [4 SEMÈN/30 JOU] ki sòti pase yo?	PA SOUVAN (1-2 FWA) ...	1
		PAFWA (3-10 FWA) ...	2
		SOUVAN (PLIS PASE 10) ...	3
C33	Nan dènye 6 mwa ki sòti pase yo, èske w menm oswa moun kap viv nan kay la te resewva youn nan kalite èd sa yo? LI CHAK REPONS EPI SÈKLE TOUT REPONS MOUN NAN BAY.	Kash pou travay (cash for work)	1
		Kash pou manje (cash for food)	2
		Fich kach (cash voucher)	3
		Fich pou manje (food voucher)	4
		Èd pou manje (food aid)	5
		Kantin lekòl (school feeding)	6
		Lòt èd, di kisa	8
		Pa resewva okenn èd	9
C34	EKRI KI LÈ MODIL LA FINI	LÈ	MINIT
		<input type="text"/>	<input type="text"/>
			ALE NAN MODIL H

Modil D. Aktivite ke pemet menag la fe kob						
NO.						
D01	Ki aktivite moun na kay la fe pou yo kapab rantre kob pendant 12 deyne mwa yo? (pas li repons yo)	Premye activite	Aktivite	D01.1a	Ki Kalite travay?	
				<input type="text"/>	D01.1b	<input type="text"/>
		dezyem activite	D01.2a	<input type="text"/>	D01.2b	<input type="text"/>
		twazyem aktivite	D01.3a	<input type="text"/>	D01.3b	<input type="text"/>
D02	Ki aktivite moun na kay la fe pou yo kapab rantre kob pendant ane 2014? (pas li repons yo)	Premye activite	Aktivite	D02.1a	Ki Kalite travay?	
				<input type="text"/>	D02.1b	<input type="text"/>
		dezyem activite	D02.2a	<input type="text"/>	D02.2b	<input type="text"/>
		twazyem aktivite	D02.3a	<input type="text"/>	D02.3b	<input type="text"/>
Kod Aktivite			Kod Kalite			
1 jaden			1 li pap travay			
2 elvaj			2 li ap van jounen/life yon ti job le konsa			
3 lapech, lachas			3 salarye (li touche chak mwa/chak kenzen)			
4 Bos mason, chapantye, lot bos			4 li travay pour tet pal (li pa travay pou moun)			
5 atizana			5 mwen pa konnen/pa genyen repons			
6 pwodiksyon sel						
7 komes						
8 mande						
9 Sevis (otel, restoran, transpo, raparasyon, kwafi, edikasyon, sante)						
10 vann bwa, vann chabon						
11 tranfe (mon kap viv an Haiti ou aletranje)						
12 rant (kob ou rantre nan lwaye kay te)						
13 pa genyen lot sous						
14 lot sous						



MODIL H. DEPENS/KONSOMASYON																				
NIMEWO MENAJ KI NAN MODIL A a			<table border="1" style="width: 100px; height: 20px; border-collapse: collapse;"> <tr><td style="width: 33%;"></td><td style="width: 33%;"></td><td style="width: 33%;"></td></tr> <tr><td></td><td></td><td></td></tr> </table>									EKRI KI LÈ NOU KÒMANSE MODIL LA								
KOD KOMIN KI NAN MODIL A a			<table border="1" style="width: 100px; height: 20px; border-collapse: collapse;"> <tr><td style="width: 33%;"></td><td style="width: 33%;"></td><td style="width: 33%;"></td></tr> <tr><td></td><td></td><td></td></tr> </table>									LÈ		<table border="1" style="width: 60px; height: 20px; border-collapse: collapse;"> <tr><td style="width: 50%;"></td><td style="width: 50%;"></td></tr> <tr><td></td><td></td></tr> </table>						
NIMEWO MOUN KAP REPONN NAN NAN LIS MENAJ LA (KOLÒN 6)			<table border="1" style="width: 60px; height: 20px; border-collapse: collapse;"> <tr><td style="width: 50%;"></td><td style="width: 50%;"></td></tr> <tr><td></td><td></td></tr> </table>							MINIT		<table border="1" style="width: 60px; height: 20px; border-collapse: collapse;"> <tr><td style="width: 50%;"></td><td style="width: 50%;"></td></tr> <tr><td></td><td></td></tr> </table>								
MODIL H1. MANJE, BWASON EPI FIMEN TABAK NAN 7 DÈNYE JOU KI SÒTI PASE YO																				
KOD	PWODWI	WI = 1 NON = 2	MANJE KI MANJE 7 DENYE JOU KI SÒTI PASE YO	MANJE KI ACHTE		KANTITE LAJAN KI DEPANSE	BAGAY MOUN NAN PWODUI (nan kay, jaden, lot kote)	MANJE YO BAY OSINON MANJE KI SÒTI LÒT KOTE												
	Nan 7 dènye jou ki sòti pase yo, èske ou menm osinon lòt moun nan kay la, manje manje mwen pral site la yo [MANJE]?	SI SE "NON" ALE NAN MANJE APRE A	Nan 7 dènye jou sòti pase yo, ki kantite [PWODUI] moun nan kay la te manje antou?	Nan [PWODUI] w manje nan 7 dènye jou ki sòti pase yo, konbyen ladan yo w achte?		Nan [PWODUI] w manje nan 7 dènye jou ki sòti pase yo, konbyen lajan ou depanse? SI FANMI A MANJE SÈLMAN YON PATI NAN SA YO ACHTE YO, MEN YO PA MANJE TOUT, ESTIME SA YO DEPANSE POU SA YO MANJE YO.	Ki kantite [PWODUI] ki sòti nan (kay, jaden)?	Ki kantite nan manje sa a yo fè moun nan kay la kado osinon ki sòti nenpòt ki lòt kote?												
H1.01		H1.02	H1.03A KANTITE	H1.03B INITE	H1.04A KANTITE	H1.04B INITE	H1.05 <small>H1.05B GOURDES ou DOLARS US</small>	H1.06A KANTITE	H1.06B INITE	H1.07A KANTITE	H1.07B INITE									
101	Diri	1 2																		
102	Mayi	1 2																		
103	Pitimi	1 2																		
104	Farin	1 2																		
105	Pen	1 2						PA APLIKAB												
106	Patisri, biskwit	1 2						PA APLIKAB												
107	Espageti/ Makaroni	1 2						PA APLIKAB												
108	Lòt sereyal	1 2																		
109	Mouton/kabrit	1 2																		
110	Poul/kanna/zwa	1 2																		
111	Kochon	1 2																		
112	Bèf	1 2																		

MODIL H1. MANJE, BWASON EPI FIMEN TABAK NAN 7 DÈNYE JOU KI SÒTI PASE YO											
KOD BAGAY LA	PWODWI	WI = 1 NON = 2	MANJE KI MANJE 7 DENYE JOU KI SÒTI PASE YO		MANJE KI ACHTE		KANTITE LAJAN KI DEPANSE	BAGAY MOUN NAN PWODUI (nan kay, jaden, lot kote)		MANJE YO BAY OSINON MANJE KI SÒTI LÒT KOTE	
	Nan 7 dènye jou ki sòti pase yo, èske ou menm osinon lòt moun nan kay la, manje manje mwen pral site la yo [MANJE]?	SI SE "NON" ALE NAN MANJE APRE A	Nan 7 dènye jou sòti pase yo, ki kantite [PWODUI] moun nan kay la te manje antou?		Nan [PWODUI] w manje nan 7 dènye jou ki sòti pase yo, konbyen ladan yo w achte?		Nan [PWODUI] w manje nan 7 dènye jou ki sòti pase yo, konbyen lajan ou depanse? SI FANMI A MANJE SÈLMAN YON PATI NAN SA YO ACHTE YO, MEN YO PA MANJE TOUT, ESTIME SA YO DEPANSE POU SA YO MANJE YO.	Ki kantite [PWODUI] ki sòti nan (kay, jaden)?		Ki kantite nan manje sa a yo fè moun nan kay la kado osinon ki sòti nenpòt ki lòt kote?	
H1.01		H1.02	H1.03A KANTITE	H1.03B INITE	H1.04A KANTITE	H1.04B INITE	H1.05 <small>H1 05B GOURDES ou DOLARS US</small>	H1.06A KANTITE	H1.06B INITE	H1.07A KANTITE	H1.07B INITE
113	Salami	1 2									
114	Janbon	1 2									
115	Lòt vyann	1 2									
116	Pwason	1 2									
117	Lanbi/krab/kribich	1 2									
118	Ze	1 2									
119	Lèt	1 2									
			KOD INITE A								
			Ti mamit/Goblet . . . 1	Moso . . . 7	Bokal . . . 12	Gram 17	Kès 20				
			Gwo mamit . . . 2	Bwat . . . 8	Boutèy . . 13	Kilo 18	Lèt (DI KI SA 98				
			Sak 3	Yon lo . . . 9	Glòs . . . 14	Liv 19	Refize 99				
			Sache 4	Tèt 10	Galon 15						
			Yon Grenn . . . 5	Rejim . . . 11	Lit 16						
			Pake 6								
120	Fwomaj	1 2									
121	Yogout	1 2									
122	Lwil, bè, ak andwi	1 2									
123	Mango	1 2									
124	Rezen	1 2									
125	Anana	1 2									
126	Fig mi	1 2									
127	Zoranj	1 2									
128	Sitwon	1 2									
129	Lòt fwi	1 2									
130	Tomat	1 2									

MODIL H1. MANJE, BWASON EPI FIMEN TABAK NAN 7 DÈNYE JOU KI SÒTI PASE YO											
KOD	PWODWI	WI = 1 NON = 2	MANJE KI MANJE 7 DÈNYE JOU KI SÒTI PASE YO		MANJE KI ACHTE		KANTITE LAJAN KI DEPANSE	BAGAY MOUN NAN PWODUI (nan kay, jaden, lot kote)		MANJE YO BAY OSINON MANJE KI SÒTI LÒT KOTE	
	Nan 7 dènye jou ki sòti pase yo, èske ou menm osinon lòt moun nan kay la, manje manje mwen pral site la yo [MANJE]? NAN MANJE SA YO GEN SA TOUT MOUN NAN KAY LA MANJE AK SA CHAK MOUN MANJE POU KONT LI. MANJE AK BWESON KI MANJE NAN RESTORAN PA LADANN.	SI SE "NON" ALE NAN MANJE APRE A	Nan 7 dènye jou sòti pase yo, ki kantite [PWODUI] moun nan kay la te manje antou?		Nan [PWODUI] w manje nan 7 dènye jou ki sòti pase yo, konbyen ladan yo w achte?		Nan [PWODUI] w manje nan 7 dènye jou ki sòti pase yo, konbyen lajan ou depanse? SI FANMI A MANJE SÈLMAN YON PATI NAN SA YO ACHTE YO, MEN YO PA MANJE TOUT, ESTIME SA YO DEPANSE POU SA YO MANJE YO.	Ki kantite [PWODUI] ki sòti nan (kay, jaden)?		Ki kantite nan manje sa a yo fè moun nan kay la kado osinon ki sòti nenpòt ki lòt kote?	
H1.01		H1.02	H1.03A KANTITE	H1.03B INITE	H1.04A KANTITE	H1.04B INITE	H1.05	H1.06A KANTITE	H1.06B INITE	H1.07A KANTITE	H1.07B INITE
131	Karot	1 2									
132	Berejèn	1 2									
133	Chou	1 2									
134	Milton	1 2									
135	Lay	1 2									
136	Zonyon	1 2									
137	Echalòt	1 2									
138	Lòt legim	1 2									
139	Bannan	1 2									
140	Pòm dete	1 2									
141	Yam	1 2									
142	Manyok	1 2									
143	Patat dous	1 2									
144	lot manje ki soti anba te	1 2									
			KOD INITE A								
			Ti mamit/Goblet . . . 1	Moso . . . 7	Bokal . . . 12	Gram 17	Kès 20				
			Gwo mamit . . . 2	Bwat . . . 8	Boutèy . . 13	Kilo 18	Lòt (DI KI SA) 98				
			Sak 3	Yon lo . . . 9	Glòs 14	Liv 19	Refize 99				
			Sache 4	Tèt 10	Galon 15						
			Yon Grenn . . . 5	Rejim . . . 11	Lit 16						
			Pake 6								

MODIL H1. MANJE, BWASON EPI FIMEN TABAK NAN 7 DÈNYE JOU KI SÒTI PASE YO											
KOD BAGAY LA	PWODWI	WI = 1 NON = 2	MANJE KI MANJE 7 DÈNYE JOU KI SÒTI PASE YO		MANJE KI ACHTE		KANTITE LAJAN KI DEPANSE	BAGAY MOUN NAN PWODUI (nan kay, jaden, lot kote)		MANJE YO BAY OSINON MANJE KI SÒTI LÒT KOTE	
H1.01		H1.02	H1.03A KANTITE	H1.03B INITE	H1.04A KANTITE	H1.04B INITE	H1.05 <small>H1.05B GOURDES ou DOLARS US</small>	H1.06A KANTITE	H1.06B INITE	H1.07A KANTITE	H1.07B INITE
	Nan 7 dènye jou ki sòti pase yo, èske ou menm osinon lòt moun nan kay la, manje manje mwen pral site la yo [MANJE]?	SI SE "NON" ALE NAN MANJE APRE A	Nan 7 dènye jou sòti pase yo, ki kantite [PWODUI] moun nan kay la te manje antou?		Nan [PWODUI] w manje nan 7 dènye jou ki sòti pase yo, konbyen ladan yo w achte?		Nan [PWODUI] w manje nan 7 dènye jou ki sòti pase yo, konbyen lajan ou depanse? SI FANMI A MANJE SÈLMAN YON PATI NAN SA YO ACHTE YO, MEN YO PA MANJE TOUT, ESTIME SA YO DEPANSE POU SA YO MANJE YO.	Ki kantite [PWODUI] ki sòti nan (kay, jaden)?		Ki kantite nan manje sa a yo fè moun nan kay la kado osinon ki sòti nenpòt ki lòt kote?	
145	Pwa	1 2									
146	Pistach	1 2									
147	Sik/myèl	1 2									
148	Sèl	1 2									
149	Piman dous	1 2									
150	Pwav	1 2									
151	Magi	1 2						PA APLIKAB			
152	Jiwòf	1 2									
153	Bwason ki gen gaz (PA NAN RESTORAN)	1 2						PA APLIKAB			
154	Bwason ki gen alkòl (PA NAN RESTORAN)	1 2									
155	Lòt bwason (Kafe, te, ji, eks.)	1 2									
156	Sigarèt	1 2						PA APLIKAB			
157	Lòt Tabak	1 2									
	DEPANS NAN RESTORAN										
158	Manje	1 2	PA APLIKAB					PA APLIKAB			
159	Bwason	1 2	PA APLIKAB					PA APLIKAB			
	LÒT MANJE KI PA NAN LIS LA										
160	DI KI SA _____	1 2									
161	DI KI SA _____	1 2									
162	DI KI SA _____	1 2									
			KÒD INITE A								
			Ti mamit/goblet . . . 1	Moso . . . 7	Bokal . . . 12	Gram . . . 17	Kès . . . 20				
			Gwo mamit . . . 2	Bwat . . . 8	Boutèy . . 13	Kilo . . . 18	Lòt (DI KI SA . . . 98				
			Sak 3	Yon lo . . . 9	Glòs . . . 14	Liv . . . 19	Refize . . . 99				
			Sache 4	Tèt 10	Galon . . . 15						
			Yon Grenn . . . 5	Rejim . . . 11	Lit 16						

MODIL H1. MANJE, BWASON EPI FIMEN TABAK NAN 7 DÈNYE JOU KI SÒTI PASE YO											
KOD BAGAY LA	PWODWI	WI = 1 NON = 2	MANJE KI MANJE 7 DENYE JOU KI SÒTI PASE YO		MANJE KI ACHTE		KANTITE LAJAN KI DEPANSE	BAGAY MOUN NAN PWODUI (nan kay, jaden, lot kote)		MANJE YO BAY OSINON MANJE KI SÒTI LÒT KOTE	
	Nan 7 dènye jou ki sòti pase yo, èske ou menm osinon lòt moun nan kay la, manje manje mwen pral site la yo [MANJE]? NAN MANJE SA YO GEN SA TOUT MOUN NAN KAY LA MANJE AK SA CHAK MOUN MANJE POU KONT LI. MANJE AK BWESON KI MANJE NAN RESTORAN PA LADANN.	SI SE "NON" ALE NAN MANJE APRE A	Nan 7 dènye jou sòti pase yo, ki kantite [PWODUI] moun nan kay la te manje antou?		Nan [PWODUI] w manje nan 7 dènye jou ki sòti pase yo, konbyen ladan yo w achte?		Nan [PWODUI] w manje nan 7 dènye jou ki sòti pase yo, konbyen lajan ou depanse? SI FANMI A MANJE SÈLMAN YON PATI NAN SA YO ACHTE YO, MEN YO PA MANJE TOUT, ESTIME SA YO DEPANSE POU SA YO MANJE YO.	Ki kantite [PWODUI] ki sòti nan (kay, jaden)?		Ki kantite nan manje sa a yo fè moun nan kay la kado osinon ki sòti nenpòt ki lòt kote?	
H1.01		H1.02	H1.03A KANTITE	H1.03B INITE	H1.04A KANTITE	H1.04B INITE	H1.05 <small>H1.05B GOURDES ou DOLLARS US</small>	H1.06A KANTITE	H1.06B INITE	H1.07A KANTITE	H1.07B INITE
			Pake6								

MODIL H2. BAGAY KI PA DIRE AK SÈVIS YO ACHE SOUVAN NAN 30 DÈNYE JOU KI SÒTI PASE YO			
NO BAGAY LA	KESYON AK FILT (YON MWA REFERANS)	KATEGORI KÒD YO	KONBYEN KÒB AN GOUD
	Nan 30 <u>dènye JOU</u> ki sòti pase yo, èske nou sèvi osinon achte [PWODUJ] nan kay la:		Konbyen kòb nou peye (konbyen kòb li koute) antou? Gourdes ou Dolars US?
	PWODWI/SEVIS		
201	Savon ak bagay pou netwaye?	WI 1 NON 2 (ALE NAN LIY APRE AN)	KONBYEN KÒB ANTOU _____
202	Bagay pou liyèn (pat dantifris, deyodoran, savon pou benven. eks.)?	WI 1 NON 2 (ALE NAN LIY APRE AN)	KONBYEN KÒB ANTOU _____
203	Bagay pou makiye (poud makiyaj, krèm pou figi, eks.)?	WI 1 NON 2 (ALE NAN LIY APRE AN)	KONBYEN KÒB ANTOU _____
204	Chabon?	WI 1 NON 2 (ALE NAN LIY APRE AN)	KONBYEN KÒB ANTOU _____
205	Bwa?	WI 1 NON 2 (ALE NAN LIY APRE AN)	KONBYEN KÒB ANTOU _____
206	Balenn/bouji?	WI 1 NON 2 (ALE NAN LIY APRE AN)	KONBYEN KÒB ANTOU _____
207	Gaz pwopann?	WI 1 NON 2 (ALE NAN LIY APRE AN)	KONBYEN KÒB ANTOU _____
208	Tabak?	WI 1 NON 2 (ALE NAN LIY APRE AN)	KONBYEN KÒB ANTOU _____
209	Gazolin, dyezèl	WI 1 NON 2 (ALE NAN LIY APRE AN)	KONBYEN KÒB ANTOU _____
210	Lòt depans pou machin (reparasyon, lwil, eks.)?	WI 1 NON 2 (ALE NAN LIY APRE AN)	KONBYEN KÒB ANTOU _____
211	Transpò (lokal)	WI 1 NON 2 (ALE NAN LIY APRE AN)	KONBYEN KÒB ANTOU _____
212	Transpò (pou ale lwen)	WI 1	KONBYEN KÒB ANTOU
ou. Non 213	Moun kap travay nan kay la (Bòn, gadyen, chofè)?	WI 1 NON 2 (ALE NAN LIY APRE AN)	KONBYEN KÒB ANTOU _____
214	Plezi, espò, lekti?	WI 1 NON 2 (ALE NAN LIY APRE AN) NON 2 (ALE NAN LIY APRE AN)	KONBYEN KOB ANTOU _____ _____
###	Lòt bagay osinon sèvis ki pa dire? Kisa?	WI 1 NON 2 (ALE NAN LIY APRE AN)	KONBYEN KÒB ANTOU _____
###	Lòt bagay osinon sèvis ki pa dire? Kisa?	WI 1 NON 2 (ALE NAN LIY APRE AN)	KONBYEN KÒB ANTOU _____

MODIL H2. BAGAY KI PA DIRE AK SÈVIS YO ACHTE SOUVAN NAN 30 DÈNYE JOU KI SÒTI PASE YO			
NO BAGAY LA	KESYON AK FILT (YON MWA REFERANS)	KATEGORI KÒD YO	KONBYEN KÒB AN GOUD
	Nan 30 dènye JOU ki sòti pase yo, èske nou sèvi osinon achte [PWODUJ] nan kay la:		Konbyen kòb nou peye (konbyen kòb li koute) antou? Gourdes ou Dolars US?
	SÈVIS PIBLIK		
218	Dlo Tiyo ki rantr nan kay la/ lakou kay la	WI 1 NON 2 (ALE NAN LIY APRE AN)	KONBYEN KOB ANTOU _____
219	Dlo fontèn piblik/ dlo rezèvw/ dlo pi/ machann dlo/ dlo achte	WI 1 NON 2 (ALE NAN LIY APRE AN)	KONBYEN KOB ANTOU _____
220	Dlo trete/ dlo nan sache	WI 1 NON 2 (ALE NAN LIY APRE AN)	KONBYEN KOB ANTOU _____
221	Telefòn fiks	WI 1 NON 2 (ALE NAN LIY APRE AN)	KONBYEN KOB ANTOU _____
222	Telefòn selilè	WI 1 NON 2 (ALE NAN LIY APRE AN)	KONBYEN KOB ANTOU _____
223	Elektrisite/ kouran	WI 1 NON 2 (ALE NAN LIY APRE AN)	KONBYEN KOB ANTOU _____
224	Koneksyon entènèt (modèm, sibèkafe)	WI 1 NON 2	KONBYEN KÒB ANTOU _____

NO. BAGAY LA	KESYON AK FILT (REFERANS YON LANE)	KATEGORI KÒD YO	KONBYEN GOUD LI KOUTE
	Nan <u>12 dènye mwa</u> ki sòti pase yo, èkse moun nan kay la sèvi osinon achte youn nan bagay mwen pral site pou w la yo?		Konbyen kòb ou peye (konbyen kòb li koute) antou? Gourdes ou Dolars US?
	RAD AK BAGAY POU KAY LA		
301	Rad pou fi	WI 1 NON 2 (ALE NAN LIY APRE AN)	KONBYEN KÒB ANTOU _____
302	Rad pou gason	WI 1 NON 2 (ALE NAN LIY APRE AN)	KONBYEN KÒB ANTOU _____
303	Rad pou timoun	WI 1 NON 2 (ALE NAN LIY APRE AN)	KONBYEN KÒB ANTOU _____
304	Soulye/ sandal pou fi	WI 1 NON 2 (ALE NAN LIY APRE AN)	KONBYEN KÒB ANTOU _____
305	Soulye/ sandal pou gason	WI 1 NON 2 (ALE NAN LIY APRE AN)	KONBYEN KÒB ANTOU _____
306	Soulye/ sandal pou timoun	WI 1 NON 2 (ALE NAN LIY APRE AN)	KONBYEN KÒB ANTOU _____
307	Twal	WI 1 NON 2 (ALE NAN LIY APRE AN)	KONBYEN KÒB ANTOU _____
308	Koutiryè/Tayè	WI 1 NON 2 (ALE NAN LIY APRE AN)	KONBYEN KÒB ANTOU _____
309	Ti bagay pou kay la	WI 1 NON 2 (ALE NAN LIY APRE AN)	KONBYEN KÒB ANTOU _____
	SANTE AK SWEN LASANTE		
310	Konsiltasyon	WI 1 NON 2 (ALE NAN LIY APRE AN)	KONBYEN KÒB ANTOU _____
311	Medikaman ak remèd doktè fèy	WI 1 NON 2 (ALE NAN LIY APRE AN)	KONBYEN KÒB ANTOU _____
312 ou. Non	Kabann lopital	WI 1 NON 2 (ALE NAN LIY APRE AN)	KONBYEN KÒB ANTOU _____
313	Egzamen ak swen lasante	WI 1 NON 2 (ALE NAN LIY APRE AN)	KONBYEN KÒB ANTOU _____
###	Materyèl pou tretman	WI 1 NON 2 (ALE NAN LIY APRE AN)	KONBYEN KÒB ANTOU _____

NO. BAGAY LA	KESYON AK FILT (REFERANS YON LANE)	KATEGORI KÒD YO	KONBYEN GOUD LI KOUTE
	Nan <u>12 dènye mwa</u> ki sòti pase yo, èkse moun nan kay la sèvi osinon achte youn nan bagay mwen pral site pou w la yo?		Konbyen kòb ou peye (konbyen kòb li koute) antou? Gourdes ou Dolars US?
	DEPANS POU EDIKASYON		
316	Frè lekòl (frè enskripsyon)	WI 1 NON 2 (ALE NAN LIY APRE AN)	KONBYEN KÒB ANTOU _____
317	Liv ak lòt materyèl lekòl	WI 1 NON 2 (ALE NAN LIY APRE AN)	KONBYEN KÒB ANTOU _____
318	Frè transpò lekòl	WI 1 NON 2 (ALE NAN LIY APRE AN)	KONBYEN KÒB ANTOU _____
319	Inifòm lekòl, soulye ak lòt rad pou lekòl	WI 1 NON 2 (ALE NAN LIY APRE AN)	KONBYEN KÒB ANTOU _____
320	Lòt depans pou edikasyon (tankou leson, kou anglè...)	WI 1 NON 2 (ALE NAN LIY APRE AN)	KONBYEN KÒB ANTOU _____
	DEPANS ESPESYAL		
321	Depans pou konstriksyon/ reparasyon kay	WI 1 NON 2 (ALE NAN LIY APRE AN)	KONBYEN KÒB ANTOU _____
322	Seremoni tankou batèm, maryaj, lantèman, eks.	WI 1 NON 2 (ALE NAN LIY APRE AN)	KONBYEN KÒB ANTOU _____
323	Fèt	WI 1 NON 2 (ALE NAN LIY APRE AN)	KONBYEN KÒB ANTOU _____
324	Taks, amann, taks pou kontravansyon	WI 1 NON 2 (ALE NAN LIY APRE AN)	KONBYEN KÒB ANTOU _____
325	Bijou nou achte ak bijou nou fè chanjman ladan yo, kolye, chenn, braslè eks.	WI 1 NON 2 (ALE NAN LIY APRE AN)	KONBYEN KÒB ANTOU _____
326	Mèb pou kay la ak ekipman kap dire lontan (salon, bifèt, etajè pou liv, frijidè, mèb kizin, videyo, televizyon)	WI 1 NON 2 (ALE NAN LIY APRE AN)	KONBYEN KÒB ANTOU _____
327	Vwati nou achte (machin, moto, bisiklèt eks.)	WI 1 NON 2 (ALE NAN LIY APRE AN)	KONBYEN KÒB ANTOU _____
328	Lòt depans, kisa? LIS DEPANS YO _____	WI 1 NON 2 (ALE NAN LIY APRE AN)	KONBYEN KÒB ANTOU _____
329	Lòt depans, kisa? LIS DEPANS YO _____	WI 1 NON 2 (PWOCHEN BAGAY LA)	KONBYEN KÒB ANTOU _____
330	Lòt depans, kisa? LIS DEPANS YO _____	WI 1 NON 2 (ALE NAN LIY APRE AN)	KONBYEN KÒB ANTOU _____

MODIL H4. DEPANS POU KAY			
NO.	KESYON AK FILT	KATEGORI KÒD	ALE NAN
401	Èske w se mèt kay sa a osinon èske wap achte kay sa a, èske se travay la ki ba w kay sa a, èske w gen kay la gratis, osinon èske w lwe kay sa a?	MÈT KAY LA 01 MAP ACHTE KAY LA 02 KAY TRAVAY LA 03 GRATIS, OTORIZE 04 GRATIS, PA OTORIZE 05 LWE 06 LÒT 96 (DI KISA) PA KONNEN/PA REPONN PA APLIKAB 98	→ 404 → 404 → 404 → 405 → 404 → H5
402	Si w tap <u>vann kay sa a jodi a</u> , konbyen kòb wap resevwa pou li? GOURDES ou DOLARS US PA KONNEN/PA REPONN/ PA APLIKAB 98	
403	Sa fè konbyen ane depi kay sa a te bati? Konbyen ane li genyen?	ANE. <input type="text"/> <input type="text"/> PA KONNEN 98	
404	Si w tap <u>lwe kay sa a jodi a</u> , konbyen kòb ou tap resevwa pou lwaye a? GOURDES ou DOLARS US JOU 1 SEMÈN 2 MWA 3 ANE 4 P/ PA KONNEN/PA REPONN PA APLIKAB 8	→ H5 → H5 → H5 → H5 → H5
405	Konbyen kòb ou lwe kay sa a? GOURDES ou DOLARS US JOU 1 SEMÈN 2 MWA 3 ANE 4 PA KONNEN/PA REPONN PA APLIKAB 8	

MODIL H5. VALÈ BYEN YO								
KÒD BAGAY LA	PWODUI YO	WI = 1 NON = 2	KANTITE INITE POU CHAK BAGAY	LAJ GABAY YO	PRI OU TE ACHTE-L		PRI SI LI VANN LI	
	Èske gen [BAGAY] nan kay la? SÈKLE 1 (WI) OSINON 2 (NON) NAN KOLÒN SA YO. SI REPONS LA SE "NON" POZE KESYON POU BAGAY KI APRE A.		Konbyen [BAGAY] ou genyen? (Konbyen tan [BAGAY] sa genyen? SI GEN PLIS PASE YON BAGAY, PRAN MWAYÈN LAJ LA	Konbyen kòb [BAGAY] sa yo te koute w lè w te achte yo? SI GEN PLIS PASE YON BAGAY, PRAN VALÈ MWAYÈN NAN	Si w ta vle vann [BAGAY] sa yo, konbyen kòb ou tap resevwa pou yo? SI GEN PLIS PASE YON BAGAY, PRAN VALÈ MWAYÈN NAN		
H5.1	H5.2		H5.3	H5.4	H5.5	Gourdes ou Dolars US?	H5.6	Gourdes ou Dolars US?
	BAGAY YO	Wi Non	KONBYEN BAGAY	KONBYEN LANE	GOURDES		GOURDES	
01	Fou (elektrik/gaz)?	1 2						
02	Recho (Chabon/bwa)	1 2						
03	Chofaj	1 2						
04	Televizyon	1 2						
05	Radyo	1 2						
06	Sistèm estereyo	1 2						
07	Telefòn selilè?	1 2						
08	Telefòn fiks?	1 2						
09	Frijidè/Frizè	1 2						
10	Dèlko	1 2						
11	Invètè/Batri	1 2						
12	Òdinatè?	1 2						
13	Koneksyon entènèt?	1 2						

MODIL H5. VALÈ BYEN YO								
KÒD BAGAY LA	PWODUI YO	WI = 1 NON = 2	KANTITE INITE POU CHAK BAGAY	LAJ GABAY YO	PRI OU TE ACHTE-L		PRI SI LI VANN LI	
	Èske gen [BAGAY] nan kay la? SÈKLE 1 (WI) OSINON 2 (NON) NAN KOLÒN SA YO. SI REPONS LA SE "NON" POZE KESYON POU BAGAY KI APRE A.		Konbyen [BAGAY] ou genyen? (Konbyen tan [BAGAY] sa genyen? SI GEN PLIS PASE YON BAGAY, PRAN MWAYÈN LAJ LA	Konbyen kòb [BAGAY] sa yo te koute w lè w te achte yo? SI GEN PLIS PASE YON BAGAY, PRAN VALÈ MWAYÈN NAN		SI w ta vle vann [BAGAY] sa yo, konbyen kòb ou tap resevwa pou yo? SI GEN PLIS PASE YON BAGAY, PRAN VALÈ MWAYÈN NAN	
H5.1	H5.2		H5.3	H5.4	H5.5		H5.6	
	BAGAY YO	Wi Non	KONBYEN BAGAY	KONBYEN LANE	GOURDES	Gourdes ou Dolars US?	GOURDES	Gourdes ou Dolars US?
14	Vantilatè	1 2						
15	Bisiklèt	1 2						
16	Motosiklèt	1 2						
17	Machin, kamyon	1 2						
18	Machin akoud	1 2						
19	Ekipman agrikòl	1 2						
20	Mèb/ kabann/ sofa/ tab	1 2						
21	Lòt bagay, kisa? _____	1 2						
22	Lòt bagay, kisa? _____	1 2						
23	Lòt bagay, kisa? _____	1 2						
H5.7 MAKE KI LÈ MODIL LA FINI		LÈ	<input type="text"/>	MINIT	<input type="text"/>	<input type="text"/>	<input type="text"/>	<input type="text"/>

OBSÈVASYON ANKETÈ A

POU NOU RANMPLI APRE NOU FINI PALE A

KÒMANTÈ SOU MOUN KI REPONN NAN:

KÒMANTÈ SOU KESYON ESPESYAL YO:

NENPÒT LÒT KÒMANTÈ:

OBSÈVASYON SIPÈVIZÈ A

NON SIPÈVIZÈ A: _____ DAT: _____

OBSÈVASYON EDITÈ A

NON EDITÈ A: _____ DAT: _____
8 REPLACE

Round 2 Questionnaire

Round 2 Questionnaire

Questionnaire_SO2_final_23022021

IFOS / Tulane University
Enquête des programmes USAID FFP (SO2)

Module A. Identification and Informed Consent

A01. HOUSEHOLD NUMBER (HH)

-

A02. LOCALITY NAME

A04. DEPARTMENT (CIRCLE ONE)

ARTIBONITE

NORD-OUEST

A03. COMMUNE CODE (SEE LIST)

A05. DATE

yyyy-mm-dd

A.06. INTERVIEWER

Telcius Eddy

Verty Madoché

Victor Nickenson

Vacie Joseph Metayer

Fabre H. Carlile

1. Who is the main adult (15 years or older) decision-maker in the household?

2. ARE THERE ADDITIONAL ELIGIBLE HOUSEHOLD MEMBERS TO RESPOND QUESTIONS?

YES

NO

3. WHAT'S HIS/HER NAME?

HELLO. MY NAME IS __. I AM WORKING WITH IFOS/TULANE UNIVERSITY. WE ARE CONDUCTING A SURVEY TO LEARN ABOUT FOOD SECURITY, FOOD CONSUMPTION, NUTRITION AND WELLBEING OF HOUSEHOLDS IN HAITI. YOUR HOUSEHOLD WAS SELECTED FOR THE SURVEY. I WOULD LIKE TO ASK YOU SOME QUESTIONS ABOUT YOUR HOUSEHOLD. THE QUESTIONS USUALLY TAKE ABOUT ONE HOUR. WE CAN RETURN TOMORROW IF YOU DON'T HAVE TIME TO FINISH ALL THE QUESTIONS TODAY. ALL OF THE ANSWERS YOU GIVE WILL BE CONFIDENTIAL AND WILL NOT BE SHARED WITH ANYONE OTHER THAN MEMBERS OF OUR SURVEY TEAM. YOU DON'T HAVE TO BE IN THE SURVEY, BUT WE HOPE YOU WILL AGREE TO ANSWER THE QUESTIONS SINCE YOUR VIEWS ARE IMPORTANT. IF I ASK YOU ANY QUESTION YOU DON'T WANT TO ANSWER, JUST LET ME KNOW AND I WILL GO ON TO THE NEXT QUESTION OR YOU CAN STOP THE INTERVIEW AT ANY TIME. IN CASE YOU NEED MORE INFORMATION ABOUT THE SURVEY, WE ARE WILLING TO ANSWER ANY QUESTIONS NOW, OR AT THE END THE INTERVIEW.

Do you have any questions about the study or about your participation?

, do you agree to participate in the survey?

YES

NO

, do you agree to participate in the survey?

YES

NO

My signature a rms that I have read the verbal informed consent statement to the respondent(s), and I have answered any questions asked about the study. The respondent consented to the interview.

MODULE B. HOUSEHOLD ROSTER

1) How many person who lives here? For our purposes today, members of a household are adults or children that live together and eat from the "same pot". It should include anyone who has lived in your house for 6 of the last 12 months, but it does not include anyone who lives here but eats separately.

List all members' name to your notebook

2A) Just to make sure that I have a complete listing: are there any other persons such as small children or infants that we have not listed?

- YES
 NO

2B) Are there any other people who may not be members of your family, such as domestic servants, lodgers, or friends who usually live here?

- YES
 NO

2C) Does anyone else live here even if they are not at home now? INCLUDE CHILDREN IN SCHOOL OR HOUSEHOLD MEMBERS AT WORK OR MIGRATED.

- YES
 NO

Change the number of members in the question 1 above and assure that your list have all the persons living in the household

Now, I will record informations about each household members. Let's begin with the head of household

Module C. Food Access

Now I would like to ask you about the types of foods that you or the majority of household members ate during the past 7 days. I will read each of the food items and then ask you a few questions about each item.

C03.1 How many days did you eat Ble/farin ble during the past 7 days outside your home?

- 1 day
 2 days
 3 days
 4 days
 5 days
 6 days
 7 days
 Not consumed

C03.2 What was the primary source from which Ble/farin ble was obtained?

- 1= Achat
- 2= Production propre
- 3= Echangé contre biens/troc
- 4= Emprunté
- 5= Aide alimentaire
- 6= Recu en cadeau
- 7= Transfert en nature (haiti, etranger)
- 8= Pas d'autres source

C03.3 Did you or a member of your household eat Ble/farin ble inside your home yesterday?

- YES
- NO

C04.1 How many days did you eat Grenn mayi, mayi moulen during the past 7 days outside your home?

- 1 day
- 2 days
- 3 days
- 4 days
- 5 days
- 6 days
- 7 days
- Not consumed

C04.2 What was the primary source from which Grenn mayi, mayi moulen was obtained?

- 1= Achat
- 2= Production propre
- 3= Echangé contre biens/troc
- 4= Emprunté
- 5= Aide alimentaire
- 6= Recu en cadeau
- 7= Transfert en nature (haiti, etranger)
- 8= Pas d'autres source

C04.3 Did you or a member of your household eat Grenn mayi, mayi moulen inside your home yesterday?

- YES
- NO

C05.1 How many days did you eat Diri during the past 7 days outside your home?

- 1 day
- 2 days
- 3 days
- 4 days
- 5 days
- 6 days
- 7 days
- Not consumed

C05.2 What was the primary source from which Diri was obtained?

- 1= Achat
- 2= Production propre
- 3= Echangé contre biens/troc
- 4= Emprunté
- 5= Aide alimentaire
- 6= Recu en cadeau
- 7= Transfert en nature (haiti, etranger)
- 8= Pas d'autres source

C05.3 Did you or a member of your household eat Diri inside your home yesterday?

- YES
- NO

C06.1 How many days did you eat Pitimi during the past 7 days outside your home?

- 1 day
- 2 days
- 3 days
- 4 days
- 5 days
- 6 days
- 7 days
- Not consumed

C06.2 What was the primary source from which Pitimi was obtained?

- 1= Achat
- 2= Production propre
- 3= Echangé contre biens/troc
- 4= Emprunté
- 5= Aide alimentaire
- 6= Recu en cadeau
- 7= Transfert en nature (haiti, etranger)
- 8= Pas d'autres source

C06.3 Did you or a member of your household eat Pitimi inside your home yesterday?

- YES
- NO

C07.1 How many days did you eat Manyòk/kasav during the past 7 days outside your home?

- 1 day
- 2 days
- 3 days
- 4 days
- 5 days
- 6 days
- 7 days
- Not consumed

C07.2 What was the primary source from which Manyòk/kasav was obtained?

- 1= Achat
- 2= Production propre
- 3= Echangé contre biens/troc
- 4= Emprunté
- 5= Aide alimentaire
- 6= Recu en cadeau
- 7= Transfert en nature (haiti, etranger)
- 8= Pas d'autres source

C07.3 Did you or a member of your household eat Manyòk/kasav inside your home yesterday?

- YES
- NO

C08.1 How many days did you eat Pòmdetè, patat, yanm during the past 7 days outside your home?

- 1 day
- 2 days
- 3 days
- 4 days
- 5 days
- 6 days
- 7 days
- Not consumed

C08.2 What was the primary source from which Pòmdetè, patat, yanm was obtained?

- 1= Achat
- 2= Production propre
- 3= Echangé contre biens/troc
- 4= Emprunté
- 5= Aide alimentaire
- 6= Recu en cadeau
- 7= Transfert en nature (haiti, etranger)
- 8= Pas d'autres source

C08.3 Did you or a member of your household eat Pòmdetè, patat, yanm inside your home yesterday?

- YES
- NO

C09.1 How many days did you eat Bannann during the past 7 days outside your home?

- 1 day
- 2 days
- 3 days
- 4 days
- 5 days
- 6 days
- 7 days
- Not consumed

C09.2 What was the primary source from which Bannann was obtained?

- 1= Achat
- 2= Production propre
- 3= Echangé contre biens/troc
- 4= Emprunté
- 5= Aide alimentaire
- 6= Recu en cadeau
- 7= Transfert en nature (haiti, etranger)
- 8= Pas d'autres source

C09.3 Did you or a member of your household eat Bannann inside your home yesterday?

- YES
- NO

C10.1 How many days did you eat Labapen/lam during the past 7 days outside your home?

- 1 day
- 2 days
- 3 days
- 4 days
- 5 days
- 6 days
- 7 days
- Not consumed

C10.2 What was the primary source from which Labapen/lam was obtained?

- 1= Achat
- 2= Production propre
- 3= Echangé contre biens/troc
- 4= Emprunté
- 5= Aide alimentaire
- 6= Recu en cadeau
- 7= Transfert en nature (haiti, etranger)
- 8= Pas d'autres source

C10.3 Did you or a member of your household eat Labapen/lam inside your home yesterday?

- YES
- NO

C11.1 How many days did you eat Espageti/ Makaroni during the past 7 days outside your home?

- 1 day
- 2 days
- 3 days
- 4 days
- 5 days
- 6 days
- 7 days
- Not consumed

C11.2 What was the primary source from which Espageti/ Makaroni was obtained?

- 1= Achat
- 2= Production propre
- 3= Echangé contre biens/troc
- 4= Emprunté
- 5= Aide alimentaire
- 6= Recu en cadeau
- 7= Transfert en nature (haiti, etranger)
- 8= Pas d'autres source

C11.3 Did you or a member of your household eat Espageti/ Makaroni inside your home yesterday?

- YES
- NO

C12.1 How many days did you eat Pen, benyen kanaval, biskwit during the past 7 days outside your home?

- 1 day
- 2 days
- 3 days
- 4 days
- 5 days
- 6 days
- 7 days
- Not consumed

C12.2 What was the primary source from which Pen, benyen kanaval, biskwit was obtained?

- 1= Achat
- 2= Production propre
- 3= Echangé contre biens/troc
- 4= Emprunté
- 5= Aide alimentaire
- 6= Recu en cadeau
- 7= Transfert en nature (haiti, etranger)
- 8= Pas d'autres source

C12.3 Did you or a member of your household eat Pen, benyen kanaval, biskwit inside your home yesterday?

- YES
- NO

C13.1 How many days did you eat Pwa, pwa vèt during the past 7 days outside your home?

- 1 day
- 2 days
- 3 days
- 4 days
- 5 days
- 6 days
- 7 days
- Not consumed

C13.2 What was the primary source from which Pwa, pwa vèt was obtained?

- 1= Achat
- 2= Production propre
- 3= Echangé contre biens/troc
- 4= Emprunté
- 5= Aide alimentaire
- 6= Recu en cadeau
- 7= Transfert en nature (haiti, etranger)
- 8= Pas d'autres source

C13.3 Did you or a member of your household eat Pwa, pwa vèt inside your home yesterday?

- YES
- NO

C14.1 How many days did you eat Fwi, fig mi during the past 7 days outside your home?

- 1 day
- 2 days
- 3 days
- 4 days
- 5 days
- 6 days
- 7 days
- Not consumed

C14.2 What was the primary source from which Fwi, fig mi was obtained?

- 1= Achat
- 2= Production propre
- 3= Echangé contre biens/troc
- 4= Emprunté
- 5= Aide alimentaire
- 6= Recu en cadeau
- 7= Transfert en nature (haiti, etranger)
- 8= Pas d'autres source

C14.3 Did you or a member of your household eat Fwi, fig mi inside your home yesterday?

- YES
- NO

C15.1 How many days did you eat Vyann wouj, fwa di, fwa mou, wonyon/grenn vant, kè during the past 7 days outside your home?

- 1 day
- 2 days
- 3 days
- 4 days
- 5 days
- 6 days
- 7 days
- Not consumed

C15.2 What was the primary source from which Vyann wouj, fwa di, fwa mou, wonyon/grenn vant, kè was obtained?

- 1= Achat
- 2= Production propre
- 3= Echangé contre biens/troc
- 4= Emprunté
- 5= Aide alimentaire
- 6= Recu en cadeau
- 7= Transfert en nature (haiti, etranger)
- 8= Pas d'autres source

C15.3 Did you or a member of your household eat Vyann wouj, fwa di, fwa mou, wonyon/grenn vant, kè inside your home yesterday?

- YES
- NO

C16.1 How many days did you eat Poul, kodenn, pentad during the past 7 days outside your home?

- 1 day
- 2 days
- 3 days
- 4 days
- 5 days
- 6 days
- 7 days
- Not consumed

C16.2 What was the primary source from which Poul, kodenn, pentad was obtained?

- 1= Achat
- 2= Production propre
- 3= Echangé contre biens/troc
- 4= Emprunté
- 5= Aide alimentaire
- 6= Recu en cadeau
- 7= Transfert en nature (haiti, etranger)
- 8= Pas d'autres source

C16.3 Did you or a member of your household eat Poul, kodenn, pentad inside your home yesterday?

- YES
- NO

C17.1 How many days did you eat Ze during the past 7 days outside your home?

- 1 day
- 2 days
- 3 days
- 4 days
- 5 days
- 6 days
- 7 days
- Not consumed

C17.2 What was the primary source from which Ze was obtained?

- 1= Achat
- 2= Production propre
- 3= Echangé contre biens/troc
- 4= Emprunté
- 5= Aide alimentaire
- 6= Recu en cadeau
- 7= Transfert en nature (haiti, etranger)
- 8= Pas d'autres source

C17.3 Did you or a member of your household eat Ze inside your home yesterday?

- YES
- NO

C18.1 How many days did you eat Pwason (haransò, lanmori, bèt lanmè) during the past 7 days outside your home?

- 1 day
- 2 days
- 3 days
- 4 days
- 5 days
- 6 days
- 7 days
- Not consumed

C18.2 What was the primary source from which Pwason (haransò, lanmori, bèt lanmè) was obtained?

- 1= Achat
- 2= Production propre
- 3= Echangé contre biens/troc
- 4= Emprunté
- 5= Aide alimentaire
- 6= Recu en cadeau
- 7= Transfert en nature (haiti, etranger)
- 8= Pas d'autres source

C18.3 Did you or a member of your household eat Pwason (haransò, lanmori, bèt lanmè) inside your home yesterday?

- YES
- NO

C19.1 How many days did you eat Lèt, fwomaj, yogout/lèt kaye during the past 7 days outside your home?

- 1 day
- 2 days
- 3 days
- 4 days
- 5 days
- 6 days
- 7 days
- Not consumed

C19.2 What was the primary source from which Lèt, fwomaj, yogout/lèt kaye was obtained?

- 1= Achat
- 2= Production propre
- 3= Echangé contre biens/troc
- 4= Emprunté
- 5= Aide alimentaire
- 6= Recu en cadeau
- 7= Transfert en nature (haiti, etranger)
- 8= Pas d'autres source

C19.3 Did you or a member of your household eat Lèt, fwomaj, yogout/lèt kaye inside your home yesterday?

- YES
- NO

C20.1 How many days did you eat Sik, myèl, konfiti during the past 7 days outside your home?

- 1 day
- 2 days
- 3 days
- 4 days
- 5 days
- 6 days
- 7 days
- Not consumed

C20.2 What was the primary source from which Sik, myèl, konfiti was obtained?

- 1= Achat
- 2= Production propre
- 3= Echangé contre biens/troc
- 4= Emprunté
- 5= Aide alimentaire
- 6= Recu en cadeau
- 7= Transfert en nature (haiti, etranger)
- 8= Pas d'autres source

C20.3 Did you or a member of your household eat Sik, myèl, konfiti inside your home yesterday?

- YES
- NO

C21.1 How many days did you eat Lwil, grès, kokoye during the past 7 days outside your home?

- 1 day
- 2 days
- 3 days
- 4 days
- 5 days
- 6 days
- 7 days
- Not consumed

C21.2 What was the primary source from which Lwil, grès, kokoye was obtained?

- 1= Achat
- 2= Production propre
- 3= Echangé contre biens/troc
- 4= Emprunté
- 5= Aide alimentaire
- 6= Recu en cadeau
- 7= Transfert en nature (haiti, etranger)
- 8= Pas d'autres source

C21.3 Did you or a member of your household eat Lwil, grès, kokoye inside your home yesterday?

- YES
- NO

C22.1 How many days did you eat Pistach, nwa, manba during the past 7 days outside your home?

- 1 day
- 2 days
- 3 days
- 4 days
- 5 days
- 6 days
- 7 days
- Not consumed

C22.2 What was the primary source from which Pistach, nwa, manba was obtained?

- 1= Achat
- 2= Production propre
- 3= Echangé contre biens/troc
- 4= Emprunté
- 5= Aide alimentaire
- 6= Recu en cadeau
- 7= Transfert en nature (haiti, etranger)
- 8= Pas d'autres source

C22.3 Did you or a member of your household eat Pistach, nwa, manba inside your home yesterday?

- YES
- NO

C23.1 How many days did you eat Chokola, kakawo during the past 7 days outside your home?

- 1 day
- 2 days
- 3 days
- 4 days
- 5 days
- 6 days
- 7 days
- Not consumed

C23.2 What was the primary source from which Chokola, kakawo was obtained?

- 1= Achat
- 2= Production propre
- 3= Echangé contre biens/troc
- 4= Emprunté
- 5= Aide alimentaire
- 6= Recu en cadeau
- 7= Transfert en nature (haiti, etranger)
- 8= Pas d'autres source

C23.3 Did you or a member of your household eat Chokola, kakawo inside your home yesterday?

- YES
- NO

C24.1 How many days did you eat Melanj Farin mayi ak soja / Farin pòmdetè during the past 7 days outside your home?

- 1 day
- 2 days
- 3 days
- 4 days
- 5 days
- 6 days
- 7 days
- Not consumed

C24.2 What was the primary source from which Melanj Farin mayi ak soja / Farin pòmdetè was obtained?

- 1= Achat
- 2= Production propre
- 3= Echangé contre biens/troc
- 4= Emprunté
- 5= Aide alimentaire
- 6= Recu en cadeau
- 7= Transfert en nature (haiti, etranger)
- 8= Pas d'autres source

C24.3 Did you or a member of your household eat Melanj Farin mayi ak soja / Farin pòmdetè inside your home yesterday?

- YES
 NO

C25.1 How many days did you eat Legim, Fèy, Joumou during the past 7 days outside your home?

- 1 day
 2 days
 3 days
 4 days
 5 days
 6 days
 7 days
 Not consumed

C25.2 What was the primary source from which Legim, Fèy, Joumou was obtained?

- 1= Achat
 2= Production propre
 3= Echangé contre biens/troc
 4= Emprunté
 5= Aide alimentaire
 6= Recu en cadeau
 7= Transfert en nature (haiti, etranger)
 8= Pas d'autres source

C25.3 Did you or a member of your household eat Legim, Fèy, Joumou inside your home yesterday?

- YES
 NO

C25.a Did you or a member of your household eat Epis, kafé, té, ji, magi, sel, pwav, jiwòf, eks. inside your home yesterday?

- YES
 NO

C26. Was yesterday an unusual or special day (Festival, Funeral, etc.) or were most household members absent?

- YES
 NO

C27. In the past [4 WEEKS/30DAYS] was there ever no food to eat of any kind in your house because of lack of resources to get food?

- YES
- NO

C28. How often did this happen in the past [4 WEEKS/30 DAYS]?

- RARELY (1-2 TIMES)
- SOMETIMES (3-10 TIMES)
- OFTEN (MORE THAN 10)

C29. In the past [4 WEEKS/30 DAYS] did you or any household member go to sleep at night hungry because there was not enough food?

- YES
- NO

C30. How often did this happen in the past [4 WEEKS/30 DAYS]?

- RARELY (1-2 TIMES)
- SOMETIMES (3-10 TIMES)
- OFTEN (MORE THAN 10)

C31. In the past [4 WEEKS/30 DAYS] did you or any household member go a whole day and night without eating anything at all because there was not enough food?

- YES
- NO

C32. How often did this happen in the past [4 WEEKS/30 DAYS]?

- RARELY (1-2 TIMES)
- SOMETIMES (3-10 TIMES)
- OFTEN (MORE THAN 10)

C33. Did you or any household member receive any of the following types of assistance during the past 12 months?

READ EACH RESPONSE AND CIRCLE ALL THAT APPLY.

- Cash for work
- Cash for food
- Cash voucher
- Food voucher
- Food aid
- School feeding
- Other specify
- No assistance received

C33a. Specify Other assistance received

Module D . Activities that allow the household to make money**D1. What main activity people in the house have been doing to generate money for the last 12 months? (don't read the answers)**

- garden
- breeding
- fishing, hunting
- mason, carpenter
- craft
- salt production
- trade
- beggar
- service (hotel, restaurant, transport, repairs, hairdressing, education, health)
- sell coal, sell wood
- diaspora transfert
- Annuity (hous leasing)
- no other sources
- other source

D1a. Specify Other activities

D2. What kind activity people in the house have been doing to generate money for the last 12 months? (don't read the answers)

- Doesn't work
- small-time
- Employee (monthly /weekly wage earner)
- Self-employee
- Don't know/No answer

D3. What is the second most important activity people in the house have been doing to generate money for the last 12 months? (don't read the answers)

- garden
- breeding
- fishing, hunting
- mason, carpenter
- craft
- salt production
- trade
- beggar
- service (hotel, restaurant, transport, repairs, hairdressing, education, health)
- sell coal, sell wood
- diaspora transfert
- Annuity (hous leasing)
- no other sources
- other source

D4. Specify Other 2nd activities

D5. What kind (2nd most important activity) people in the house have been doing to generate money for the last 12 months? (don't read the answers)

- Doesn't work
- small-time
- Employee (monthly /weekly wage earner)
- Self-employee
- Don't know/No answer

D6. What is the third most important activity people in the house have been doing to generate money for the last 12 months? (don't read the answers)

- garden
- breeding
- fishing, hunting
- mason, carpenter
- craft
- salt production
- trade
- beggar
- service (hotel, restaurant, transport, repairs, hairdressing, education, health)
- sell coal, sell wood
- diaspora transfert
- Annuity (hous leasing)
- no other sources
- other source

D7. Specify Other 3rd activities

D8. What kind (3rd most important activity) people in the house have been doing to generate money for the last 12 months? (don't read the answers)

- Doesn't work
- small-time
- Employee (monthly /weekly wage earner)
- Self-employee
- Don't know/No answer

Module D . Activities that allow the household to make money

D11. What main activity people in the house have been doing to generate money in the year 2019? (don't read the answers)

- garden
- breeding
- fishing, hunting
- mason, carpenter
- craft
- salt production
- trade
- beggar
- service (hotel, restaurant, transport, repairs, hairdressing, education, health)
- sell coal, sell wood
- diaspora transfert
- Annuity (hous leasing)
- no other sources
- other source

D12a. Specify Other activities

D13. What kind activity people in the house have been doing to generate money in the year 2019? (don't read the answers)

- Doesn't work
- small-time
- Employee (monthly /weekly wage earner)
- Self-employee
- Don't know/No answer

D14. What is the second most important activity people in the house have been doing to generate money in the year 2019? (don't read the answers)

- garden
- breeding
- fishing, hunting
- mason, carpenter
- craft
- salt production
- trade
- beggar
- service (hotel, restaurant, transport, repairs, hairdressing, education, health)
- sell coal, sell wood
- diaspora transfert
- Annuity (hous leasing)
- no other sources
- other source

D15. Specify Other 2nd activities

D16. What kind (2nd most important activity) people in the house have been doing to generate money in the year 2019? (don't read the answers)

- Doesn't work
- small-time
- Employee (monthly /weekly wage earner)
- Self-employee
- Don't know/No answer

D17. What is the third most important activity people in the house have been doing to generate money in the year 2019? (don't read the answers)

- garden
- breeding
- fishing, hunting
- mason, carpenter
- craft
- salt production
- trade
- beggar
- service (hotel, restaurant, transport, repairs, hairdressing, education, health)
- sell coal, sell wood
- diaspora transfert
- Annuity (hous leasing)
- no other sources
- other source

D18. Specify Other 3rd activities

D19. What kind (3rd most important activity) people in the house have been doing to generate money in the year 2014? (don't read the answers)

- Doesn't work
- small-time
- Employee (monthly /weekly wage earner)
- Self-employee
- Don't know/No answer

Module D1. Water and Irrigation

D.1.1 What is the main method of supplying water to the household?

- Private tap/DIMEPA
- Public fountain
- Artesian well/drilling
- Protected well
- Protected water source
- Rainwater
- Kiosk (seller of treated water)
- Treated water (Truck, bottle, bag, basin, gallon)
- Unprotected well
- unprotected water source
- Untreated water (Truck, bottle, sachet, basin, gallon, etc.)
- Surface water (river, lake, pond, dam)
- Other (Specify)

Other (Specify)

D.1.2 Where is the drinking water source located?

- In own home
- in own yard/plot
- Elsewhere

D.1.3 How long does it take to go to the water source and return home?

(999= don't know)

D.1.4 Has your household practiced agriculture in the past year?

- YES
- NO
- DON' T KNOW
- REFUSE

D1.5 What is the main mode of irrigation?

- Non-irrigated (rain only)
- Mechanics
- Hand pump
- Canal (gutter)
- Water transported by hand
- Other (specify _____)

Other (Specify)

Module D2. Savings and Credit

D2.1 What are the main sources of credit available to the household?

- 1. Friends, family
- 2. Local dealer
- 3. Usurer (ponya)
- 4. Bric-à-brac
- 5. Sale of standing production
- 6. Cooperatives
- 7. Caisses populaires
- 8. Bank
- 9. Tontine
- 10. Other
- 11. Nothing

Other (SPECIFY)

D2.2 Has your household applied for credit in the last 12 months?

- YES
- NO

D2.3 Did your household receive the credit?

- YES
- NO

D2.4 If yes, what type of credit did your household receive? (check all sources mentioned, recall forms of credit)

- 1. Friends, family
- 2. Local dealer
- 3. Usurer (ponya)
- 4. Bric-à-brac
- 5. Sale of standing production
- 6. Cooperatives
- 7. Caisses populaires
- 8. Bank
- 9. Tontine
- 10. Other

D2.5 Does your household have any savings?

- YES
- NO

D2.6 Has your household been able to save in the last 12 months?

- 1. Yes
- 2. No, revenues exactly cover expenses
- 3. No, obliged to draw on previous savings
- 4. No, obliged to go into debt

D2.7 If yes, in what form did your household save?

- 1. Tontine (ground, strap, sabotay, VSLA)
- 2. Cooperative
- 3. Credit union
- 4. Bank
- 5. Mon cash
- 6. Purchase of livestock/livestock
- 7. cash kept at home
- 8. Other forms

Other (SPECIFY)

Module E1. Shocks-General

Module E. Experienced Vulnerability

7.2.1 In the last 12 months, has your household had any difficulties or problems that have affected your ability to earn a living, produce or buy food, or that have depleted your savings or property? If so, which ones? (Do not read out; check all that apply)

- Death of one member who provided resources to the household
- Responsibility for new household members
- Epidemic (specify)
- Increase in the cost of basic foods
- Scarcity of food basic items at markets
- Cattle disease
- Crop disease
- Increase in the price of seeds
- Increase in the price of fertilizer
- Declining price for agricultural products
- Breakdown of equipment or tools
- Loss of employment or business bankruptcy
- Decrease in some of the household members' salary/income
- Decrease in demand
- Hurricanes, floods
- Drought
- Irregular rains
- Interruption of remittance transfers from parents or friends
- Insecurity (robbery, kidnapping)
- Other
- Credit loss

EPIDEMIC (Specify)

Other (SPECIFY)

7.2.2 How did the household compensate for or resolve these problems

- Sale of available agricultural and seed stocks
- Reduction of food quantity/number of meals
- Reduction of food quality/number of meals
- Purchasing food on credit
- Food-for-Work
- Eat early harvest
- Eat wild foods
- Eat seeds
- Use available cash savings
- Food transfers from households living in Haiti
- Food transfer from households living abroad
- Money transfers from households in Haiti
- Money transfers from households living abroad
- Pawn household objects
- Sell cattle
- Sell basic tools and equipment
- Sell plots of land
- Mortgage plots of land
- Pawn basic tools and equipment that can generate revenue
- Sell equipment and tools that can generate revenue
- Loans from family and friends
- Loans from lenders/merchants
- Reduction of household costs
- Withdrawal of children from school
- Place children as domestic workers
- Cut trees/ Produce charcoal
- Collection and sale of natural resources
- Temporary work
- Emigration abroad to look for work
- Internal migration to look for work (other cities, towns, etc)
- Send children to work for money or food
- Work for the government, NGO or UN

Begging

Nothing

Other

Other (SPECIFY)

E2. In case your situation gets worse, what are the steps you can take to address the problems? Do not read out options. Check all that apply.

- Sale of available agricultural and seed stocks
- Reduction of the food quantity/number of meals
- Reduction of the food quality/number of meals
- Purchasing food on credit
- Food-for-Work
- Eat early harvest
- Eat wild foods
- Eat seeds
- Use available cash savings
- Food transfers from households living in Haiti
- Food transfer from households living abroad
- Money transfers from households in Haiti
- Money transfers from households living abroad
- Pawn household objects
- Sell cattle
- Sell basic tools and equipment
- Sell plots of land
- Mortgage plots of land
- Pawn basic tools and equipment that can generate revenue
- Sell equipment and tools that can generate revenue
- Loans from family and friends
- Loans from lenders/merchants
- Reduction of household costs
- Withdrawal of children from school
- Place children as domestic workers
- Cut trees/ Produce charcoal
- Collection and sale of natural resources
- Temporary work
- Emigration abroad to look for work
- Internal migration to look for work (other cities, towns, etc)
- Send children to work for money or food
- Work for the government, NGO or UN

Begging

Other

Nothing

Other (SPECIFY)

Module F1. COVID- Social Impacts

F1.1 Have you or any other person your household delayed, skipped or been unable to complete health care visits since last year at this time because of coronavirus?

-

YES

NO

DON' T KNOW

REFUSE

F1.2 If yes, why? (don't read answers, check all that are mentioned)

-

Fear of getting coronavirus

Fear of being quarrantined

Healthcare not available

Not enough money to pay for heathcare

Other (specify_____)

Other (SPECIFY)

F1.3 How has coronavirus affected your social relations in the last year? (do not read, select all that apply)

- 1. Increased violence in household
- 2. Increased violence in community
- 3. Decreased violence in household
- 4. Decreased violence in community
- 5. Better relations with family/ friends/neighbors
- 6. Worse relations with family/ friends/neighbors
- 7. No impact on social relations
- 8. Other (specify)
- 9. Don't go at church
- 10. I go to church but I don't shake hands and give hugs
- 11. I do not attend ceremonies (weddings, funerals, feasts)
- 12. I do not attend leisure activities (dancing, disco, football match)
- 13. Don't know
- 14. Refused

F1.4 How confident are you that your household can cope with the challenges associated with coronavirus?

- 1 Not confident at all/it is impossible
- 2 Not confident
- 3 Neutral/not sure
- 4 Somewhat confident
- 5 Very confident
- 6 Not applicable/Not facing any challenges
- 8 Don't know
- 9 Refused

Other (SPECIFY)

Module F2. Covid CAP

F2.1 In the past 7 days, have you washed your hands with soap and water more often, less often, or about the same as you did in February 2020, before the covid crisis?

- More
- Less
- Same
- DNK

F2.2 In the last 7 days have you worn a face mask or other nose/mouth covering when going out in public?

- Yes
- No
- N/A, Have not gone out
- Refused

F2.3 In the last 7 days why have you not worn a face mask or other nose/mouth covering when going out in public?

- Not necessary
- Too expensive
- Not available locally
- Afraid to be stigmatized/ People will think I am sick
- Don't have one
- Uncomfortable
- Employer does not provide
- Employer does not allow
- Other (specify)

Other (SPECIFY)

F2.4 Do you feel that you or anyone in your household is at risk of contracting covid-19?

- YES
- NO
- DON' T KNOW
- REFUSE

F2.5 Why do you feel that your household is protected from covid-19?

- Belief in God
- Follow preventive/protective measures (handwashing, social distancing or masks)
- Does not exist where I live
- Does not exist at all
- We are strong and healthy
- We are not elderly
- Hot weather
- Because my racial or ethnic group is not affected
- Government is protecting us
- We do not go out
- We live in a rural area
- It is curable/treatable
- Other (specify)

Other (SPECIFY)

F2.6 Do you think the reaction of the Government of Haiti to the current coronavirus outbreak is appropriate, too extreme, or not sufficient?

- Much too extreme
- Somewhat too extreme
- Appropriate
- Somewhat insufficient
- Not sufficient

F2.7 What is your main source of concern related to the effects of the Coronavirus crisis on Haitians in your community?

- Health
- Lack of money
- Increases in violence in the country
- Not concerned (N/A)
- DNK

F2.8 What are your sources of information about Coronavirus in the last 12 months?

- Public announcement
- Radio/television
- Health officials (Including Health Extension Workers)
- Other government officials
- NGO workers
- Religious leaders/ church/ mosque/ 'Geda' Leaders
- Health Development Army
- Mobile phone ringing effect (Ethio-telecom ringing notification)
- Family members/ relatives/ friends/ neighbors
- Other (specify)

Other (SPECIFY)

Module F3. COVID- Impact on Livelihoods

F3.1 Has Coronavirus affected your household's livelihoods/income in the last 12 months?

- YES
- NO
- DON' T KNOW
- REFUSE

F3.2 How has Coronavirus affected your household's livelihoods/income in the last 12 months? (multiple responses, circle all that are mentioned. Do not read.)

- Inability to access market to buy inputs (fertilizer, livestock, vaccines, seed, etc.) (restrictions or market closed)
- Inability to access market to sell crops and natural resource products (charcoal, firewood, etc.) (movement restrictions or market closed)
- Inability to access market to sell livestock and livestock products (movement restrictions or market closed)
- Inability to farm and/or care for livestock due to sickness of HH member
- Constrained access to farmland
- Constrained access to grazing pasture
- Constrained access to water
- Shortage of crop inputs (seeds, fertilizer, pesticides)
- Shortage of livestock inputs (feed and veterinary services)
- Increase in price of crop inputs
- Increase in price of livestock inputs
- Increase in transportation costs
- Increase in storage costs
- Decrease in price of products sold
- Increase in price of products sold
- Decrease in demand for products
- Difficulty accessing financial services and credit
- Labor shortages (lack of labor to help with farming, herding, and processing)
- Inability to engage with other community members in asset-building activities (dike construction, erosion control, road building, road maintenance, tree planting)
- Lost employment
- Looting/theft
- Inability to access PSNP transfers
- No longer receiving remittances
- Inability to access health care
- Illness
- Death
- Reduction in income
- Inability to repay loans
- Other (specify)
- Don't know

» **Coping strategies : F3.3 How has your household coped with the impacts of Coronavirus on your household's livelihoods? (do not read, select all that apply)**

LIVESTOCK AND LAND HOLDINGS

- 1. Sent livestock in search of pasture
- 2. Sold livestock
- 3. Slaughtered livestock
- 4. Leased out land
- 5. Other

Other (SPECIFY)

CROPS

- a. Threw out unsold crops
- b. Donated/gift unsold crops
- c. Stored unsold crops
- d. Other

Other (SPECIFY)

MIGRATION

- 5. Migrate (only some family members)
- 6. Migrate (the whole family)
- 7. Sent children or an adult to stay with relatives/others
- 8. Other

Other (SPECIFY)

REDUCE CURRENT EXPENDITURE

- 8. Took children out of school
- 9. Moved to less expensive housing
- 10. Reduced food consumption (quantity/meal; # meal/day)
- 11. Reduced non-essential HH expenses
- 12. Got food on credit from a local merchant
- 13. Other

Other (SPECIFY)

CORONAVIRUS-SPECIFIC

- c1. Quarantine
- c2. Used physical separation to distance sick member from others
- c3. Avoided contact with sick member
- c4. Washed hands with water and soap
- c5. Washed hands more frequently
- c6. Sought help at a health clinic
- c7. Other

Other (SPECIFY)

ACQUIRING MORE FOOD OR MONEY

- 13. Took up new/additional work (casual labor, wage labor)
- 14. Sold household items (e.g., radio, bed)
- 15. Sold productive assets (e.g., plough, water pump)
- 16. Took out a loan (with interest) from a (formal) bank
- 17. Took out a loan (with interest) from an MFI/RuSACCO
- 18. Took out a loan (with interest) from a money-lender
- 19. Took out a loan (no interest) from friends or relatives within the community
- 20. Took out a loan (no interest) from friends or relatives outside of the community
- 21. Unconditional gift of money (not remittances) or food from family, friends, church/mosque, or other group within community
- 22. Unconditional gift of money (not remittances) or food from family, friends, church/mosque or other group outside of community
- 23. Sent children to work for money (e.g., domestic service)
- 24. Received emergency food aid from the government or NGO
- 25. Received emergency cash transfer from the government or NGO
- 26. Received permanent direct support food from the government or NGO
- 27. Received permanent direct support cash transfer from the government or NGO
- 28. Participated in government or NGO food-for-work or cash-for-work activities (conditional)
- 29. Used savings to buy livestock
- 30. Used savings to buy productive inputs
- 31. Used savings to pay for health-care expenses
- 32. Used savings to feed the family
- 33. Used savings to pay for education costs
- 34. Used own savings to pay for other household necessities
- 35. Used own savings to pay for repairs to dwelling or structures
- 36. Relied on remittances from a relative that migrated
- 37. Other (specify)
- 38. Did nothing
- 39. Engaged in spiritual efforts (e.g., prayed, sacrifices, etc.)

Other (SPECIFY)

Module F4. COVID- Impact on Food Acces

F4.1 Has Coronavirus affected your household's access to food in the last year?

- YES
 NO
 DON' T KNOW
 REFUSE

F4.2 How has Coronavirus affected your household's access to food in the last year?

- Movement restrictions or market closed
 Transportation costs too expensive/no public transport
 Traders are absent from the markets
 Products not available in the market
 Price of foods increased
 Delay assistance (cash or food)
 Other (specify)
 Don't know
 Refused

Other (SPECIFY)

» Coping strategies : F4.3 How has your household coped with the impacts of Coronavirus on your household's access to food in the last year? (do not read, select all that apply)

LIVESTOCK AND LAND HOLDINGS

1. Sent livestock in search of pasture
 2. Sold livestock
 3. Slaughtered livestock
 4. Leased out land
 5. Other

Other (SPECIFY)

CROPS

- a. Threw out unsold crops
- b. Donated/gift unsold crops
- c. Stored unsold crops
- d. Other

Other (SPECIFY)

MIGRATION

- 5. Migrate (only some family members)
- 6. Migrate (the whole family)
- 7. Sent children or an adult to stay with relatives/others
- 8. Other

Other (SPECIFY)

REDUCE CURRENT EXPENDITURE

- 8. Took children out of school
- 9. Moved to less expensive housing
- 10. Reduced food consumption (quantity/meal; # meal/day)
- 11. Reduced non-essential HH expenses
- 12. Got food on credit from a local merchant
- 13. Other

Other (SPECIFY)

CORONAVIRUS-SPECIFIC

- c1. Quarantine
- c2. Used physical separation to distance sick member from others
- c3. Avoided contact with sick member
- c4. Washed hands with water and soap
- c5. Washed hands more frequently
- c6. Sought help at a health clinic
- c7. Other

Other (SPECIFY)

ACQUIRING MORE FOOD OR MONEY

- 13. Took up new/additional work (casual labor, wage labor)
- 14. Sold household items (e.g., radio, bed)
- 15. Sold productive assets (e.g., plough, water pump)
- 16. Took out a loan (with interest) from a (formal) bank
- 17. Took out a loan (with interest) from an MFI/RuSACCO
- 18. Took out a loan (with interest) from a money-lender
- 19. Took out a loan (no interest) from friends or relatives within the community
- 20. Took out a loan (no interest) from friends or relatives outside of the community
- 21. Unconditional gift of money (not remittances) or food from family, friends, church/mosque, or other group within community
- 22. Unconditional gift of money (not remittances) or food from family, friends, church/mosque or other group outside of community
- 23. Sent children to work for money (e.g., domestic service)
- 24. Received emergency food aid from the government or NGO
- 25. Received emergency cash transfer from the government or NGO
- 26. Received permanent direct support food from the government or NGO
- 27. Received permanent direct support cash transfer from the government or NGO
- 28. Participated in government or NGO food-for-work or cash-for-work activities (conditional)
- 29. Used savings to buy livestock
- 30. Used savings to buy productive inputs
- 31. Used savings to pay for health-care expenses
- 32. Used savings to feed the family
- 33. Used savings to pay for education costs
- 34. Used own savings to pay for other household necessities
- 35. Used own savings to pay for repairs to dwelling or structures
- 36. Relied on remittances from a relative that migrated
- 37. Other (specify)
- 38. Did nothing
- 39. Engaged in spiritual efforts (e.g., prayed, sacrifices, etc.)

Other (SPECIFY)

Module F5. COVID- Impact on Work

F5.1 Has Coronavirus affected your household's work in the last year?

- YES
 NO
 DON' T KNOW
 REFUSE

F5.2 How has Coronavirus affected your household's work in the last year?

1. Lost Job
 2. Reduction of salary
 3. Leave job to not get coronavirus
 4. More pressure at work
 5. More work to do
 6. Less work to do
 7. Lack of activity in the community
 8. Other

Other (SPECIFY)

Coping strategies : F5.3 How has your household coped with the impacts of Coronavirus on your household's work in the last year? (do not read, select all that apply)

1. Move from my household to an other community to find a job
 2. Sell some of my stuff in my house
 3. Create other activities (business, do small job)

Other (SPECIFY)

G. Psychosocial Section

Psychosocial

We would like to learn about the current state of mind of the Haitian population. In the last 4 months: (read out all options)

9.1 Have you been able to concentrate on work?

1. Better than usual

2. As usual

3. Less than usual

4. Much less than Usual

5.refusal to answer

G. Psychosocial Section

Psychosocial	1. Not at all	2. Not more than Usual	3. More than usual	4. Much more than Usual	5.refusal to answer
9.2 Have worries kept you from sleeping?	<input type="radio"/>	<input type="radio"/>	<input type="radio"/>	<input type="radio"/>	<input type="radio"/>
9.5 Have you felt constantly under pressure?	<input type="radio"/>	<input type="radio"/>	<input type="radio"/>	<input type="radio"/>	<input type="radio"/>
9.6 Have you felt unable to overcome difficulties?	<input type="radio"/>	<input type="radio"/>	<input type="radio"/>	<input type="radio"/>	<input type="radio"/>
9.9 Have you felt unhappy or depressed?	<input type="radio"/>	<input type="radio"/>	<input type="radio"/>	<input type="radio"/>	<input type="radio"/>
9.10 Have you lost your self-confidence?	<input type="radio"/>	<input type="radio"/>	<input type="radio"/>	<input type="radio"/>	<input type="radio"/>
9.11 Have you been thinking that you are worthless?	<input type="radio"/>	<input type="radio"/>	<input type="radio"/>	<input type="radio"/>	<input type="radio"/>

G. Psychosocial Section

Psychosocial	1. More than usual	2. As Usual	3. Less than Usual	4. Much less than Usual	5.refusal to answer
9.3 Have you had the feeling that you play a useful role?	<input type="radio"/>	<input type="radio"/>	<input type="radio"/>	<input type="radio"/>	<input type="radio"/>
9.4 Have you felt able of making decisions?	<input type="radio"/>	<input type="radio"/>	<input type="radio"/>	<input type="radio"/>	<input type="radio"/>
9.7 Have you been able to enjoy your daily activities?	<input type="radio"/>	<input type="radio"/>	<input type="radio"/>	<input type="radio"/>	<input type="radio"/>
9.8 Have you been able to cope with your problems?	<input type="radio"/>	<input type="radio"/>	<input type="radio"/>	<input type="radio"/>	<input type="radio"/>
9.12 In general, have you been feeling relatively happy?	<input type="radio"/>	<input type="radio"/>	<input type="radio"/>	<input type="radio"/>	<input type="radio"/>

MODULE H1. FOOD, BEVERAGES AND TOBACCO CONSUMPTION OVER PAST 7 DAYS

101.-Over the past 7 days, did you or others in your household consume RICE ?

- YES
 NO

101.-Over the past 7 days, how much (quantity) did you or others in your household consume RICE?

FOOD CONSUMPTION OVER PAST 7 DAYS

101.-Over the past 7 days, what's the unit did you or others in your household consume RICE ?

FOOD CONSUMPTION OVER PAST 7 DAYS

- Small pot
- Big pot
- Sac
- Bag
- One unit
- Pack .
- Bit
- Box
- Lot
- Dozen
- Lot of 2
- Lot of 3
- Lot of 13
- Lot of 24
- Head
- Regime
- Bocal
- Bottle
- Glosse
- Gallon
- Litre
- Gram
- Kilogram
- Pound
- Case
- Other (SPECIFY)
- Refused
- Not applicable

How much (Quantity) RICE consumed in the last 7 days came from purchases?

FROM PURCHASES

How much (Unit) RICE consumed in the last 7 days came from purchases?

FROM PURCHASES

- Small pot
- Big pot
- Sac
- Bag
- One unit
- Pack .
- Bit
- Box
- Lot
- Dozen
- Lot of 2
- Lot of 3
- Lot of 13
- Lot of 24
- Head
- Regime
- Bocal
- Bottle
- Glosse
- Gallon
- Litre
- Gram
- Kilogram
- Pound
- Case
- Other (SPECIFY)
- Refused
- Not applicable

How much did you spend on the RICE consumed in the past 7 days?

TOTAL SPENT

Choose currency

Gourdes

US Dollar

How much (quantity) RICE came from your own production?

FROM AGRICULTURAL PRODUCTION

How much (unit) RICE came from your own production?

FROM AGRICULTURAL PRODUCTION

- Small pot
- Big pot
- Sac
- Bag
- One unit
- Pack .
- Bit
- Box
- Lot
- Dozen
- Lot of 2
- Lot of 3
- Lot of 13
- Lot of 24
- Head
- Regime
- Bocal
- Bottle
- Glosse
- Gallon
- Litre
- Gram
- Kilogram
- Pound
- Case
- Other (SPECIFY)
- Refused
- Not applicable

How much (quantity) of RICE came from gifts and other sources

FROM GIFTS AND OTHER SOURCES

How much (unit) of RICE came from gifts and other sources

FROM GIFTS AND OTHER SOURCES

- Small pot
- Big pot
- Sac
- Bag
- One unit
- Pack .
- Bit
- Box
- Lot
- Dozen
- Lot of 2
- Lot of 3
- Lot of 13
- Lot of 24
- Head
- Regime
- Bocal
- Bottle
- Glosse
- Gallon
- Litre
- Gram
- Kilogram
- Pound
- Case
- Other (SPECIFY)
- Refused
- Not applicable

101.-Over the past 7 days, did you or others in your household consume CORN?

- YES
- NO

101.-Over the past 7 days, how much (quantity) did you or others in your household consume CORN?

FOOD CONSUMPTION OVER PAST 7 DAYS

101.-Over the past 7 days, what's the unit did you or others in your household consume CORN ?

FOOD CONSUMPTION OVER PAST 7 DAYS

- Small pot
- Big pot
- Sac
- Bag
- One unit
- Pack .
- Bit
- Box
- Lot
- Dozen
- Lot of 2
- Lot of 3
- Lot of 13
- Lot of 24
- Head
- Regime
- Bocal
- Bottle
- Gliosse
- Gallon
- Litre
- Gram
- Kilogram
- Pound
- Case
- Other (SPECIFY)
- Refused
- Not applicable

How much (Quantity) CORN consumed in the last 7 days came from purchases?

FROM PURCHASES

How much (Unit) CORN consumed in the last 7 days came from purchases?

FROM PURCHASES

- Small pot
- Big pot
- Sac
- Bag
- One unit
- Pack .
- Bit
- Box
- Lot
- Dozen
- Lot of 2
- Lot of 3
- Lot of 13
- Lot of 24
- Head
- Regime
- Bocal
- Bottle
- Glosse
- Gallon
- Litre
- Gram
- Kilogram
- Pound
- Case
- Other (SPECIFY)
- Refused
- Not applicable

How much did you spend on the CORNconsumed in the past 7 days?

TOTAL SPENT

Choose currency

Gourdes

US Dollar

How much (quantity) CORNcame from your own production?

FROM AGRICULTURAL PRODUCTION

How much (unit) CORN came from your own production?

FROM AGRICULTURAL PRODUCTION

- Small pot
- Big pot
- Sac
- Bag
- One unit
- Pack .
- Bit
- Box
- Lot
- Dozen
- Lot of 2
- Lot of 3
- Lot of 13
- Lot of 24
- Head
- Regime
- Bocal
- Bottle
- Glosse
- Gallon
- Litre
- Gram
- Kilogram
- Pound
- Case
- Other (SPECIFY)
- Refused
- Not applicable

How much (quantity) of CORN came from gifts and other sources

FROM GIFTS AND OTHER SOURCES

How much (unit) of CORN came from gifts and other sources

FROM GIFTS AND OTHER SOURCES

- Small pot
- Big pot
- Sac
- Bag
- One unit
- Pack .
- Bit
- Box
- Lot
- Dozen
- Lot of 2
- Lot of 3
- Lot of 13
- Lot of 24
- Head
- Regime
- Bocal
- Bottle
- Glosse
- Gallon
- Litre
- Gram
- Kilogram
- Pound
- Case
- Other (SPECIFY)
- Refused
- Not applicable

101.-Over the past 7 days, did you or others in your household consume Millet?

- YES
- NO

101.-Over the past 7 days, how much (quantity) did you or others in your household consume Millet?

FOOD CONSUMPTION OVER PAST 7 DAYS

101.-Over the past 7 days, what's the unit did you or others in your household consume Millet?

FOOD CONSUMPTION OVER PAST 7 DAYS

- Small pot
- Big pot
- Sac
- Bag
- One unit
- Pack .
- Bit
- Box
- Lot
- Dozen
- Lot of 2
- Lot of 3
- Lot of 13
- Lot of 24
- Head
- Regime
- Bocal
- Bottle
- Gliosse
- Gallon
- Litre
- Gram
- Kilogram
- Pound
- Case
- Other (SPECIFY)
- Refused
- Not applicable

How much (Quantity) Millet consumed in the last 7 days came from purchases?

FROM PURCHASES

How much (Unit) Millet consumed in the last 7 days came from purchases?

FROM PURCHASES

- Small pot
- Big pot
- Sac
- Bag
- One unit
- Pack .
- Bit
- Box
- Lot
- Dozen
- Lot of 2
- Lot of 3
- Lot of 13
- Lot of 24
- Head
- Regime
- Bocal
- Bottle
- Gliosse
- Gallon
- Litre
- Gram
- Kilogram
- Pound
- Case
- Other (SPECIFY)
- Refused
- Not applicable

How much did you spend on the Millet consumed in the past 7 days?

TOTAL SPENT

Choose currency

Gourdes

US Dollar

How much (quantity) Millet came from your own production?

FROM AGRICULTURAL PRODUCTION

How much (unit) Millet came from your own production?

FROM AGRICULTURAL PRODUCTION

- Small pot
- Big pot
- Sac
- Bag
- One unit
- Pack .
- Bit
- Box
- Lot
- Dozen
- Lot of 2
- Lot of 3
- Lot of 13
- Lot of 24
- Head
- Regime
- Bocal
- Bottle
- Glosse
- Gallon
- Litre
- Gram
- Kilogram
- Pound
- Case
- Other (SPECIFY)
- Refused
- Not applicable

How much (quantity) of Millet came from gifts and other sources

FROM GIFTS AND OTHER SOURCES

How much (unit) of Millet came from gifts and other sources

FROM GIFTS AND OTHER SOURCES

- Small pot
- Big pot
- Sac
- Bag
- One unit
- Pack .
- Bit
- Box
- Lot
- Dozen
- Lot of 2
- Lot of 3
- Lot of 13
- Lot of 24
- Head
- Regime
- Bocal
- Bottle
- Glosse
- Gallon
- Litre
- Gram
- Kilogram
- Pound
- Case
- Other (SPECIFY)
- Refused
- Not applicable

101.-Over the past 7 days, did you or others in your household consume FLour ?

- YES
- NO

101.-Over the past 7 days, how much (quantity) did you or others in your household consume FLour ?

FOOD CONSUMPTION OVER PAST 7 DAYS

101.-Over the past 7 days, what's the unit did you or others in your household consume FLour ?

FOOD CONSUMPTION OVER PAST 7 DAYS

- Small pot
- Big pot
- Sac
- Bag
- One unit
- Pack .
- Bit
- Box
- Lot
- Dozen
- Lot of 2
- Lot of 3
- Lot of 13
- Lot of 24
- Head
- Regime
- Bocal
- Bottle
- Gliosse
- Gallon
- Litre
- Gram
- Kilogram
- Pound
- Case
- Other (SPECIFY)
- Refused
- Not applicable

How much (Quantity) FLOUR consumed in the last 7 days came from purchases?

FROM PURCHASES

How much (Unit) FLOUR consumed in the last 7 days came from purchases?

FROM PURCHASES

- Small pot
- Big pot
- Sac
- Bag
- One unit
- Pack .
- Bit
- Box
- Lot
- Dozen
- Lot of 2
- Lot of 3
- Lot of 13
- Lot of 24
- Head
- Regime
- Bocal
- Bottle
- Glosse
- Gallon
- Litre
- Gram
- Kilogram
- Pound
- Case
- Other (SPECIFY)
- Refused
- Not applicable

How much did you spend on the FLOUR consumed in the past 7 days?

TOTAL SPENT

Choose currency

Gourdes

US Dollar

How much (quantity) FLOUR came from your own production?

FROM AGRICULTURAL PRODUCTION

How much (unit) FLour came from your own production?

FROM AGRICULTURAL PRODUCTION

- Small pot
- Big pot
- Sac
- Bag
- One unit
- Pack .
- Bit
- Box
- Lot
- Dozen
- Lot of 2
- Lot of 3
- Lot of 13
- Lot of 24
- Head
- Regime
- Bocal
- Bottle
- Glosse
- Gallon
- Litre
- Gram
- Kilogram
- Pound
- Case
- Other (SPECIFY)
- Refused
- Not applicable

How much (quantity) of FLour came from gifts and other sources

FROM GIFTS AND OTHER SOURCES

How much (unit) of FLour came from gifts and other sources

FROM GIFTS AND OTHER SOURCES

- Small pot
- Big pot
- Sac
- Bag
- One unit
- Pack .
- Bit
- Box
- Lot
- Dozen
- Lot of 2
- Lot of 3
- Lot of 13
- Lot of 24
- Head
- Regime
- Bocal
- Bottle
- Glosse
- Gallon
- Litre
- Gram
- Kilogram
- Pound
- Case
- Other (SPECIFY)
- Refused
- Not applicable

101.-Over the past 7 days, did you or others in your household consume Bread ?

- YES
- NO

101.-Over the past 7 days, how much (quantity) did you or others in your household consume Bread ?

FOOD CONSUMPTION OVER PAST 7 DAYS

101.-Over the past 7 days, what's the unit did you or others in your household consume Bread ?

FOOD CONSUMPTION OVER PAST 7 DAYS

- Small pot
- Big pot
- Sac
- Bag
- One unit
- Pack .
- Bit
- Box
- Lot
- Dozen
- Lot of 2
- Lot of 3
- Lot of 13
- Lot of 24
- Head
- Regime
- Bocal
- Bottle
- Gliosse
- Gallon
- Litre
- Gram
- Kilogram
- Pound
- Case
- Other (SPECIFY)
- Refused
- Not applicable

Other (SPECIFY)

How much (Quantity) Bread consumed in the last 7 days came from purchases?

FROM PURCHASES

How much (Unit) Bread consumed in the last 7 days came from purchases?

FROM PURCHASES

- Small pot
- Big pot
- Sac
- Bag
- One unit
- Pack .
- Bit
- Box
- Lot
- Dozen
- Lot of 2
- Lot of 3
- Lot of 13
- Lot of 24
- Head
- Regime
- Bocal
- Bottle
- Glosse
- Gallon
- Litre
- Gram
- Kilogram
- Pound
- Case
- Other (SPECIFY)
- Refused
- Not applicable

Other (SPECIFY)

How much did you spend on the Bread consumed in the past 7 days?

TOTAL SPENT

Choose currency

Gourdes

US Dollar

How much (quantity) of Bread came from gifts and other sources

FROM GIFTS AND OTHER SOURCES

How much (unit) of Bread came from gifts and other sources

FROM GIFTS AND OTHER SOURCES

- Small pot
- Big pot
- Sac
- Bag
- One unit
- Pack .
- Bit
- Box
- Lot
- Dozen
- Lot of 2
- Lot of 3
- Lot of 13
- Lot of 24
- Head
- Regime
- Bocal
- Bottle
- Glosse
- Gallon
- Litre
- Gram
- Kilogram
- Pound
- Case
- Other (SPECIFY)
- Refused
- Not applicable

Other (SPECIFY)

101.-Over the past 7 days, did you or others in your household consume Pastries, biscuits ?

YES

NO

101.-Over the past 7 days, how much (quantity) did you or others in your household consume Pastries, biscuits ?

FOOD CONSUMPTION OVER PAST 7 DAYS

101.-Over the past 7 days, what's the unit did you or others in your household consume Pastries, biscuits ?

FOOD CONSUMPTION OVER PAST 7 DAYS

- Small pot
- Big pot
- Sac
- Bag
- One unit
- Pack .
- Bit
- Box
- Lot
- Dozen
- Lot of 2
- Lot of 3
- Lot of 13
- Lot of 24
- Head
- Regime
- Bocal
- Bottle
- Glosse
- Gallon
- Litre
- Gram
- Kilogram
- Pound
- Case
- Other (SPECIFY)
- Refused
- Not applicable

Other (SPECIFY)

How much (Quantity) Pastries, biscuits consumed in the last 7 days came from purchases?

FROM PURCHASES

How much (Unit) Pastries, biscuits consumed in the last 7 days came from purchases?

FROM PURCHASES

- Small pot
- Big pot
- Sac
- Bag
- One unit
- Pack .
- Bit
- Box
- Lot
- Dozen
- Lot of 2
- Lot of 3
- Lot of 13
- Lot of 24
- Head
- Regime
- Bocal
- Bottle
- Gliosse
- Gallon
- Litre
- Gram
- Kilogram
- Pound
- Case
- Other (SPECIFY)
- Refused
- Not applicable

Other (SPECIFY)

How much did you spend on the Pastries, biscuits consumed in the past 7 days?

TOTAL SPENT

Choose currency

Gourdes

US Dollar

How much (quantity) of Pastries, biscuits came from gifts and other sources

FROM GIFTS AND OTHER SOURCES

How much (unit) of Pastries, biscuits came from gifts and other sources

FROM GIFTS AND OTHER SOURCES

- Small pot
- Big pot
- Sac
- Bag
- One unit
- Pack .
- Bit
- Box
- Lot
- Dozen
- Lot of 2
- Lot of 3
- Lot of 13
- Lot of 24
- Head
- Regime
- Bocal
- Bottle
- Glosse
- Gallon
- Litre
- Gram
- Kilogram
- Pound
- Case
- Other (SPECIFY)
- Refused
- Not applicable

Other (SPECIFY)

101.-Over the past 7 days, did you or others in your household consume Pasta ?

YES

NO

101.-Over the past 7 days, how much (quantity) did you or others in your household consume Pasta ?

FOOD CONSUMPTION OVER PAST 7 DAYS

101.-Over the past 7 days, what's the unit did you or others in your household consume Pasta ?

FOOD CONSUMPTION OVER PAST 7 DAYS

- Small pot
- Big pot
- Sac
- Bag
- One unit
- Pack .
- Bit
- Box
- Lot
- Dozen
- Lot of 2
- Lot of 3
- Lot of 13
- Lot of 24
- Head
- Regime
- Bocal
- Bottle
- Glosse
- Gallon
- Litre
- Gram
- Kilogram
- Pound
- Case
- Other (SPECIFY)
- Refused
- Not applicable

How much (Quantity) Pasta consumed in the last 7 days came from purchases?

FROM PURCHASES

How much (Unit) Pasta consumed in the last 7 days came from purchases?

FROM PURCHASES

- Small pot
- Big pot
- Sac
- Bag
- One unit
- Pack .
- Bit
- Box
- Lot
- Dozen
- Lot of 2
- Lot of 3
- Lot of 13
- Lot of 24
- Head
- Regime
- Bocal
- Bottle
- Glosse
- Gallon
- Litre
- Gram
- Kilogram
- Pound
- Case
- Other (SPECIFY)
- Refused
- Not applicable

How much did you spend on the Pasta consumed in the past 7 days?

TOTAL SPENT

Choose currency

Gourdes

US Dollar

How much (quantity) of Pasta came from gifts and other sources

FROM GIFTS AND OTHER SOURCES

How much (unit) of Pasta came from gifts and other sources

FROM GIFTS AND OTHER SOURCES

- Small pot
- Big pot
- Sac
- Bag
- One unit
- Pack .
- Bit
- Box
- Lot
- Dozen
- Lot of 2
- Lot of 3
- Lot of 13
- Lot of 24
- Head
- Regime
- Bocal
- Bottle
- Glosse
- Gallon
- Litre
- Gram
- Kilogram
- Pound
- Case
- Other (SPECIFY)
- Refused
- Not applicable

101.-Over the past 7 days, did you or others in your household consume Other cereals ?

- YES
- NO

101.-Over the past 7 days, how much (quantity) did you or others in your household consume Other cereals ?

FOOD CONSUMPTION OVER PAST 7 DAYS

101.-Over the past 7 days, what's the unit did you or others in your household consume Other cereals ?

FOOD CONSUMPTION OVER PAST 7 DAYS

- Small pot
- Big pot
- Sac
- Bag
- One unit
- Pack .
- Bit
- Box
- Lot
- Dozen
- Lot of 2
- Lot of 3
- Lot of 13
- Lot of 24
- Head
- Regime
- Bocal
- Bottle
- Gliosse
- Gallon
- Litre
- Gram
- Kilogram
- Pound
- Case
- Other (SPECIFY)
- Refused
- Not applicable

Other (SPECIFY)

How much (Quantity) Other cereals consumed in the last 7 days came from purchases?

FROM PURCHASES

How much (Unit) Other cereals consumed in the last 7 days came from purchases?

FROM PURCHASES

- Small pot
- Big pot
- Sac
- Bag
- One unit
- Pack .
- Bit
- Box
- Lot
- Dozen
- Lot of 2
- Lot of 3
- Lot of 13
- Lot of 24
- Head
- Regime
- Bocal
- Bottle
- Glosse
- Gallon
- Litre
- Gram
- Kilogram
- Pound
- Case
- Other (SPECIFY)
- Refused
- Not applicable

Other (SPECIFY)

How much did you spend on the Other cereals consumed in the past 7 days?

TOTAL SPENT

Choose currency

Gourdes

US Dollar

How much (quantity) Other cereals came from your own production?

FROM AGRICULTURAL PRODUCTION

How much (unit) Other cereals came from your own production?

FROM AGRICULTURAL PRODUCTION

- Small pot
- Big pot
- Sac
- Bag
- One unit
- Pack .
- Bit
- Box
- Lot
- Dozen
- Lot of 2
- Lot of 3
- Lot of 13
- Lot of 24
- Head
- Regime
- Bocal
- Bottle
- Glosse
- Gallon
- Litre
- Gram
- Kilogram
- Pound
- Case
- Other (SPECIFY)
- Refused
- Not applicable

Other (SPECIFY)

How much (quantity) of Other cereals came from gifts and other sources

FROM GIFTS AND OTHER SOURCES

How much (unit) of Other cereals came from gifts and other sources

FROM GIFTS AND OTHER SOURCES

- Small pot
- Big pot
- Sac
- Bag
- One unit
- Pack .
- Bit
- Box
- Lot
- Dozen
- Lot of 2
- Lot of 3
- Lot of 13
- Lot of 24
- Head
- Regime
- Bocal
- Bottle
- Gliosse
- Gallon
- Litre
- Gram
- Kilogram
- Pound
- Case
- Other (SPECIFY)
- Refused
- Not applicable

Other (SPECIFY)

101.-Over the past 7 days, did you or others in your household consume Mutton/goat (kabrit)?

YES

NO

101.-Over the past 7 days, how much (quantity) did you or others in your household consume Mutton/goat (kabrit)?

FOOD CONSUMPTION OVER PAST 7 DAYS

101.-Over the past 7 days, what's the unit did you or others in your household consume Mutton/goat (kabrit)?

FOOD CONSUMPTION OVER PAST 7 DAYS

- Small pot
- Big pot
- Sac
- Bag
- One unit
- Pack .
- Bit
- Box
- Lot
- Dozen
- Lot of 2
- Lot of 3
- Lot of 13
- Lot of 24
- Head
- Regime
- Bocal
- Bottle
- Glosse
- Gallon
- Litre
- Gram
- Kilogram
- Pound
- Case
- Other (SPECIFY)
- Refused
- Not applicable

How much (Quantity) Mutton/goat (kabrit)consumed in the last 7 days came from purchases?

FROM PURCHASES

How much (Unit) Mutton/goat (kabrit)consumed in the last 7 days came from purchases?

FROM PURCHASES

- Small pot
- Big pot
- Sac
- Bag
- One unit
- Pack .
- Bit
- Box
- Lot
- Dozen
- Lot of 2
- Lot of 3
- Lot of 13
- Lot of 24
- Head
- Regime
- Bocal
- Bottle
- Gliosse
- Gallon
- Litre
- Gram
- Kilogram
- Pound
- Case
- Other (SPECIFY)
- Refused
- Not applicable

How much did you spend on the Mutton/goat (kabrit)consumed in the past 7 days?

TOTAL SPENT

Choose currency

Gourdes

US Dollar

How much (quantity) Mutton/goat (kabrit) came from your own production?

FROM AGRICULTURAL PRODUCTION

How much (unit) Mutton/goat (kabrit) came from your own production?

FROM AGRICULTURAL PRODUCTION

- Small pot
- Big pot
- Sac
- Bag
- One unit
- Pack .
- Bit
- Box
- Lot
- Dozen
- Lot of 2
- Lot of 3
- Lot of 13
- Lot of 24
- Head
- Regime
- Bocal
- Bottle
- Glosse
- Gallon
- Litre
- Gram
- Kilogram
- Pound
- Case
- Other (SPECIFY)
- Refused
- Not applicable

How much (quantity) of Mutton/goat (kabrit) came from gifts and other sources

FROM GIFTS AND OTHER SOURCES

How much (unit) of Mutton/goat (kabrit) came from gifts and other sources

FROM GIFTS AND OTHER SOURCES

- Small pot
- Big pot
- Sac
- Bag
- One unit
- Pack .
- Bit
- Box
- Lot
- Dozen
- Lot of 2
- Lot of 3
- Lot of 13
- Lot of 24
- Head
- Regime
- Bocal
- Bottle
- Glosse
- Gallon
- Litre
- Gram
- Kilogram
- Pound
- Case
- Other (SPECIFY)
- Refused
- Not applicable

101.-Over the past 7 days, did you or others in your household consume Chicken/duck/goose?

- YES
- NO

101.-Over the past 7 days, how much (quantity) did you or others in your household consume Chicken/duck/goose?

FOOD CONSUMPTION OVER PAST 7 DAYS

101.-Over the past 7 days, what's the unit did you or others in your household consume Chicken/duck/goose?

FOOD CONSUMPTION OVER PAST 7 DAYS

- Small pot
- Big pot
- Sac
- Bag
- One unit
- Pack .
- Bit
- Box
- Lot
- Dozen
- Lot of 2
- Lot of 3
- Lot of 13
- Lot of 24
- Head
- Regime
- Bocal
- Bottle
- Gliosse
- Gallon
- Litre
- Gram
- Kilogram
- Pound
- Case
- Other (SPECIFY)
- Refused
- Not applicable

How much (Quantity) Chicken/duck/goose consumed in the last 7 days came from purchases?

FROM PURCHASES

How much (Unit) Chicken/duck/goose consumed in the last 7 days came from purchases?

FROM PURCHASES

- Small pot
- Big pot
- Sac
- Bag
- One unit
- Pack .
- Bit
- Box
- Lot
- Dozen
- Lot of 2
- Lot of 3
- Lot of 13
- Lot of 24
- Head
- Regime
- Bocal
- Bottle
- Glosse
- Gallon
- Litre
- Gram
- Kilogram
- Pound
- Case
- Other (SPECIFY)
- Refused
- Not applicable

How much did you spend on the Chicken/duck/goose consumed in the past 7 days?

TOTAL SPENT

Choose currency

Gourdes

US Dollar

How much (quantity) Chicken/duck/goose came from your own production?

FROM AGRICULTURAL PRODUCTION

How much (unit) Chicken/duck/goose came from your own production?

FROM AGRICULTURAL PRODUCTION

- Small pot
- Big pot
- Sac
- Bag
- One unit
- Pack .
- Bit
- Box
- Lot
- Dozen
- Lot of 2
- Lot of 3
- Lot of 13
- Lot of 24
- Head
- Regime
- Bocal
- Bottle
- Glosse
- Gallon
- Litre
- Gram
- Kilogram
- Pound
- Case
- Other (SPECIFY)
- Refused
- Not applicable

How much (quantity) of Chicken/duck/goose came from gifts and other sources

FROM GIFTS AND OTHER SOURCES

How much (unit) of Chicken/duck/goose came from gifts and other sources

FROM GIFTS AND OTHER SOURCES

- Small pot
- Big pot
- Sac
- Bag
- One unit
- Pack .
- Bit
- Box
- Lot
- Dozen
- Lot of 2
- Lot of 3
- Lot of 13
- Lot of 24
- Head
- Regime
- Bocal
- Bottle
- Glosse
- Gallon
- Litre
- Gram
- Kilogram
- Pound
- Case
- Other (SPECIFY)
- Refused
- Not applicable

101.-Over the past 7 days, did you or others in your household consume Pork ?

- YES
- NO

101.-Over the past 7 days, how much (quantity) did you or others in your household consume Pork ?

FOOD CONSUMPTION OVER PAST 7 DAYS

101.-Over the past 7 days, what's the unit did you or others in your household consume Pork ?

FOOD CONSUMPTION OVER PAST 7 DAYS

- Small pot
- Big pot
- Sac
- Bag
- One unit
- Pack .
- Bit
- Box
- Lot
- Dozen
- Lot of 2
- Lot of 3
- Lot of 13
- Lot of 24
- Head
- Regime
- Bocal
- Bottle
- Glosse
- Gallon
- Litre
- Gram
- Kilogram
- Pound
- Case
- Other (SPECIFY)
- Refused
- Not applicable

How much (Quantity) Pork consumed in the last 7 days came from purchases?

FROM PURCHASES

How much (Unit) Pork consumed in the last 7 days came from purchases?

FROM PURCHASES

- Small pot
- Big pot
- Sac
- Bag
- One unit
- Pack .
- Bit
- Box
- Lot
- Dozen
- Lot of 2
- Lot of 3
- Lot of 13
- Lot of 24
- Head
- Regime
- Bocal
- Bottle
- Gliosse
- Gallon
- Litre
- Gram
- Kilogram
- Pound
- Case
- Other (SPECIFY)
- Refused
- Not applicable

How much did you spend on the Pork consumed in the past 7 days?

TOTAL SPENT

Choose currency

Gourdes

US Dollar

How much (quantity) Pork came from your own production?

FROM AGRICULTURAL PRODUCTION

How much (unit) Pork came from your own production?

FROM AGRICULTURAL PRODUCTION

- Small pot
- Big pot
- Sac
- Bag
- One unit
- Pack .
- Bit
- Box
- Lot
- Dozen
- Lot of 2
- Lot of 3
- Lot of 13
- Lot of 24
- Head
- Regime
- Bocal
- Bottle
- Glosse
- Gallon
- Litre
- Gram
- Kilogram
- Pound
- Case
- Other (SPECIFY)
- Refused
- Not applicable

How much (quantity) of Pork came from gifts and other sources

FROM GIFTS AND OTHER SOURCES

How much (unit) of Pork came from gifts and other sources

FROM GIFTS AND OTHER SOURCES

- Small pot
- Big pot
- Sac
- Bag
- One unit
- Pack .
- Bit
- Box
- Lot
- Dozen
- Lot of 2
- Lot of 3
- Lot of 13
- Lot of 24
- Head
- Regime
- Bocal
- Bottle
- Glosse
- Gallon
- Litre
- Gram
- Kilogram
- Pound
- Case
- Other (SPECIFY)
- Refused
- Not applicable

101.-Over the past 7 days, did you or others in your household consume Beef?

- YES
- NO

101.-Over the past 7 days, how much (quantity) did you or others in your household consume Beef?

FOOD CONSUMPTION OVER PAST 7 DAYS

101.-Over the past 7 days, what's the unit did you or others in your household consume Beef?

FOOD CONSUMPTION OVER PAST 7 DAYS

- Small pot
- Big pot
- Sac
- Bag
- One unit
- Pack .
- Bit
- Box
- Lot
- Dozen
- Lot of 2
- Lot of 3
- Lot of 13
- Lot of 24
- Head
- Regime
- Bocal
- Bottle
- Gliosse
- Gallon
- Litre
- Gram
- Kilogram
- Pound
- Case
- Other (SPECIFY)
- Refused
- Not applicable

How much (Quantity) Beef consumed in the last 7 days came from purchases?

FROM PURCHASES

How much (Unit) Beef consumed in the last 7 days came from purchases?

FROM PURCHASES

- Small pot
- Big pot
- Sac
- Bag
- One unit
- Pack .
- Bit
- Box
- Lot
- Dozen
- Lot of 2
- Lot of 3
- Lot of 13
- Lot of 24
- Head
- Regime
- Bocal
- Bottle
- Gliosse
- Gallon
- Litre
- Gram
- Kilogram
- Pound
- Case
- Other (SPECIFY)
- Refused
- Not applicable

How much did you spend on the Beefconsumed in the past 7 days?

TOTAL SPENT

Choose currency

Gourdes

US Dollar

How much (quantity) Beefcame from your own production?

FROM AGRICULTURAL PRODUCTION

How much (unit) Beef came from your own production?

FROM AGRICULTURAL PRODUCTION

- Small pot
- Big pot
- Sac
- Bag
- One unit
- Pack .
- Bit
- Box
- Lot
- Dozen
- Lot of 2
- Lot of 3
- Lot of 13
- Lot of 24
- Head
- Regime
- Bocal
- Bottle
- Glosse
- Gallon
- Litre
- Gram
- Kilogram
- Pound
- Case
- Other (SPECIFY)
- Refused
- Not applicable

How much (quantity) of Beef came from gifts and other sources

FROM GIFTS AND OTHER SOURCES

How much (unit) of Beef came from gifts and other sources

FROM GIFTS AND OTHER SOURCES

- Small pot
- Big pot
- Sac
- Bag
- One unit
- Pack .
- Bit
- Box
- Lot
- Dozen
- Lot of 2
- Lot of 3
- Lot of 13
- Lot of 24
- Head
- Regime
- Bocal
- Bottle
- Glosse
- Gallon
- Litre
- Gram
- Kilogram
- Pound
- Case
- Other (SPECIFY)
- Refused
- Not applicable

101.-Over the past 7 days, did you or others in your household consume Salami ?

- YES
- NO

101.-Over the past 7 days, how much (quantity) did you or others in your household consume Salami ?

FOOD CONSUMPTION OVER PAST 7 DAYS

101.-Over the past 7 days, what's the unit did you or others in your household consume Salami ?

FOOD CONSUMPTION OVER PAST 7 DAYS

- Small pot
- Big pot
- Sac
- Bag
- One unit
- Pack .
- Bit
- Box
- Lot
- Dozen
- Lot of 2
- Lot of 3
- Lot of 13
- Lot of 24
- Head
- Regime
- Bocal
- Bottle
- Gliosse
- Gallon
- Litre
- Gram
- Kilogram
- Pound
- Case
- Other (SPECIFY)
- Refused
- Not applicable

Other (SPECIFY)

How much (Quantity) Salami consumed in the last 7 days came from purchases?

FROM PURCHASES

How much (Unit) Salami consumed in the last 7 days came from purchases?

FROM PURCHASES

- Small pot
- Big pot
- Sac
- Bag
- One unit
- Pack .
- Bit
- Box
- Lot
- Dozen
- Lot of 2
- Lot of 3
- Lot of 13
- Lot of 24
- Head
- Regime
- Bocal
- Bottle
- Glosse
- Gallon
- Litre
- Gram
- Kilogram
- Pound
- Case
- Other (SPECIFY)
- Refused
- Not applicable

Other (SPECIFY)

How much did you spend on the Salami consumed in the past 7 days?

TOTAL SPENT

Choose currency

Gourdes

US Dollar

How much (quantity) Salami came from your own production?

FROM AGRICULTURAL PRODUCTION

How much (unit) Salami came from your own production?

FROM AGRICULTURAL PRODUCTION

- Small pot
- Big pot
- Sac
- Bag
- One unit
- Pack .
- Bit
- Box
- Lot
- Dozen
- Lot of 2
- Lot of 3
- Lot of 13
- Lot of 24
- Head
- Regime
- Bocal
- Bottle
- Glosse
- Gallon
- Litre
- Gram
- Kilogram
- Pound
- Case
- Other (SPECIFY)
- Refused
- Not applicable

Other (SPECIFY)

How much (quantity) of Salami came from gifts and other sources

FROM GIFTS AND OTHER SOURCES

How much (unit) of Salami came from gifts and other sources

FROM GIFTS AND OTHER SOURCES

- Small pot
- Big pot
- Sac
- Bag
- One unit
- Pack .
- Bit
- Box
- Lot
- Dozen
- Lot of 2
- Lot of 3
- Lot of 13
- Lot of 24
- Head
- Regime
- Bocal
- Bottle
- Gliosse
- Gallon
- Litre
- Gram
- Kilogram
- Pound
- Case
- Other (SPECIFY)
- Refused
- Not applicable

Other (SPECIFY)

101.-Over the past 7 days, did you or others in your household consume Ham?

YES

NO

101.-Over the past 7 days, how much (quantity) did you or others in your household consume Ham?

FOOD CONSUMPTION OVER PAST 7 DAYS

101.-Over the past 7 days, what's the unit did you or others in your household consume Ham?

FOOD CONSUMPTION OVER PAST 7 DAYS

- Small pot
- Big pot
- Sac
- Bag
- One unit
- Pack .
- Bit
- Box
- Lot
- Dozen
- Lot of 2
- Lot of 3
- Lot of 13
- Lot of 24
- Head
- Regime
- Bocal
- Bottle
- Glosse
- Gallon
- Litre
- Gram
- Kilogram
- Pound
- Case
- Other (SPECIFY)
- Refused
- Not applicable

Other (SPECIFY)

How much (Quantity) Ham consumed in the last 7 days came from purchases?

FROM PURCHASES

How much (Unit) Ham consumed in the last 7 days came from purchases?

FROM PURCHASES

- Small pot
- Big pot
- Sac
- Bag
- One unit
- Pack .
- Bit
- Box
- Lot
- Dozen
- Lot of 2
- Lot of 3
- Lot of 13
- Lot of 24
- Head
- Regime
- Bocal
- Bottle
- Glosse
- Gallon
- Litre
- Gram
- Kilogram
- Pound
- Case
- Other (SPECIFY)
- Refused
- Not applicable

Other (SPECIFY)

How much did you spend on the Ham consumed in the past 7 days?

TOTAL SPENT

Choose currency

Gourdes

US Dollar

How much (quantity) Ham came from your own production?

FROM AGRICULTURAL PRODUCTION

How much (unit) Ham came from your own production?

FROM AGRICULTURAL PRODUCTION

- Small pot
- Big pot
- Sac
- Bag
- One unit
- Pack .
- Bit
- Box
- Lot
- Dozen
- Lot of 2
- Lot of 3
- Lot of 13
- Lot of 24
- Head
- Regime
- Bocal
- Bottle
- Glosse
- Gallon
- Litre
- Gram
- Kilogram
- Pound
- Case
- Other (SPECIFY)
- Refused
- Not applicable

Other (SPECIFY)

How much (quantity) of Ham came from gifts and other sources

FROM GIFTS AND OTHER SOURCES

How much (unit) of Ham came from gifts and other sources

FROM GIFTS AND OTHER SOURCES

- Small pot
- Big pot
- Sac
- Bag
- One unit
- Pack .
- Bit
- Box
- Lot
- Dozen
- Lot of 2
- Lot of 3
- Lot of 13
- Lot of 24
- Head
- Regime
- Bocal
- Bottle
- Gliosse
- Gallon
- Litre
- Gram
- Kilogram
- Pound
- Case
- Other (SPECIFY)
- Refused
- Not applicable

Other (SPECIFY)

101.-Over the past 7 days, did you or others in your household consume Other meats?

YES

NO

101.-Over the past 7 days, how much (quantity) did you or others in your household consume Other meats?

FOOD CONSUMPTION OVER PAST 7 DAYS

101.-Over the past 7 days, what's the unit did you or others in your household consume Other meats?

FOOD CONSUMPTION OVER PAST 7 DAYS

- Small pot
- Big pot
- Sac
- Bag
- One unit
- Pack .
- Bit
- Box
- Lot
- Dozen
- Lot of 2
- Lot of 3
- Lot of 13
- Lot of 24
- Head
- Regime
- Bocal
- Bottle
- Glosse
- Gallon
- Litre
- Gram
- Kilogram
- Pound
- Case
- Other (SPECIFY)
- Refused
- Not applicable

Other (SPECIFY)

How much (Quantity) Other meatsconsumed in the last 7 days came from purchases?

FROM PURCHASES

How much (Unit) Other meatsconsumed in the last 7 days came from purchases?

FROM PURCHASES

- Small pot
- Big pot
- Sac
- Bag
- One unit
- Pack .
- Bit
- Box
- Lot
- Dozen
- Lot of 2
- Lot of 3
- Lot of 13
- Lot of 24
- Head
- Regime
- Bocal
- Bottle
- Gliosse
- Gallon
- Litre
- Gram
- Kilogram
- Pound
- Case
- Other (SPECIFY)
- Refused
- Not applicable

Other (SPECIFY)

How much did you spend on the Other meatsconsumed in the past 7 days?

TOTAL SPENT

Choose currency

Gourdes

US Dollar

How much (quantity) Other meatscame from your own production?

FROM AGRICULTURAL PRODUCTION

How much (unit) Other meatscame from your own production?

FROM AGRICULTURAL PRODUCTION

- Small pot
- Big pot
- Sac
- Bag
- One unit
- Pack .
- Bit
- Box
- Lot
- Dozen
- Lot of 2
- Lot of 3
- Lot of 13
- Lot of 24
- Head
- Regime
- Bocal
- Bottle
- Glosse
- Gallon
- Litre
- Gram
- Kilogram
- Pound
- Case
- Other (SPECIFY)
- Refused
- Not applicable

Other (SPECIFY)

How much (quantity) of Other meats came from gifts and other sources

FROM GIFTS AND OTHER SOURCES

How much (unit) of Other meats came from gifts and other sources

FROM GIFTS AND OTHER SOURCES

- Small pot
- Big pot
- Sac
- Bag
- One unit
- Pack .
- Bit
- Box
- Lot
- Dozen
- Lot of 2
- Lot of 3
- Lot of 13
- Lot of 24
- Head
- Regime
- Bocal
- Bottle
- Glosse
- Gallon
- Litre
- Gram
- Kilogram
- Pound
- Case
- Other (SPECIFY)
- Refused
- Not applicable

Other (SPECIFY)

101.-Over the past 7 days, did you or others in your household consume Fish ?

YES

NO

101.-Over the past 7 days, how much (quantity) did you or others in your household consume Fish ?

FOOD CONSUMPTION OVER PAST 7 DAYS

101.-Over the past 7 days, what's the unit did you or others in your household consume Fish ?

FOOD CONSUMPTION OVER PAST 7 DAYS

- Small pot
- Big pot
- Sac
- Bag
- One unit
- Pack .
- Bit
- Box
- Lot
- Dozen
- Lot of 2
- Lot of 3
- Lot of 13
- Lot of 24
- Head
- Regime
- Bocal
- Bottle
- Glosse
- Gallon
- Litre
- Gram
- Kilogram
- Pound
- Case
- Other (SPECIFY)
- Refused
- Not applicable

Other (SPECIFY)

How much (Quantity) Fish consumed in the last 7 days came from purchases?

FROM PURCHASES

How much (Unit) Fish consumed in the last 7 days came from purchases?

FROM PURCHASES

- Small pot
- Big pot
- Sac
- Bag
- One unit
- Pack .
- Bit
- Box
- Lot
- Dozen
- Lot of 2
- Lot of 3
- Lot of 13
- Lot of 24
- Head
- Regime
- Bocal
- Bottle
- Gliosse
- Gallon
- Litre
- Gram
- Kilogram
- Pound
- Case
- Other (SPECIFY)
- Refused
- Not applicable

Other (SPECIFY)

How much did you spend on the Fish consumed in the past 7 days?

TOTAL SPENT

Choose currency

Gourdes

US Dollar

How much (quantity) Fish came from your own production?

FROM AGRICULTURAL PRODUCTION

How much (unit) Fish came from your own production?

FROM AGRICULTURAL PRODUCTION

- Small pot
- Big pot
- Sac
- Bag
- One unit
- Pack .
- Bit
- Box
- Lot
- Dozen
- Lot of 2
- Lot of 3
- Lot of 13
- Lot of 24
- Head
- Regime
- Bocal
- Bottle
- Glosse
- Gallon
- Litre
- Gram
- Kilogram
- Pound
- Case
- Other (SPECIFY)
- Refused
- Not applicable

Other (SPECIFY)

How much (quantity) of Fish came from gifts and other sources

FROM GIFTS AND OTHER SOURCES

How much (unit) of Fish came from gifts and other sources

FROM GIFTS AND OTHER SOURCES

- Small pot
- Big pot
- Sac
- Bag
- One unit
- Pack .
- Bit
- Box
- Lot
- Dozen
- Lot of 2
- Lot of 3
- Lot of 13
- Lot of 24
- Head
- Regime
- Bocal
- Bottle
- Gliosse
- Gallon
- Litre
- Gram
- Kilogram
- Pound
- Case
- Other (SPECIFY)
- Refused
- Not applicable

Other (SPECIFY)

101.-Over the past 7 days, did you or others in your household consume Conch/crabs/shrimp?

YES

NO

101.-Over the past 7 days, how much (quantity) did you or others in your household consume Conch/crabs/shrimp?

FOOD CONSUMPTION OVER PAST 7 DAYS

101.-Over the past 7 days, what's the unit did you or others in your household consume Conch/crabs/shrimp?

FOOD CONSUMPTION OVER PAST 7 DAYS

- Small pot
- Big pot
- Sac
- Bag
- One unit
- Pack .
- Bit
- Box
- Lot
- Dozen
- Lot of 2
- Lot of 3
- Lot of 13
- Lot of 24
- Head
- Regime
- Bocal
- Bottle
- Glosse
- Gallon
- Litre
- Gram
- Kilogram
- Pound
- Case
- Other (SPECIFY)
- Refused
- Not applicable

Other (SPECIFY)

How much (Quantity) Conch/crabs/shrimp consumed in the last 7 days came from purchases?

FROM PURCHASES

How much (Unit) Conch/crabs/shrimp consumed in the last 7 days came from purchases?

FROM PURCHASES

- Small pot
- Big pot
- Sac
- Bag
- One unit
- Pack .
- Bit
- Box
- Lot
- Dozen
- Lot of 2
- Lot of 3
- Lot of 13
- Lot of 24
- Head
- Regime
- Bocal
- Bottle
- Gliosse
- Gallon
- Litre
- Gram
- Kilogram
- Pound
- Case
- Other (SPECIFY)
- Refused
- Not applicable

Other (SPECIFY)

How much did you spend on the Conch/crabs/shrimp consumed in the past 7 days?

TOTAL SPENT

Choose currency

Gourdes

US Dollar

How much (quantity) Conch/crabs/shrimp came from your own production?

FROM AGRICULTURAL PRODUCTION

How much (unit) Conch/crabs/shrimpcame from your own production?

FROM AGRICULTURAL PRODUCTION

- Small pot
- Big pot
- Sac
- Bag
- One unit
- Pack .
- Bit
- Box
- Lot
- Dozen
- Lot of 2
- Lot of 3
- Lot of 13
- Lot of 24
- Head
- Regime
- Bocal
- Bottle
- Glosse
- Gallon
- Litre
- Gram
- Kilogram
- Pound
- Case
- Other (SPECIFY)
- Refused
- Not applicable

Other (SPECIFY)

How much (quantity) of Conch/crabs/shrimp came from gifts and other sources

FROM GIFTS AND OTHER SOURCES

How much (unit) of Conch/crabs/shrimp came from gifts and other sources

FROM GIFTS AND OTHER SOURCES

- Small pot
- Big pot
- Sac
- Bag
- One unit
- Pack .
- Bit
- Box
- Lot
- Dozen
- Lot of 2
- Lot of 3
- Lot of 13
- Lot of 24
- Head
- Regime
- Bocal
- Bottle
- Gliosse
- Gallon
- Litre
- Gram
- Kilogram
- Pound
- Case
- Other (SPECIFY)
- Refused
- Not applicable

Other (SPECIFY)

101.-Over the past 7 days, did you or others in your household consume Egg ?

YES

NO

101.-Over the past 7 days, how much (quantity) did you or others in your household consume Egg ?

FOOD CONSUMPTION OVER PAST 7 DAYS

101.-Over the past 7 days, what's the unit did you or others in your household consume Egg ?

FOOD CONSUMPTION OVER PAST 7 DAYS

- Small pot
- Big pot
- Sac
- Bag
- One unit
- Pack .
- Bit
- Box
- Lot
- Dozen
- Lot of 2
- Lot of 3
- Lot of 13
- Lot of 24
- Head
- Regime
- Bocal
- Bottle
- Glosse
- Gallon
- Litre
- Gram
- Kilogram
- Pound
- Case
- Other (SPECIFY)
- Refused
- Not applicable

How much (Quantity) Eggs consumed in the last 7 days came from purchases?

FROM PURCHASES

How much (Unit) Eggs consumed in the last 7 days came from purchases?

FROM PURCHASES

- Small pot
- Big pot
- Sac
- Bag
- One unit
- Pack .
- Bit
- Box
- Lot
- Dozen
- Lot of 2
- Lot of 3
- Lot of 13
- Lot of 24
- Head
- Regime
- Bocal
- Bottle
- Glosse
- Gallon
- Litre
- Gram
- Kilogram
- Pound
- Case
- Other (SPECIFY)
- Refused
- Not applicable

How much did you spend on the Eggs consumed in the past 7 days?

TOTAL SPENT

Choose currency

- Gourdes
- US Dollar

How much (quantity) Eggs came from your own production?

FROM AGRICULTURAL PRODUCTION

How much (unit) Eggs came from your own production?

FROM AGRICULTURAL PRODUCTION

- Small pot
- Big pot
- Sac
- Bag
- One unit
- Pack .
- Bit
- Box
- Lot
- Dozen
- Lot of 2
- Lot of 3
- Lot of 13
- Lot of 24
- Head
- Regime
- Bocal
- Bottle
- Glosse
- Gallon
- Litre
- Gram
- Kilogram
- Pound
- Case
- Other (SPECIFY)
- Refused
- Not applicable

How much (quantity) of Eggs came from gifts and other sources

FROM GIFTS AND OTHER SOURCES

How much (unit) of Eggs came from gifts and other sources

FROM GIFTS AND OTHER SOURCES

- Small pot
- Big pot
- Sac
- Bag
- One unit
- Pack .
- Bit
- Box
- Lot
- Dozen
- Lot of 2
- Lot of 3
- Lot of 13
- Lot of 24
- Head
- Regime
- Bocal
- Bottle
- Glosse
- Gallon
- Litre
- Gram
- Kilogram
- Pound
- Case
- Other (SPECIFY)
- Refused
- Not applicable

101.-Over the past 7 days, did you or others in your household consume Milk ?

- YES
- NO

101.-Over the past 7 days, how much (quantity) did you or others in your household consume Milk ?

FOOD CONSUMPTION OVER PAST 7 DAYS

101.-Over the past 7 days, what's the unit did you or others in your household consume Milk ?

FOOD CONSUMPTION OVER PAST 7 DAYS

- Small pot
- Big pot
- Sac
- Bag
- One unit
- Pack .
- Bit
- Box
- Lot
- Dozen
- Lot of 2
- Lot of 3
- Lot of 13
- Lot of 24
- Head
- Regime
- Bocal
- Bottle
- Gliosse
- Gallon
- Litre
- Gram
- Kilogram
- Pound
- Case
- Other (SPECIFY)
- Refused
- Not applicable

How much (Quantity) Milk consumed in the last 7 days came from purchases?

FROM PURCHASES

How much (Unit) Milk consumed in the last 7 days came from purchases?

FROM PURCHASES

- Small pot
- Big pot
- Sac
- Bag
- One unit
- Pack .
- Bit
- Box
- Lot
- Dozen
- Lot of 2
- Lot of 3
- Lot of 13
- Lot of 24
- Head
- Regime
- Bocal
- Bottle
- Gliosse
- Gallon
- Litre
- Gram
- Kilogram
- Pound
- Case
- Other (SPECIFY)
- Refused
- Not applicable

How much did you spend on the Milk consumed in the past 7 days?

TOTAL SPENT

Choose currency

Gourdes

US Dollar

How much (quantity) Milk came from your own production?

FROM AGRICULTURAL PRODUCTION

How much (unit) Milk came from your own production?

FROM AGRICULTURAL PRODUCTION

- Small pot
- Big pot
- Sac
- Bag
- One unit
- Pack .
- Bit
- Box
- Lot
- Dozen
- Lot of 2
- Lot of 3
- Lot of 13
- Lot of 24
- Head
- Regime
- Bocal
- Bottle
- Glosse
- Gallon
- Litre
- Gram
- Kilogram
- Pound
- Case
- Other (SPECIFY)
- Refused
- Not applicable

How much (quantity) of Milk came from gifts and other sources

FROM GIFTS AND OTHER SOURCES

How much (unit) of Milk came from gifts and other sources

FROM GIFTS AND OTHER SOURCES

- Small pot
- Big pot
- Sac
- Bag
- One unit
- Pack .
- Bit
- Box
- Lot
- Dozen
- Lot of 2
- Lot of 3
- Lot of 13
- Lot of 24
- Head
- Regime
- Bocal
- Bottle
- Glosse
- Gallon
- Litre
- Gram
- Kilogram
- Pound
- Case
- Other (SPECIFY)
- Refused
- Not applicable

101.-Over the past 7 days, did you or others in your household consume Cheese ?

- YES
- NO

101.-Over the past 7 days, how much (quantity) did you or others in your household consume Cheese ?

FOOD CONSUMPTION OVER PAST 7 DAYS

101.-Over the past 7 days, what's the unit did you or others in your household consume Cheese ?

FOOD CONSUMPTION OVER PAST 7 DAYS

- Small pot
- Big pot
- Sac
- Bag
- One unit
- Pack .
- Bit
- Box
- Lot
- Dozen
- Lot of 2
- Lot of 3
- Lot of 13
- Lot of 24
- Head
- Regime
- Bocal
- Bottle
- Gliosse
- Gallon
- Litre
- Gram
- Kilogram
- Pound
- Case
- Other (SPECIFY)
- Refused
- Not applicable

Other (SPECIFY)

How much (Quantity) Cheese consumed in the last 7 days came from purchases?

FROM PURCHASES

How much (Unit) Cheese consumed in the last 7 days came from purchases?

FROM PURCHASES

- Small pot
- Big pot
- Sac
- Bag
- One unit
- Pack .
- Bit
- Box
- Lot
- Dozen
- Lot of 2
- Lot of 3
- Lot of 13
- Lot of 24
- Head
- Regime
- Bocal
- Bottle
- Glosse
- Gallon
- Litre
- Gram
- Kilogram
- Pound
- Case
- Other (SPECIFY)
- Refused
- Not applicable

Other (SPECIFY)

How much did you spend on the Cheese consumed in the past 7 days?

TOTAL SPENT

Choose currency

Gourdes

US Dollar

How much (quantity) Cheese came from your own production?

FROM AGRICULTURAL PRODUCTION

How much (unit) Cheese came from your own production?

FROM AGRICULTURAL PRODUCTION

- Small pot
- Big pot
- Sac
- Bag
- One unit
- Pack .
- Bit
- Box
- Lot
- Dozen
- Lot of 2
- Lot of 3
- Lot of 13
- Lot of 24
- Head
- Regime
- Bocal
- Bottle
- Glosse
- Gallon
- Litre
- Gram
- Kilogram
- Pound
- Case
- Other (SPECIFY)
- Refused
- Not applicable

Other (SPECIFY)

How much (quantity) of Cheese came from gifts and other sources

FROM GIFTS AND OTHER SOURCES

How much (unit) of Cheese came from gifts and other sources

FROM GIFTS AND OTHER SOURCES

- Small pot
- Big pot
- Sac
- Bag
- One unit
- Pack .
- Bit
- Box
- Lot
- Dozen
- Lot of 2
- Lot of 3
- Lot of 13
- Lot of 24
- Head
- Regime
- Bocal
- Bottle
- Gliosse
- Gallon
- Litre
- Gram
- Kilogram
- Pound
- Case
- Other (SPECIFY)
- Refused
- Not applicable

Other (SPECIFY)

101.-Over the past 7 days, did you or others in your household consume Yoghurt?

YES

NO

101.-Over the past 7 days, how much (quantity) did you or others in your household consume Yoghurt?

FOOD CONSUMPTION OVER PAST 7 DAYS

101.-Over the past 7 days, what's the unit did you or others in your household consume Yoghurt?

FOOD CONSUMPTION OVER PAST 7 DAYS

- Small pot
- Big pot
- Sac
- Bag
- One unit
- Pack .
- Bit
- Box
- Lot
- Dozen
- Lot of 2
- Lot of 3
- Lot of 13
- Lot of 24
- Head
- Regime
- Bocal
- Bottle
- Glosse
- Gallon
- Litre
- Gram
- Kilogram
- Pound
- Case
- Other (SPECIFY)
- Refused
- Not applicable

Other (SPECIFY)

How much (Quantity) Yoghurt consumed in the last 7 days came from purchases?

FROM PURCHASES

How much (Unit) Yoghurt consumed in the last 7 days came from purchases?

FROM PURCHASES

- Small pot
- Big pot
- Sac
- Bag
- One unit
- Pack .
- Bit
- Box
- Lot
- Dozen
- Lot of 2
- Lot of 3
- Lot of 13
- Lot of 24
- Head
- Regime
- Bocal
- Bottle
- Gliosse
- Gallon
- Litre
- Gram
- Kilogram
- Pound
- Case
- Other (SPECIFY)
- Refused
- Not applicable

Other (SPECIFY)

How much did you spend on the Yoghurt consumed in the past 7 days?

TOTAL SPENT

Choose currency

Gourdes

US Dollar

How much (quantity) Yoghurt came from your own production?

FROM AGRICULTURAL PRODUCTION

How much (unit) Yoghurt came from your own production?

FROM AGRICULTURAL PRODUCTION

- Small pot
- Big pot
- Sac
- Bag
- One unit
- Pack .
- Bit
- Box
- Lot
- Dozen
- Lot of 2
- Lot of 3
- Lot of 13
- Lot of 24
- Head
- Regime
- Bocal
- Bottle
- Glosse
- Gallon
- Litre
- Gram
- Kilogram
- Pound
- Case
- Other (SPECIFY)
- Refused
- Not applicable

Other (SPECIFY)

How much (quantity) of Yoghurt came from gifts and other sources

FROM GIFTS AND OTHER SOURCES

How much (unit) of Yoghurt came from gifts and other sources

FROM GIFTS AND OTHER SOURCES

- Small pot
- Big pot
- Sac
- Bag
- One unit
- Pack .
- Bit
- Box
- Lot
- Dozen
- Lot of 2
- Lot of 3
- Lot of 13
- Lot of 24
- Head
- Regime
- Bocal
- Bottle
- Gliosse
- Gallon
- Litre
- Gram
- Kilogram
- Pound
- Case
- Other (SPECIFY)
- Refused
- Not applicable

Other (SPECIFY)

101.-Over the past 7 days, did you or others in your household consume Oil, butter and lard?

YES

NO

101.-Over the past 7 days, how much (quantity) did you or others in your household consume Oil, butter and lard?

FOOD CONSUMPTION OVER PAST 7 DAYS

101.-Over the past 7 days, what's the unit did you or others in your household consume Oil, butter and lard?

FOOD CONSUMPTION OVER PAST 7 DAYS

- Small pot
- Big pot
- Sac
- Bag
- One unit
- Pack .
- Bit
- Box
- Lot
- Dozen
- Lot of 2
- Lot of 3
- Lot of 13
- Lot of 24
- Head
- Regime
- Bocal
- Bottle
- Glosse
- Gallon
- Litre
- Gram
- Kilogram
- Pound
- Case
- Other (SPECIFY)
- Refused
- Not applicable

How much (Quantity) Oil, butter and lard consumed in the last 7 days came from purchases?

FROM PURCHASES

How much (Unit) Oil, butter and lard consumed in the last 7 days came from purchases?

FROM PURCHASES

- Small pot
- Big pot
- Sac
- Bag
- One unit
- Pack .
- Bit
- Box
- Lot
- Dozen
- Lot of 2
- Lot of 3
- Lot of 13
- Lot of 24
- Head
- Regime
- Bocal
- Bottle
- Glosse
- Gallon
- Litre
- Gram
- Kilogram
- Pound
- Case
- Other (SPECIFY)
- Refused
- Not applicable

How much did you spend on the Oil, butter and lard consumed in the past 7 days?

TOTAL SPENT

Choose currency

Gourdes

US Dollar

How much (quantity) Oil, butter and lard came from your own production?

FROM AGRICULTURAL PRODUCTION

How much (unit) Oil, butter and lard came from your own production?

FROM AGRICULTURAL PRODUCTION

- Small pot
- Big pot
- Sac
- Bag
- One unit
- Pack .
- Bit
- Box
- Lot
- Dozen
- Lot of 2
- Lot of 3
- Lot of 13
- Lot of 24
- Head
- Regime
- Bocal
- Bottle
- Glosse
- Gallon
- Litre
- Gram
- Kilogram
- Pound
- Case
- Other (SPECIFY)
- Refused
- Not applicable

How much (quantity) of Oil, butter and lard came from gifts and other sources

FROM GIFTS AND OTHER SOURCES

How much (unit) of Oil, butter and lard came from gifts and other sources

FROM GIFTS AND OTHER SOURCES

- Small pot
- Big pot
- Sac
- Bag
- One unit
- Pack .
- Bit
- Box
- Lot
- Dozen
- Lot of 2
- Lot of 3
- Lot of 13
- Lot of 24
- Head
- Regime
- Bocal
- Bottle
- Glosse
- Gallon
- Litre
- Gram
- Kilogram
- Pound
- Case
- Other (SPECIFY)
- Refused
- Not applicable

101.-Over the past 7 days, did you or others in your household consume Mangoes ?

- YES
- NO

101.-Over the past 7 days, how much (quantity) did you or others in your household consume Mangoes ?

FOOD CONSUMPTION OVER PAST 7 DAYS

101.-Over the past 7 days, what's the unit did you or others in your household consume Mangoes ?

FOOD CONSUMPTION OVER PAST 7 DAYS

- Small pot
- Big pot
- Sac
- Bag
- One unit
- Pack .
- Bit
- Box
- Lot
- Dozen
- Lot of 2
- Lot of 3
- Lot of 13
- Lot of 24
- Head
- Regime
- Bocal
- Bottle
- Gliosse
- Gallon
- Litre
- Gram
- Kilogram
- Pound
- Case
- Other (SPECIFY)
- Refused
- Not applicable

How much (Quantity) Mangoes consumed in the last 7 days came from purchases?

FROM PURCHASES

How much (Unit) Mangoes consumed in the last 7 days came from purchases?

FROM PURCHASES

- Small pot
- Big pot
- Sac
- Bag
- One unit
- Pack .
- Bit
- Box
- Lot
- Dozen
- Lot of 2
- Lot of 3
- Lot of 13
- Lot of 24
- Head
- Regime
- Bocal
- Bottle
- Gliosse
- Gallon
- Litre
- Gram
- Kilogram
- Pound
- Case
- Other (SPECIFY)
- Refused
- Not applicable

How much did you spend on the Mangoes consumed in the past 7 days?

TOTAL SPENT

Choose currency

Gourdes

US Dollar

How much (quantity) Mangoes came from your own production?

FROM AGRICULTURAL PRODUCTION

How much (unit) Mangoes came from your own production?

FROM AGRICULTURAL PRODUCTION

- Small pot
- Big pot
- Sac
- Bag
- One unit
- Pack .
- Bit
- Box
- Lot
- Dozen
- Lot of 2
- Lot of 3
- Lot of 13
- Lot of 24
- Head
- Regime
- Bocal
- Bottle
- Glosse
- Gallon
- Litre
- Gram
- Kilogram
- Pound
- Case
- Other (SPECIFY)
- Refused
- Not applicable

How much (quantity) of Mangoes came from gifts and other sources

FROM GIFTS AND OTHER SOURCES

How much (unit) of Mangoes came from gifts and other sources

FROM GIFTS AND OTHER SOURCES

- Small pot
- Big pot
- Sac
- Bag
- One unit
- Pack .
- Bit
- Box
- Lot
- Dozen
- Lot of 2
- Lot of 3
- Lot of 13
- Lot of 24
- Head
- Regime
- Bocal
- Bottle
- Glosse
- Gallon
- Litre
- Gram
- Kilogram
- Pound
- Case
- Other (SPECIFY)
- Refused
- Not applicable

101.-Over the past 7 days, did you or others in your household consume Grapes ?

- YES
- NO

101.-Over the past 7 days, how much (quantity) did you or others in your household consume Grapes ?

FOOD CONSUMPTION OVER PAST 7 DAYS

101.-Over the past 7 days, what's the unit did you or others in your household consume Grapes ?

FOOD CONSUMPTION OVER PAST 7 DAYS

- Small pot
- Big pot
- Sac
- Bag
- One unit
- Pack .
- Bit
- Box
- Lot
- Dozen
- Lot of 2
- Lot of 3
- Lot of 13
- Lot of 24
- Head
- Regime
- Bocal
- Bottle
- Gliosse
- Gallon
- Litre
- Gram
- Kilogram
- Pound
- Case
- Other (SPECIFY)
- Refused
- Not applicable

Other (SPECIFY)

How much (Quantity) Grapes consumed in the last 7 days came from purchases?

FROM PURCHASES

How much (Unit) Grapes consumed in the last 7 days came from purchases?

FROM PURCHASES

- Small pot
- Big pot
- Sac
- Bag
- One unit
- Pack .
- Bit
- Box
- Lot
- Dozen
- Lot of 2
- Lot of 3
- Lot of 13
- Lot of 24
- Head
- Regime
- Bocal
- Bottle
- Glosse
- Gallon
- Litre
- Gram
- Kilogram
- Pound
- Case
- Other (SPECIFY)
- Refused
- Not applicable

Other (SPECIFY)

How much did you spend on the Grapes consumed in the past 7 days?

TOTAL SPENT

Choose currency

Gourdes

US Dollar

How much (quantity) Grapes came from your own production?

FROM AGRICULTURAL PRODUCTION

How much (unit) Grapes came from your own production?

FROM AGRICULTURAL PRODUCTION

- Small pot
- Big pot
- Sac
- Bag
- One unit
- Pack .
- Bit
- Box
- Lot
- Dozen
- Lot of 2
- Lot of 3
- Lot of 13
- Lot of 24
- Head
- Regime
- Bocal
- Bottle
- Glosse
- Gallon
- Litre
- Gram
- Kilogram
- Pound
- Case
- Other (SPECIFY)
- Refused
- Not applicable

Other (SPECIFY)

How much (quantity) of Grapes came from gifts and other sources

FROM GIFTS AND OTHER SOURCES

How much (unit) of Grapes came from gifts and other sources

FROM GIFTS AND OTHER SOURCES

- Small pot
- Big pot
- Sac
- Bag
- One unit
- Pack .
- Bit
- Box
- Lot
- Dozen
- Lot of 2
- Lot of 3
- Lot of 13
- Lot of 24
- Head
- Regime
- Bocal
- Bottle
- Gliosse
- Gallon
- Litre
- Gram
- Kilogram
- Pound
- Case
- Other (SPECIFY)
- Refused
- Not applicable

Other (SPECIFY)

101.-Over the past 7 days, did you or others in your household consume Pineapples?

YES

NO

101.-Over the past 7 days, how much (quantity) did you or others in your household consume Pineapples?

FOOD CONSUMPTION OVER PAST 7 DAYS

101.-Over the past 7 days, what's the unit did you or others in your household consume Pineapples?

FOOD CONSUMPTION OVER PAST 7 DAYS

- Small pot
- Big pot
- Sac
- Bag
- One unit
- Pack .
- Bit
- Box
- Lot
- Dozen
- Lot of 2
- Lot of 3
- Lot of 13
- Lot of 24
- Head
- Regime
- Bocal
- Bottle
- Glosse
- Gallon
- Litre
- Gram
- Kilogram
- Pound
- Case
- Other (SPECIFY)
- Refused
- Not applicable

How much (Quantity) Pineapplesconsumed in the last 7 days came from purchases?

FROM PURCHASES

How much (Unit) Pineapplesconsumed in the last 7 days came from purchases?

FROM PURCHASES

- Small pot
- Big pot
- Sac
- Bag
- One unit
- Pack .
- Bit
- Box
- Lot
- Dozen
- Lot of 2
- Lot of 3
- Lot of 13
- Lot of 24
- Head
- Regime
- Bocal
- Bottle
- Glosse
- Gallon
- Litre
- Gram
- Kilogram
- Pound
- Case
- Other (SPECIFY)
- Refused
- Not applicable

How much did you spend on the Pineapplesconsumed in the past 7 days?

TOTAL SPENT

Choose currency

Gourdes

US Dollar

How much (quantity) Pineapples came from your own production?

FROM AGRICULTURAL PRODUCTION

How much (unit) Pineapples came from your own production?

FROM AGRICULTURAL PRODUCTION

- Small pot
- Big pot
- Sac
- Bag
- One unit
- Pack .
- Bit
- Box
- Lot
- Dozen
- Lot of 2
- Lot of 3
- Lot of 13
- Lot of 24
- Head
- Regime
- Bocal
- Bottle
- Glosse
- Gallon
- Litre
- Gram
- Kilogram
- Pound
- Case
- Other (SPECIFY)
- Refused
- Not applicable

How much (quantity) of Pineapples came from gifts and other sources

FROM GIFTS AND OTHER SOURCES

How much (unit) of Pineapples came from gifts and other sources

FROM GIFTS AND OTHER SOURCES

- Small pot
- Big pot
- Sac
- Bag
- One unit
- Pack .
- Bit
- Box
- Lot
- Dozen
- Lot of 2
- Lot of 3
- Lot of 13
- Lot of 24
- Head
- Regime
- Bocal
- Bottle
- Glosse
- Gallon
- Litre
- Gram
- Kilogram
- Pound
- Case
- Other (SPECIFY)
- Refused
- Not applicable

101.-Over the past 7 days, did you or others in your household consume Bananas?

- YES
- NO

101.-Over the past 7 days, how much (quantity) did you or others in your household consume Bananas?

FOOD CONSUMPTION OVER PAST 7 DAYS

101.-Over the past 7 days, what's the unit did you or others in your household consume Bananas?

FOOD CONSUMPTION OVER PAST 7 DAYS

- Small pot
- Big pot
- Sac
- Bag
- One unit
- Pack .
- Bit
- Box
- Lot
- Dozen
- Lot of 2
- Lot of 3
- Lot of 13
- Lot of 24
- Head
- Regime
- Bocal
- Bottle
- Gliosse
- Gallon
- Litre
- Gram
- Kilogram
- Pound
- Case
- Other (SPECIFY)
- Refused
- Not applicable

Other (SPECIFY)

How much (Quantity) Bananas consumed in the last 7 days came from purchases?

FROM PURCHASES

How much (Unit) Bananas consumed in the last 7 days came from purchases?

FROM PURCHASES

- Small pot
- Big pot
- Sac
- Bag
- One unit
- Pack .
- Bit
- Box
- Lot
- Dozen
- Lot of 2
- Lot of 3
- Lot of 13
- Lot of 24
- Head
- Regime
- Bocal
- Bottle
- Glosse
- Gallon
- Litre
- Gram
- Kilogram
- Pound
- Case
- Other (SPECIFY)
- Refused
- Not applicable

Other (SPECIFY)

How much did you spend on the Bananas consumed in the past 7 days?

TOTAL SPENT

Choose currency

Gourdes

US Dollar

How much (quantity) Bananas came from your own production?

FROM AGRICULTURAL PRODUCTION

How much (unit) Bananas came from your own production?

FROM AGRICULTURAL PRODUCTION

- Small pot
- Big pot
- Sac
- Bag
- One unit
- Pack .
- Bit
- Box
- Lot
- Dozen
- Lot of 2
- Lot of 3
- Lot of 13
- Lot of 24
- Head
- Regime
- Bocal
- Bottle
- Glosse
- Gallon
- Litre
- Gram
- Kilogram
- Pound
- Case
- Other (SPECIFY)
- Refused
- Not applicable

Other (SPECIFY)

How much (quantity) of Bananas came from gifts and other sources

FROM GIFTS AND OTHER SOURCES

How much (unit) of Bananas came from gifts and other sources

FROM GIFTS AND OTHER SOURCES

- Small pot
- Big pot
- Sac
- Bag
- One unit
- Pack .
- Bit
- Box
- Lot
- Dozen
- Lot of 2
- Lot of 3
- Lot of 13
- Lot of 24
- Head
- Regime
- Bocal
- Bottle
- Gliosse
- Gallon
- Litre
- Gram
- Kilogram
- Pound
- Case
- Other (SPECIFY)
- Refused
- Not applicable

Other (SPECIFY)

101.-Over the past 7 days, did you or others in your household consume Orange ?

YES

NO

101.-Over the past 7 days, how much (quantity) did you or others in your household consume Orange ?

FOOD CONSUMPTION OVER PAST 7 DAYS

101.-Over the past 7 days, what's the unit did you or others in your household consume Orange ?

FOOD CONSUMPTION OVER PAST 7 DAYS

- Small pot
- Big pot
- Sac
- Bag
- One unit
- Pack .
- Bit
- Box
- Lot
- Dozen
- Lot of 2
- Lot of 3
- Lot of 13
- Lot of 24
- Head
- Regime
- Bocal
- Bottle
- Glosse
- Gallon
- Litre
- Gram
- Kilogram
- Pound
- Case
- Other (SPECIFY)
- Refused
- Not applicable

How much (Quantity) Orange consumed in the last 7 days came from purchases?

FROM PURCHASES

How much (Unit) Orange consumed in the last 7 days came from purchases?

FROM PURCHASES

- Small pot
- Big pot
- Sac
- Bag
- One unit
- Pack .
- Bit
- Box
- Lot
- Dozen
- Lot of 2
- Lot of 3
- Lot of 13
- Lot of 24
- Head
- Regime
- Bocal
- Bottle
- Glosse
- Gallon
- Litre
- Gram
- Kilogram
- Pound
- Case
- Other (SPECIFY)
- Refused
- Not applicable

How much did you spend on the Orange consumed in the past 7 days?

TOTAL SPENT

Choose currency

- Gourdes
- US Dollar

How much (quantity) Orange came from your own production?

FROM AGRICULTURAL PRODUCTION

How much (unit) Orange came from your own production?

FROM AGRICULTURAL PRODUCTION

- Small pot
- Big pot
- Sac
- Bag
- One unit
- Pack .
- Bit
- Box
- Lot
- Dozen
- Lot of 2
- Lot of 3
- Lot of 13
- Lot of 24
- Head
- Regime
- Bocal
- Bottle
- Glosse
- Gallon
- Litre
- Gram
- Kilogram
- Pound
- Case
- Other (SPECIFY)
- Refused
- Not applicable

How much (quantity) of Orange came from gifts and other sources

FROM GIFTS AND OTHER SOURCES

How much (unit) of Orange came from gifts and other sources

FROM GIFTS AND OTHER SOURCES

- Small pot
- Big pot
- Sac
- Bag
- One unit
- Pack .
- Bit
- Box
- Lot
- Dozen
- Lot of 2
- Lot of 3
- Lot of 13
- Lot of 24
- Head
- Regime
- Bocal
- Bottle
- Glosse
- Gallon
- Litre
- Gram
- Kilogram
- Pound
- Case
- Other (SPECIFY)
- Refused
- Not applicable

101.-Over the past 7 days, did you or others in your household consume Lemon ?

- YES
- NO

101.-Over the past 7 days, how much (quantity) did you or others in your household consume Lemon ?

FOOD CONSUMPTION OVER PAST 7 DAYS

101.-Over the past 7 days, what's the unit did you or others in your household consume Lemon ?

FOOD CONSUMPTION OVER PAST 7 DAYS

- Small pot
- Big pot
- Sac
- Bag
- One unit
- Pack .
- Bit
- Box
- Lot
- Dozen
- Lot of 2
- Lot of 3
- Lot of 13
- Lot of 24
- Head
- Regime
- Bocal
- Bottle
- Gliosse
- Gallon
- Litre
- Gram
- Kilogram
- Pound
- Case
- Other (SPECIFY)
- Refused
- Not applicable

How much (Quantity) Lemon consumed in the last 7 days came from purchases?

FROM PURCHASES

How much (Unit) Lemon consumed in the last 7 days came from purchases?

FROM PURCHASES

- Small pot
- Big pot
- Sac
- Bag
- One unit
- Pack .
- Bit
- Box
- Lot
- Dozen
- Lot of 2
- Lot of 3
- Lot of 13
- Lot of 24
- Head
- Regime
- Bocal
- Bottle
- Gliosse
- Gallon
- Litre
- Gram
- Kilogram
- Pound
- Case
- Other (SPECIFY)
- Refused
- Not applicable

How much did you spend on the Lemon consumed in the past 7 days?

TOTAL SPENT

Choose currency

Gourdes

US Dollar

How much (quantity) Lemon came from your own production?

FROM AGRICULTURAL PRODUCTION

How much (unit) Lemon came from your own production?

FROM AGRICULTURAL PRODUCTION

- Small pot
- Big pot
- Sac
- Bag
- One unit
- Pack .
- Bit
- Box
- Lot
- Dozen
- Lot of 2
- Lot of 3
- Lot of 13
- Lot of 24
- Head
- Regime
- Bocal
- Bottle
- Glosse
- Gallon
- Litre
- Gram
- Kilogram
- Pound
- Case
- Other (SPECIFY)
- Refused
- Not applicable

How much (quantity) of Lemon came from gifts and other sources

FROM GIFTS AND OTHER SOURCES

How much (unit) of Lemon came from gifts and other sources

FROM GIFTS AND OTHER SOURCES

- Small pot
- Big pot
- Sac
- Bag
- One unit
- Pack .
- Bit
- Box
- Lot
- Dozen
- Lot of 2
- Lot of 3
- Lot of 13
- Lot of 24
- Head
- Regime
- Bocal
- Bottle
- Glosse
- Gallon
- Litre
- Gram
- Kilogram
- Pound
- Case
- Other (SPECIFY)
- Refused
- Not applicable

101.-Over the past 7 days, did you or others in your household consume Other fruits ?

- YES
- NO

101.-Over the past 7 days, how much (quantity) did you or others in your household consume Other fruits ?

FOOD CONSUMPTION OVER PAST 7 DAYS

101.-Over the past 7 days, what's the unit did you or others in your household consume Other fruits ?

FOOD CONSUMPTION OVER PAST 7 DAYS

- Small pot
- Big pot
- Sac
- Bag
- One unit
- Pack .
- Bit
- Box
- Lot
- Dozen
- Lot of 2
- Lot of 3
- Lot of 13
- Lot of 24
- Head
- Regime
- Bocal
- Bottle
- Gliosse
- Gallon
- Litre
- Gram
- Kilogram
- Pound
- Case
- Other (SPECIFY)
- Refused
- Not applicable

Other (SPECIFY)

How much (Quantity) Other fruits consumed in the last 7 days came from purchases?

FROM PURCHASES

How much (Unit) Other fruits consumed in the last 7 days came from purchases?

FROM PURCHASES

- Small pot
- Big pot
- Sac
- Bag
- One unit
- Pack .
- Bit
- Box
- Lot
- Dozen
- Lot of 2
- Lot of 3
- Lot of 13
- Lot of 24
- Head
- Regime
- Bocal
- Bottle
- Glosse
- Gallon
- Litre
- Gram
- Kilogram
- Pound
- Case
- Other (SPECIFY)
- Refused
- Not applicable

Other (SPECIFY)

How much did you spend on the Other fruits consumed in the past 7 days?

TOTAL SPENT

Choose currency

Gourdes

US Dollar

How much (quantity) Other fruits came from your own production?

FROM AGRICULTURAL PRODUCTION

How much (unit) Other fruits came from your own production?

FROM AGRICULTURAL PRODUCTION

- Small pot
- Big pot
- Sac
- Bag
- One unit
- Pack .
- Bit
- Box
- Lot
- Dozen
- Lot of 2
- Lot of 3
- Lot of 13
- Lot of 24
- Head
- Regime
- Bocal
- Bottle
- Glosse
- Gallon
- Litre
- Gram
- Kilogram
- Pound
- Case
- Other (SPECIFY)
- Refused
- Not applicable

Other (SPECIFY)

How much (quantity) of Other fruits came from gifts and other sources

FROM GIFTS AND OTHER SOURCES

How much (unit) of Other fruits came from gifts and other sources

FROM GIFTS AND OTHER SOURCES

- Small pot
- Big pot
- Sac
- Bag
- One unit
- Pack .
- Bit
- Box
- Lot
- Dozen
- Lot of 2
- Lot of 3
- Lot of 13
- Lot of 24
- Head
- Regime
- Bocal
- Bottle
- Gliosse
- Gallon
- Litre
- Gram
- Kilogram
- Pound
- Case
- Other (SPECIFY)
- Refused
- Not applicable

Other (SPECIFY)

101.-Over the past 7 days, did you or others in your household consume Tomatoes ?

YES

NO

101.-Over the past 7 days, how much (quantity) did you or others in your household consume Tomatoes ?

FOOD CONSUMPTION OVER PAST 7 DAYS

101.-Over the past 7 days, what's the unit did you or others in your household consume Tomatoes ?

FOOD CONSUMPTION OVER PAST 7 DAYS

- Small pot
- Big pot
- Sac
- Bag
- One unit
- Pack .
- Bit
- Box
- Lot
- Dozen
- Lot of 2
- Lot of 3
- Lot of 13
- Lot of 24
- Head
- Regime
- Bocal
- Bottle
- Glosse
- Gallon
- Litre
- Gram
- Kilogram
- Pound
- Case
- Other (SPECIFY)
- Refused
- Not applicable

How much (Quantity) Tomatoes consumed in the last 7 days came from purchases?

FROM PURCHASES

How much (Unit) Tomatoes consumed in the last 7 days came from purchases?

FROM PURCHASES

- Small pot
- Big pot
- Sac
- Bag
- One unit
- Pack .
- Bit
- Box
- Lot
- Dozen
- Lot of 2
- Lot of 3
- Lot of 13
- Lot of 24
- Head
- Regime
- Bocal
- Bottle
- Glosse
- Gallon
- Litre
- Gram
- Kilogram
- Pound
- Case
- Other (SPECIFY)
- Refused
- Not applicable

How much did you spend on the Tomatoes consumed in the past 7 days?

TOTAL SPENT

Choose currency

- Gourdes
- US Dollar

How much (quantity) Tomatoes came from your own production?

FROM AGRICULTURAL PRODUCTION

How much (unit) Tomatoes came from your own production?

FROM AGRICULTURAL PRODUCTION

- Small pot
- Big pot
- Sac
- Bag
- One unit
- Pack .
- Bit
- Box
- Lot
- Dozen
- Lot of 2
- Lot of 3
- Lot of 13
- Lot of 24
- Head
- Regime
- Bocal
- Bottle
- Glosse
- Gallon
- Litre
- Gram
- Kilogram
- Pound
- Case
- Other (SPECIFY)
- Refused
- Not applicable

How much (quantity) of Tomatoes came from gifts and other sources

FROM GIFTS AND OTHER SOURCES

How much (unit) of Tomatoes came from gifts and other sources

FROM GIFTS AND OTHER SOURCES

- Small pot
- Big pot
- Sac
- Bag
- One unit
- Pack .
- Bit
- Box
- Lot
- Dozen
- Lot of 2
- Lot of 3
- Lot of 13
- Lot of 24
- Head
- Regime
- Bocal
- Bottle
- Glosse
- Gallon
- Litre
- Gram
- Kilogram
- Pound
- Case
- Other (SPECIFY)
- Refused
- Not applicable

101.-Over the past 7 days, did you or others in your household consume Carrots ?

- YES
- NO

101.-Over the past 7 days, how much (quantity) did you or others in your household consume Carrots ?

FOOD CONSUMPTION OVER PAST 7 DAYS

101.-Over the past 7 days, what's the unit did you or others in your household consume Carrots ?

FOOD CONSUMPTION OVER PAST 7 DAYS

- Small pot
- Big pot
- Sac
- Bag
- One unit
- Pack .
- Bit
- Box
- Lot
- Dozen
- Lot of 2
- Lot of 3
- Lot of 13
- Lot of 24
- Head
- Regime
- Bocal
- Bottle
- Gliosse
- Gallon
- Litre
- Gram
- Kilogram
- Pound
- Case
- Other (SPECIFY)
- Refused
- Not applicable

How much (Quantity) Carrots consumed in the last 7 days came from purchases?

FROM PURCHASES

How much (Unit) Carrots consumed in the last 7 days came from purchases?

FROM PURCHASES

- Small pot
- Big pot
- Sac
- Bag
- One unit
- Pack .
- Bit
- Box
- Lot
- Dozen
- Lot of 2
- Lot of 3
- Lot of 13
- Lot of 24
- Head
- Regime
- Bocal
- Bottle
- Glosse
- Gallon
- Litre
- Gram
- Kilogram
- Pound
- Case
- Other (SPECIFY)
- Refused
- Not applicable

How much did you spend on the Carrots consumed in the past 7 days?

TOTAL SPENT

Choose currency

Gourdes

US Dollar

How much (quantity) Carrots came from your own production?

FROM AGRICULTURAL PRODUCTION

How much (unit) Carrots came from your own production?

FROM AGRICULTURAL PRODUCTION

- Small pot
- Big pot
- Sac
- Bag
- One unit
- Pack .
- Bit
- Box
- Lot
- Dozen
- Lot of 2
- Lot of 3
- Lot of 13
- Lot of 24
- Head
- Regime
- Bocal
- Bottle
- Glosse
- Gallon
- Litre
- Gram
- Kilogram
- Pound
- Case
- Other (SPECIFY)
- Refused
- Not applicable

How much (quantity) of Carrots came from gifts and other sources

FROM GIFTS AND OTHER SOURCES

How much (unit) of Carrots came from gifts and other sources

FROM GIFTS AND OTHER SOURCES

- Small pot
- Big pot
- Sac
- Bag
- One unit
- Pack .
- Bit
- Box
- Lot
- Dozen
- Lot of 2
- Lot of 3
- Lot of 13
- Lot of 24
- Head
- Regime
- Bocal
- Bottle
- Glosse
- Gallon
- Litre
- Gram
- Kilogram
- Pound
- Case
- Other (SPECIFY)
- Refused
- Not applicable

101.-Over the past 7 days, did you or others in your household consume Eggplant ?

- YES
- NO

101.-Over the past 7 days, how much (quantity) did you or others in your household consume Eggplant ?

FOOD CONSUMPTION OVER PAST 7 DAYS

101.-Over the past 7 days, what's the unit did you or others in your household consume Eggplant ?

FOOD CONSUMPTION OVER PAST 7 DAYS

- Small pot
- Big pot
- Sac
- Bag
- One unit
- Pack .
- Bit
- Box
- Lot
- Dozen
- Lot of 2
- Lot of 3
- Lot of 13
- Lot of 24
- Head
- Regime
- Bocal
- Bottle
- Glosse
- Gallon
- Litre
- Gram
- Kilogram
- Pound
- Case
- Other (SPECIFY)
- Refused
- Not applicable

How much (Quantity) Eggplant consumed in the last 7 days came from purchases?

FROM PURCHASES

How much (Unit) Eggplant consumed in the last 7 days came from purchases?

FROM PURCHASES

- Small pot
- Big pot
- Sac
- Bag
- One unit
- Pack .
- Bit
- Box
- Lot
- Dozen
- Lot of 2
- Lot of 3
- Lot of 13
- Lot of 24
- Head
- Regime
- Bocal
- Bottle
- Gliosse
- Gallon
- Litre
- Gram
- Kilogram
- Pound
- Case
- Other (SPECIFY)
- Refused
- Not applicable

How much did you spend on the Eggplant consumed in the past 7 days?

TOTAL SPENT

Choose currency

Gourdes

US Dollar

How much (quantity) Eggplant came from your own production?

FROM AGRICULTURAL PRODUCTION

How much (unit) Eggplant came from your own production?

FROM AGRICULTURAL PRODUCTION

- Small pot
- Big pot
- Sac
- Bag
- One unit
- Pack .
- Bit
- Box
- Lot
- Dozen
- Lot of 2
- Lot of 3
- Lot of 13
- Lot of 24
- Head
- Regime
- Bocal
- Bottle
- Glosse
- Gallon
- Litre
- Gram
- Kilogram
- Pound
- Case
- Other (SPECIFY)
- Refused
- Not applicable

How much (quantity) of Eggplant came from gifts and other sources

FROM GIFTS AND OTHER SOURCES

How much (unit) of Eggplant came from gifts and other sources

FROM GIFTS AND OTHER SOURCES

- Small pot
- Big pot
- Sac
- Bag
- One unit
- Pack .
- Bit
- Box
- Lot
- Dozen
- Lot of 2
- Lot of 3
- Lot of 13
- Lot of 24
- Head
- Regime
- Bocal
- Bottle
- Glosse
- Gallon
- Litre
- Gram
- Kilogram
- Pound
- Case
- Other (SPECIFY)
- Refused
- Not applicable

101.-Over the past 7 days, did you or others in your household consume Cabbage ?

- YES
- NO

101.-Over the past 7 days, how much (quantity) did you or others in your household consume Cabbage ?

FOOD CONSUMPTION OVER PAST 7 DAYS

101.-Over the past 7 days, what's the unit did you or others in your household consume Cabbage ?

FOOD CONSUMPTION OVER PAST 7 DAYS

- Small pot
- Big pot
- Sac
- Bag
- One unit
- Pack .
- Bit
- Box
- Lot
- Dozen
- Lot of 2
- Lot of 3
- Lot of 13
- Lot of 24
- Head
- Regime
- Bocal
- Bottle
- Gliosse
- Gallon
- Litre
- Gram
- Kilogram
- Pound
- Case
- Other (SPECIFY)
- Refused
- Not applicable

How much (Quantity) Cabbage consumed in the last 7 days came from purchases?

FROM PURCHASES

How much (Unit) Cabbage consumed in the last 7 days came from purchases?

FROM PURCHASES

- Small pot
- Big pot
- Sac
- Bag
- One unit
- Pack .
- Bit
- Box
- Lot
- Dozen
- Lot of 2
- Lot of 3
- Lot of 13
- Lot of 24
- Head
- Regime
- Bocal
- Bottle
- Gliosse
- Gallon
- Litre
- Gram
- Kilogram
- Pound
- Case
- Other (SPECIFY)
- Refused
- Not applicable

How much did you spend on the Cabbage consumed in the past 7 days?

TOTAL SPENT

Choose currency

Gourdes

US Dollar

How much (quantity) Cabbage came from your own production?

FROM AGRICULTURAL PRODUCTION

How much (unit) Cabbage came from your own production?

FROM AGRICULTURAL PRODUCTION

- Small pot
- Big pot
- Sac
- Bag
- One unit
- Pack .
- Bit
- Box
- Lot
- Dozen
- Lot of 2
- Lot of 3
- Lot of 13
- Lot of 24
- Head
- Regime
- Bocal
- Bottle
- Glosse
- Gallon
- Litre
- Gram
- Kilogram
- Pound
- Case
- Other (SPECIFY)
- Refused
- Not applicable

How much (quantity) of Cabbage came from gifts and other sources

FROM GIFTS AND OTHER SOURCES

How much (unit) of Cabbage came from gifts and other sources

FROM GIFTS AND OTHER SOURCES

- Small pot
- Big pot
- Sac
- Bag
- One unit
- Pack .
- Bit
- Box
- Lot
- Dozen
- Lot of 2
- Lot of 3
- Lot of 13
- Lot of 24
- Head
- Regime
- Bocal
- Bottle
- Glosse
- Gallon
- Litre
- Gram
- Kilogram
- Pound
- Case
- Other (SPECIFY)
- Refused
- Not applicable

101.-Over the past 7 days, did you or others in your household consume Christophine (Méliton) ?

- YES
- NO

101.-Over the past 7 days, how much (quantity) did you or others in your household consume Christophine (Méliton) ?

FOOD CONSUMPTION OVER PAST 7 DAYS

101.-Over the past 7 days, what's the unit did you or others in your household consume Christophine (Méliton) ?

FOOD CONSUMPTION OVER PAST 7 DAYS

- Small pot
- Big pot
- Sac
- Bag
- One unit
- Pack .
- Bit
- Box
- Lot
- Dozen
- Lot of 2
- Lot of 3
- Lot of 13
- Lot of 24
- Head
- Regime
- Bocal
- Bottle
- Glosse
- Gallon
- Litre
- Gram
- Kilogram
- Pound
- Case
- Other (SPECIFY)
- Refused
- Not applicable

How much (Quantity) Christophine (Méliton) consumed in the last 7 days came from purchases?

FROM PURCHASES

How much (Unit) Christophine (Méliton) consumed in the last 7 days came from purchases?

FROM PURCHASES

- Small pot
- Big pot
- Sac
- Bag
- One unit
- Pack .
- Bit
- Box
- Lot
- Dozen
- Lot of 2
- Lot of 3
- Lot of 13
- Lot of 24
- Head
- Regime
- Bocal
- Bottle
- Gliosse
- Gallon
- Litre
- Gram
- Kilogram
- Pound
- Case
- Other (SPECIFY)
- Refused
- Not applicable

How much did you spend on the Christophine (Méliton) consumed in the past 7 days?

TOTAL SPENT

Choose currency

Gourdes

US Dollar

How much (quantity) Christophine (Méliton) came from your own production?

FROM AGRICULTURAL PRODUCTION

How much (unit) Christophine (Méliton) came from your own production?

FROM AGRICULTURAL PRODUCTION

- Small pot
- Big pot
- Sac
- Bag
- One unit
- Pack .
- Bit
- Box
- Lot
- Dozen
- Lot of 2
- Lot of 3
- Lot of 13
- Lot of 24
- Head
- Regime
- Bocal
- Bottle
- Glosse
- Gallon
- Litre
- Gram
- Kilogram
- Pound
- Case
- Other (SPECIFY)
- Refused
- Not applicable

How much (quantity) of Christophine (Méliton) came from gifts and other sources

FROM GIFTS AND OTHER SOURCES

How much (unit) of Christophine (Méliton) came from gifts and other sources

FROM GIFTS AND OTHER SOURCES

- Small pot
- Big pot
- Sac
- Bag
- One unit
- Pack .
- Bit
- Box
- Lot
- Dozen
- Lot of 2
- Lot of 3
- Lot of 13
- Lot of 24
- Head
- Regime
- Bocal
- Bottle
- Glosse
- Gallon
- Litre
- Gram
- Kilogram
- Pound
- Case
- Other (SPECIFY)
- Refused
- Not applicable

101.-Over the past 7 days, did you or others in your household consume Garlic ?

- YES
- NO

101.-Over the past 7 days, how much (quantity) did you or others in your household consume Garlic ?

FOOD CONSUMPTION OVER PAST 7 DAYS

101.-Over the past 7 days, what's the unit did you or others in your household consume Garlic ?

FOOD CONSUMPTION OVER PAST 7 DAYS

- Small pot
- Big pot
- Sac
- Bag
- One unit
- Pack .
- Bit
- Box
- Lot
- Dozen
- Lot of 2
- Lot of 3
- Lot of 13
- Lot of 24
- Head
- Regime
- Bocal
- Bottle
- Gliosse
- Gallon
- Litre
- Gram
- Kilogram
- Pound
- Case
- Other (SPECIFY)
- Refused
- Not applicable

How much (Quantity) Garlic consumed in the last 7 days came from purchases?

FROM PURCHASES

How much (Unit) Garlic consumed in the last 7 days came from purchases?

FROM PURCHASES

- Small pot
- Big pot
- Sac
- Bag
- One unit
- Pack .
- Bit
- Box
- Lot
- Dozen
- Lot of 2
- Lot of 3
- Lot of 13
- Lot of 24
- Head
- Regime
- Bocal
- Bottle
- Gliosse
- Gallon
- Litre
- Gram
- Kilogram
- Pound
- Case
- Other (SPECIFY)
- Refused
- Not applicable

How much did you spend on the Garlic consumed in the past 7 days?

TOTAL SPENT

Choose currency

Gourdes

US Dollar

How much (quantity) Garlic came from your own production?

FROM AGRICULTURAL PRODUCTION

How much (unit) Garlic came from your own production?

FROM AGRICULTURAL PRODUCTION

- Small pot
- Big pot
- Sac
- Bag
- One unit
- Pack .
- Bit
- Box
- Lot
- Dozen
- Lot of 2
- Lot of 3
- Lot of 13
- Lot of 24
- Head
- Regime
- Bocal
- Bottle
- Glosse
- Gallon
- Litre
- Gram
- Kilogram
- Pound
- Case
- Other (SPECIFY)
- Refused
- Not applicable

How much (quantity) of Garlic came from gifts and other sources

FROM GIFTS AND OTHER SOURCES

How much (unit) of Garlic came from gifts and other sources

FROM GIFTS AND OTHER SOURCES

- Small pot
- Big pot
- Sac
- Bag
- One unit
- Pack .
- Bit
- Box
- Lot
- Dozen
- Lot of 2
- Lot of 3
- Lot of 13
- Lot of 24
- Head
- Regime
- Bocal
- Bottle
- Glosse
- Gallon
- Litre
- Gram
- Kilogram
- Pound
- Case
- Other (SPECIFY)
- Refused
- Not applicable

101.-Over the past 7 days, did you or others in your household consume Onions ?

- YES
- NO

101.-Over the past 7 days, how much (quantity) did you or others in your household consume Onions ?

FOOD CONSUMPTION OVER PAST 7 DAYS

101.-Over the past 7 days, what's the unit did you or others in your household consume Onions ?

FOOD CONSUMPTION OVER PAST 7 DAYS

- Small pot
- Big pot
- Sac
- Bag
- One unit
- Pack .
- Bit
- Box
- Lot
- Dozen
- Lot of 2
- Lot of 3
- Lot of 13
- Lot of 24
- Head
- Regime
- Bocal
- Bottle
- Gliosse
- Gallon
- Litre
- Gram
- Kilogram
- Pound
- Case
- Other (SPECIFY)
- Refused
- Not applicable

How much (Quantity) Onions consumed in the last 7 days came from purchases?

FROM PURCHASES

How much (Unit) Onions consumed in the last 7 days came from purchases?

FROM PURCHASES

- Small pot
- Big pot
- Sac
- Bag
- One unit
- Pack .
- Bit
- Box
- Lot
- Dozen
- Lot of 2
- Lot of 3
- Lot of 13
- Lot of 24
- Head
- Regime
- Bocal
- Bottle
- Gliosse
- Gallon
- Litre
- Gram
- Kilogram
- Pound
- Case
- Other (SPECIFY)
- Refused
- Not applicable

How much did you spend on the Onions consumed in the past 7 days?

TOTAL SPENT

Choose currency

Gourdes

US Dollar

How much (quantity) Onions came from your own production?

FROM AGRICULTURAL PRODUCTION

How much (unit) Onions came from your own production?

FROM AGRICULTURAL PRODUCTION

- Small pot
- Big pot
- Sac
- Bag
- One unit
- Pack .
- Bit
- Box
- Lot
- Dozen
- Lot of 2
- Lot of 3
- Lot of 13
- Lot of 24
- Head
- Regime
- Bocal
- Bottle
- Glosse
- Gallon
- Litre
- Gram
- Kilogram
- Pound
- Case
- Other (SPECIFY)
- Refused
- Not applicable

How much (quantity) of Onions came from gifts and other sources

FROM GIFTS AND OTHER SOURCES

How much (unit) of Onions came from gifts and other sources

FROM GIFTS AND OTHER SOURCES

- Small pot
- Big pot
- Sac
- Bag
- One unit
- Pack .
- Bit
- Box
- Lot
- Dozen
- Lot of 2
- Lot of 3
- Lot of 13
- Lot of 24
- Head
- Regime
- Bocal
- Bottle
- Glosse
- Gallon
- Litre
- Gram
- Kilogram
- Pound
- Case
- Other (SPECIFY)
- Refused
- Not applicable

101.-Over the past 7 days, did you or others in your household consume Shallots ?

- YES
- NO

101.-Over the past 7 days, how much (quantity) did you or others in your household consume Shallots ?

FOOD CONSUMPTION OVER PAST 7 DAYS

101.-Over the past 7 days, what's the unit did you or others in your household consume Shallots ?

FOOD CONSUMPTION OVER PAST 7 DAYS

- Small pot
- Big pot
- Sac
- Bag
- One unit
- Pack .
- Bit
- Box
- Lot
- Dozen
- Lot of 2
- Lot of 3
- Lot of 13
- Lot of 24
- Head
- Regime
- Bocal
- Bottle
- Glosse
- Gallon
- Litre
- Gram
- Kilogram
- Pound
- Case
- Other (SPECIFY)
- Refused
- Not applicable

How much (Quantity) Shallots consumed in the last 7 days came from purchases?

FROM PURCHASES

How much (Unit) Shallots consumed in the last 7 days came from purchases?

FROM PURCHASES

- Small pot
- Big pot
- Sac
- Bag
- One unit
- Pack .
- Bit
- Box
- Lot
- Dozen
- Lot of 2
- Lot of 3
- Lot of 13
- Lot of 24
- Head
- Regime
- Bocal
- Bottle
- Glosse
- Gallon
- Litre
- Gram
- Kilogram
- Pound
- Case
- Other (SPECIFY)
- Refused
- Not applicable

How much did you spend on the Shallots consumed in the past 7 days?

TOTAL SPENT

Choose currency

Gourdes

US Dollar

How much (quantity) Shallots came from your own production?

FROM AGRICULTURAL PRODUCTION

How much (unit) Shallots came from your own production?

FROM AGRICULTURAL PRODUCTION

- Small pot
- Big pot
- Sac
- Bag
- One unit
- Pack .
- Bit
- Box
- Lot
- Dozen
- Lot of 2
- Lot of 3
- Lot of 13
- Lot of 24
- Head
- Regime
- Bocal
- Bottle
- Glosse
- Gallon
- Litre
- Gram
- Kilogram
- Pound
- Case
- Other (SPECIFY)
- Refused
- Not applicable

How much (quantity) of Shallots came from gifts and other sources

FROM GIFTS AND OTHER SOURCES

How much (unit) of Shallots came from gifts and other sources

FROM GIFTS AND OTHER SOURCES

- Small pot
- Big pot
- Sac
- Bag
- One unit
- Pack .
- Bit
- Box
- Lot
- Dozen
- Lot of 2
- Lot of 3
- Lot of 13
- Lot of 24
- Head
- Regime
- Bocal
- Bottle
- Glosse
- Gallon
- Litre
- Gram
- Kilogram
- Pound
- Case
- Other (SPECIFY)
- Refused
- Not applicable

101.-Over the past 7 days, did you or others in your household consume Other vegetables ?

- YES
- NO

101.-Over the past 7 days, how much (quantity) did you or others in your household consume Other vegetables ?

FOOD CONSUMPTION OVER PAST 7 DAYS

101.-Over the past 7 days, what's the unit did you or others in your household consume Other vegetables ?

FOOD CONSUMPTION OVER PAST 7 DAYS

- Small pot
- Big pot
- Sac
- Bag
- One unit
- Pack .
- Bit
- Box
- Lot
- Dozen
- Lot of 2
- Lot of 3
- Lot of 13
- Lot of 24
- Head
- Regime
- Bocal
- Bottle
- Gliosse
- Gallon
- Litre
- Gram
- Kilogram
- Pound
- Case
- Other (SPECIFY)
- Refused
- Not applicable

How much (Quantity) Other vegetables consumed in the last 7 days came from purchases?

FROM PURCHASES

How much (Unit) Other vegetables consumed in the last 7 days came from purchases?

FROM PURCHASES

- Small pot
- Big pot
- Sac
- Bag
- One unit
- Pack .
- Bit
- Box
- Lot
- Dozen
- Lot of 2
- Lot of 3
- Lot of 13
- Lot of 24
- Head
- Regime
- Bocal
- Bottle
- Gliosse
- Gallon
- Litre
- Gram
- Kilogram
- Pound
- Case
- Other (SPECIFY)
- Refused
- Not applicable

How much did you spend on the Other vegetables consumed in the past 7 days?

TOTAL SPENT

Choose currency

Gourdes

US Dollar

How much (quantity) Other vegetables came from your own production?

FROM AGRICULTURAL PRODUCTION

How much (unit) Other vegetables came from your own production?

FROM AGRICULTURAL PRODUCTION

- Small pot
- Big pot
- Sac
- Bag
- One unit
- Pack .
- Bit
- Box
- Lot
- Dozen
- Lot of 2
- Lot of 3
- Lot of 13
- Lot of 24
- Head
- Regime
- Bocal
- Bottle
- Glosse
- Gallon
- Litre
- Gram
- Kilogram
- Pound
- Case
- Other (SPECIFY)
- Refused
- Not applicable

How much (quantity) of Other vegetables came from gifts and other sources

FROM GIFTS AND OTHER SOURCES

How much (unit) of Other vegetables came from gifts and other sources

FROM GIFTS AND OTHER SOURCES

- Small pot
- Big pot
- Sac
- Bag
- One unit
- Pack .
- Bit
- Box
- Lot
- Dozen
- Lot of 2
- Lot of 3
- Lot of 13
- Lot of 24
- Head
- Regime
- Bocal
- Bottle
- Glosse
- Gallon
- Litre
- Gram
- Kilogram
- Pound
- Case
- Other (SPECIFY)
- Refused
- Not applicable

101.-Over the past 7 days, did you or others in your household consume Plantain ?

- YES
- NO

101.-Over the past 7 days, how much (quantity) did you or others in your household consume Plantain ?

FOOD CONSUMPTION OVER PAST 7 DAYS

101.-Over the past 7 days, what's the unit did you or others in your household consume Plantain ?

FOOD CONSUMPTION OVER PAST 7 DAYS

- Small pot
- Big pot
- Sac
- Bag
- One unit
- Pack .
- Bit
- Box
- Lot
- Dozen
- Lot of 2
- Lot of 3
- Lot of 13
- Lot of 24
- Head
- Regime
- Bocal
- Bottle
- Gliosse
- Gallon
- Litre
- Gram
- Kilogram
- Pound
- Case
- Other (SPECIFY)
- Refused
- Not applicable

How much (Quantity) Plantain consumed in the last 7 days came from purchases?

FROM PURCHASES

How much (Unit) Plantain consumed in the last 7 days came from purchases?

FROM PURCHASES

- Small pot
- Big pot
- Sac
- Bag
- One unit
- Pack .
- Bit
- Box
- Lot
- Dozen
- Lot of 2
- Lot of 3
- Lot of 13
- Lot of 24
- Head
- Regime
- Bocal
- Bottle
- Glosse
- Gallon
- Litre
- Gram
- Kilogram
- Pound
- Case
- Other (SPECIFY)
- Refused
- Not applicable

How much did you spend on the Plantain consumed in the past 7 days?

TOTAL SPENT

Choose currency

Gourdes

US Dollar

How much (quantity) Plantain came from your own production?

FROM AGRICULTURAL PRODUCTION

How much (unit) Plantain came from your own production?

FROM AGRICULTURAL PRODUCTION

- Small pot
- Big pot
- Sac
- Bag
- One unit
- Pack .
- Bit
- Box
- Lot
- Dozen
- Lot of 2
- Lot of 3
- Lot of 13
- Lot of 24
- Head
- Regime
- Bocal
- Bottle
- Glosse
- Gallon
- Litre
- Gram
- Kilogram
- Pound
- Case
- Other (SPECIFY)
- Refused
- Not applicable

How much (quantity) of Plantain came from gifts and other sources

FROM GIFTS AND OTHER SOURCES

How much (unit) of Plantain came from gifts and other sources

FROM GIFTS AND OTHER SOURCES

- Small pot
- Big pot
- Sac
- Bag
- One unit
- Pack .
- Bit
- Box
- Lot
- Dozen
- Lot of 2
- Lot of 3
- Lot of 13
- Lot of 24
- Head
- Regime
- Bocal
- Bottle
- Glosse
- Gallon
- Litre
- Gram
- Kilogram
- Pound
- Case
- Other (SPECIFY)
- Refused
- Not applicable

101.-Over the past 7 days, did you or others in your household consume Potatoes ?

- YES
- NO

101.-Over the past 7 days, how much (quantity) did you or others in your household consume Potatoes ?

FOOD CONSUMPTION OVER PAST 7 DAYS

101.-Over the past 7 days, what's the unit did you or others in your household consume Potatoes ?

FOOD CONSUMPTION OVER PAST 7 DAYS

- Small pot
- Big pot
- Sac
- Bag
- One unit
- Pack .
- Bit
- Box
- Lot
- Dozen
- Lot of 2
- Lot of 3
- Lot of 13
- Lot of 24
- Head
- Regime
- Bocal
- Bottle
- Gliosse
- Gallon
- Litre
- Gram
- Kilogram
- Pound
- Case
- Other (SPECIFY)
- Refused
- Not applicable

How much (Quantity) Potatoes consumed in the last 7 days came from purchases?

FROM PURCHASES

How much (Unit) Potatoes consumed in the last 7 days came from purchases?

FROM PURCHASES

- Small pot
- Big pot
- Sac
- Bag
- One unit
- Pack .
- Bit
- Box
- Lot
- Dozen
- Lot of 2
- Lot of 3
- Lot of 13
- Lot of 24
- Head
- Regime
- Bocal
- Bottle
- Gliosse
- Gallon
- Litre
- Gram
- Kilogram
- Pound
- Case
- Other (SPECIFY)
- Refused
- Not applicable

How much did you spend on the Potatoes consumed in the past 7 days?

TOTAL SPENT

Choose currency

Gourdes

US Dollar

How much (quantity) Potatoes came from your own production?

FROM AGRICULTURAL PRODUCTION

How much (unit) Potatoes came from your own production?

FROM AGRICULTURAL PRODUCTION

- Small pot
- Big pot
- Sac
- Bag
- One unit
- Pack .
- Bit
- Box
- Lot
- Dozen
- Lot of 2
- Lot of 3
- Lot of 13
- Lot of 24
- Head
- Regime
- Bocal
- Bottle
- Glosse
- Gallon
- Litre
- Gram
- Kilogram
- Pound
- Case
- Other (SPECIFY)
- Refused
- Not applicable

How much (quantity) of Potatoes came from gifts and other sources

FROM GIFTS AND OTHER SOURCES

How much (unit) of Potatoes came from gifts and other sources

FROM GIFTS AND OTHER SOURCES

- Small pot
- Big pot
- Sac
- Bag
- One unit
- Pack .
- Bit
- Box
- Lot
- Dozen
- Lot of 2
- Lot of 3
- Lot of 13
- Lot of 24
- Head
- Regime
- Bocal
- Bottle
- Glosse
- Gallon
- Litre
- Gram
- Kilogram
- Pound
- Case
- Other (SPECIFY)
- Refused
- Not applicable

101.-Over the past 7 days, did you or others in your household consume Yam ?

- YES
- NO

101.-Over the past 7 days, how much (quantity) did you or others in your household consume Yam ?

FOOD CONSUMPTION OVER PAST 7 DAYS

101.-Over the past 7 days, what's the unit did you or others in your household consume Yam ?

FOOD CONSUMPTION OVER PAST 7 DAYS

- Small pot
- Big pot
- Sac
- Bag
- One unit
- Pack .
- Bit
- Box
- Lot
- Dozen
- Lot of 2
- Lot of 3
- Lot of 13
- Lot of 24
- Head
- Regime
- Bocal
- Bottle
- Gliosse
- Gallon
- Litre
- Gram
- Kilogram
- Pound
- Case
- Other (SPECIFY)
- Refused
- Not applicable

How much (Quantity) Yam consumed in the last 7 days came from purchases?

FROM PURCHASES

How much (Unit) Yam consumed in the last 7 days came from purchases?

FROM PURCHASES

- Small pot
- Big pot
- Sac
- Bag
- One unit
- Pack .
- Bit
- Box
- Lot
- Dozen
- Lot of 2
- Lot of 3
- Lot of 13
- Lot of 24
- Head
- Regime
- Bocal
- Bottle
- Gliosse
- Gallon
- Litre
- Gram
- Kilogram
- Pound
- Case
- Other (SPECIFY)
- Refused
- Not applicable

How much did you spend on the Yam consumed in the past 7 days?

TOTAL SPENT

Choose currency

Gourdes

US Dollar

How much (quantity) Yam came from your own production?

FROM AGRICULTURAL PRODUCTION

How much (unit) Yam came from your own production?

FROM AGRICULTURAL PRODUCTION

- Small pot
- Big pot
- Sac
- Bag
- One unit
- Pack .
- Bit
- Box
- Lot
- Dozen
- Lot of 2
- Lot of 3
- Lot of 13
- Lot of 24
- Head
- Regime
- Bocal
- Bottle
- Glosse
- Gallon
- Litre
- Gram
- Kilogram
- Pound
- Case
- Other (SPECIFY)
- Refused
- Not applicable

How much (quantity) of Yam came from gifts and other sources

FROM GIFTS AND OTHER SOURCES

How much (unit) of Yam came from gifts and other sources

FROM GIFTS AND OTHER SOURCES

- Small pot
- Big pot
- Sac
- Bag
- One unit
- Pack .
- Bit
- Box
- Lot
- Dozen
- Lot of 2
- Lot of 3
- Lot of 13
- Lot of 24
- Head
- Regime
- Bocal
- Bottle
- Glosse
- Gallon
- Litre
- Gram
- Kilogram
- Pound
- Case
- Other (SPECIFY)
- Refused
- Not applicable

101.-Over the past 7 days, did you or others in your household consume Manioc ?

- YES
- NO

101.-Over the past 7 days, how much (quantity) did you or others in your household consume Manioc ?

FOOD CONSUMPTION OVER PAST 7 DAYS

101.-Over the past 7 days, what's the unit did you or others in your household consume Manioc ?

FOOD CONSUMPTION OVER PAST 7 DAYS

- Small pot
- Big pot
- Sac
- Bag
- One unit
- Pack .
- Bit
- Box
- Lot
- Dozen
- Lot of 2
- Lot of 3
- Lot of 13
- Lot of 24
- Head
- Regime
- Bocal
- Bottle
- Glosse
- Gallon
- Litre
- Gram
- Kilogram
- Pound
- Case
- Other (SPECIFY)
- Refused
- Not applicable

How much (Quantity) Manioc consumed in the last 7 days came from purchases?

FROM PURCHASES

How much (Unit) Manioc consumed in the last 7 days came from purchases?

FROM PURCHASES

- Small pot
- Big pot
- Sac
- Bag
- One unit
- Pack .
- Bit
- Box
- Lot
- Dozen
- Lot of 2
- Lot of 3
- Lot of 13
- Lot of 24
- Head
- Regime
- Bocal
- Bottle
- Gliosse
- Gallon
- Litre
- Gram
- Kilogram
- Pound
- Case
- Other (SPECIFY)
- Refused
- Not applicable

How much did you spend on the Manioc consumed in the past 7 days?

TOTAL SPENT

Choose currency

Gourdes

US Dollar

How much (quantity) Manioc came from your own production?

FROM AGRICULTURAL PRODUCTION

How much (unit) Manioc came from your own production?

FROM AGRICULTURAL PRODUCTION

- Small pot
- Big pot
- Sac
- Bag
- One unit
- Pack .
- Bit
- Box
- Lot
- Dozen
- Lot of 2
- Lot of 3
- Lot of 13
- Lot of 24
- Head
- Regime
- Bocal
- Bottle
- Glosse
- Gallon
- Litre
- Gram
- Kilogram
- Pound
- Case
- Other (SPECIFY)
- Refused
- Not applicable

How much (quantity) of Manioc came from gifts and other sources

FROM GIFTS AND OTHER SOURCES

How much (unit) of Manioc came from gifts and other sources

FROM GIFTS AND OTHER SOURCES

- Small pot
- Big pot
- Sac
- Bag
- One unit
- Pack .
- Bit
- Box
- Lot
- Dozen
- Lot of 2
- Lot of 3
- Lot of 13
- Lot of 24
- Head
- Regime
- Bocal
- Bottle
- Glosse
- Gallon
- Litre
- Gram
- Kilogram
- Pound
- Case
- Other (SPECIFY)
- Refused
- Not applicable

101.-Over the past 7 days, did you or others in your household consume Sweet potato ?

- YES
- NO

101.-Over the past 7 days, how much (quantity) did you or others in your household consume Sweet potato ?

FOOD CONSUMPTION OVER PAST 7 DAYS

101.-Over the past 7 days, what's the unit did you or others in your household consume Sweet potato ?

FOOD CONSUMPTION OVER PAST 7 DAYS

- Small pot
- Big pot
- Sac
- Bag
- One unit
- Pack .
- Bit
- Box
- Lot
- Dozen
- Lot of 2
- Lot of 3
- Lot of 13
- Lot of 24
- Head
- Regime
- Bocal
- Bottle
- Gliosse
- Gallon
- Litre
- Gram
- Kilogram
- Pound
- Case
- Other (SPECIFY)
- Refused
- Not applicable

How much (Quantity) Sweet potato consumed in the last 7 days came from purchases?

FROM PURCHASES

How much (Unit) Sweet potato consumed in the last 7 days came from purchases?

FROM PURCHASES

- Small pot
- Big pot
- Sac
- Bag
- One unit
- Pack .
- Bit
- Box
- Lot
- Dozen
- Lot of 2
- Lot of 3
- Lot of 13
- Lot of 24
- Head
- Regime
- Bocal
- Bottle
- Gliosse
- Gallon
- Litre
- Gram
- Kilogram
- Pound
- Case
- Other (SPECIFY)
- Refused
- Not applicable

How much did you spend on the Sweet potato consumed in the past 7 days?

TOTAL SPENT

Choose currency

Gourdes

US Dollar

How much (quantity) Sweet potato came from your own production?

FROM AGRICULTURAL PRODUCTION

How much (unit) Sweet potato came from your own production?

FROM AGRICULTURAL PRODUCTION

- Small pot
- Big pot
- Sac
- Bag
- One unit
- Pack .
- Bit
- Box
- Lot
- Dozen
- Lot of 2
- Lot of 3
- Lot of 13
- Lot of 24
- Head
- Regime
- Bocal
- Bottle
- Glosse
- Gallon
- Litre
- Gram
- Kilogram
- Pound
- Case
- Other (SPECIFY)
- Refused
- Not applicable

How much (quantity) of Sweet potato came from gifts and other sources

FROM GIFTS AND OTHER SOURCES

How much (unit) of Sweet potato came from gifts and other sources

FROM GIFTS AND OTHER SOURCES

- Small pot
- Big pot
- Sac
- Bag
- One unit
- Pack .
- Bit
- Box
- Lot
- Dozen
- Lot of 2
- Lot of 3
- Lot of 13
- Lot of 24
- Head
- Regime
- Bocal
- Bottle
- Glosse
- Gallon
- Litre
- Gram
- Kilogram
- Pound
- Case
- Other (SPECIFY)
- Refused
- Not applicable

101.-Over the past 7 days, did you or others in your household consume Other tubercules ?

- YES
- NO

101.-Over the past 7 days, how much (quantity) did you or others in your household consume Other tubercules ?

FOOD CONSUMPTION OVER PAST 7 DAYS

101.-Over the past 7 days, what's the unit did you or others in your household consume Other tubercules ?

FOOD CONSUMPTION OVER PAST 7 DAYS

- Small pot
- Big pot
- Sac
- Bag
- One unit
- Pack .
- Bit
- Box
- Lot
- Dozen
- Lot of 2
- Lot of 3
- Lot of 13
- Lot of 24
- Head
- Regime
- Bocal
- Bottle
- Glosse
- Gallon
- Litre
- Gram
- Kilogram
- Pound
- Case
- Other (SPECIFY)
- Refused
- Not applicable

How much (Quantity) Other tubercules consumed in the last 7 days came from purchases?

FROM PURCHASES

How much (Unit) Other tubercules consumed in the last 7 days came from purchases?

FROM PURCHASES

- Small pot
- Big pot
- Sac
- Bag
- One unit
- Pack .
- Bit
- Box
- Lot
- Dozen
- Lot of 2
- Lot of 3
- Lot of 13
- Lot of 24
- Head
- Regime
- Bocal
- Bottle
- Gliosse
- Gallon
- Litre
- Gram
- Kilogram
- Pound
- Case
- Other (SPECIFY)
- Refused
- Not applicable

How much did you spend on the Other tubercules consumed in the past 7 days?

TOTAL SPENT

Choose currency

Gourdes

US Dollar

How much (quantity) Other tubercules came from your own production?

FROM AGRICULTURAL PRODUCTION

How much (unit) Other tubercules came from your own production?

FROM AGRICULTURAL PRODUCTION

- Small pot
- Big pot
- Sac
- Bag
- One unit
- Pack .
- Bit
- Box
- Lot
- Dozen
- Lot of 2
- Lot of 3
- Lot of 13
- Lot of 24
- Head
- Regime
- Bocal
- Bottle
- Glosse
- Gallon
- Litre
- Gram
- Kilogram
- Pound
- Case
- Other (SPECIFY)
- Refused
- Not applicable

How much (quantity) of Other tubercules came from gifts and other sources

FROM GIFTS AND OTHER SOURCES

How much (unit) of Other tubercules came from gifts and other sources

FROM GIFTS AND OTHER SOURCES

- Small pot
- Big pot
- Sac
- Bag
- One unit
- Pack .
- Bit
- Box
- Lot
- Dozen
- Lot of 2
- Lot of 3
- Lot of 13
- Lot of 24
- Head
- Regime
- Bocal
- Bottle
- Glosse
- Gallon
- Litre
- Gram
- Kilogram
- Pound
- Case
- Other (SPECIFY)
- Refused
- Not applicable

101.-Over the past 7 days, did you or others in your household consume Beans ?

- YES
- NO

101.-Over the past 7 days, how much (quantity) did you or others in your household consume Beans ?

FOOD CONSUMPTION OVER PAST 7 DAYS

101.-Over the past 7 days, what's the unit did you or others in your household consume Beans ?

FOOD CONSUMPTION OVER PAST 7 DAYS

- Small pot
- Big pot
- Sac
- Bag
- One unit
- Pack .
- Bit
- Box
- Lot
- Dozen
- Lot of 2
- Lot of 3
- Lot of 13
- Lot of 24
- Head
- Regime
- Bocal
- Bottle
- Gliosse
- Gallon
- Litre
- Gram
- Kilogram
- Pound
- Case
- Other (SPECIFY)
- Refused
- Not applicable

How much (Quantity) Beans consumed in the last 7 days came from purchases?

FROM PURCHASES

How much (Unit) Beans consumed in the last 7 days came from purchases?

FROM PURCHASES

- Small pot
- Big pot
- Sac
- Bag
- One unit
- Pack .
- Bit
- Box
- Lot
- Dozen
- Lot of 2
- Lot of 3
- Lot of 13
- Lot of 24
- Head
- Regime
- Bocal
- Bottle
- Gliosse
- Gallon
- Litre
- Gram
- Kilogram
- Pound
- Case
- Other (SPECIFY)
- Refused
- Not applicable

How much did you spend on the Beans consumed in the past 7 days?

TOTAL SPENT

Choose currency

Gourdes

US Dollar

How much (quantity) Beans came from your own production?

FROM AGRICULTURAL PRODUCTION

How much (unit) Beans came from your own production?

FROM AGRICULTURAL PRODUCTION

- Small pot
- Big pot
- Sac
- Bag
- One unit
- Pack .
- Bit
- Box
- Lot
- Dozen
- Lot of 2
- Lot of 3
- Lot of 13
- Lot of 24
- Head
- Regime
- Bocal
- Bottle
- Glosse
- Gallon
- Litre
- Gram
- Kilogram
- Pound
- Case
- Other (SPECIFY)
- Refused
- Not applicable

How much (quantity) of Beans came from gifts and other sources

FROM GIFTS AND OTHER SOURCES

How much (unit) of Beans came from gifts and other sources

FROM GIFTS AND OTHER SOURCES

- Small pot
- Big pot
- Sac
- Bag
- One unit
- Pack .
- Bit
- Box
- Lot
- Dozen
- Lot of 2
- Lot of 3
- Lot of 13
- Lot of 24
- Head
- Regime
- Bocal
- Bottle
- Glosse
- Gallon
- Litre
- Gram
- Kilogram
- Pound
- Case
- Other (SPECIFY)
- Refused
- Not applicable

101.-Over the past 7 days, did you or others in your household consume peanuts ?

- YES
- NO

101.-Over the past 7 days, how much (quantity) did you or others in your household consume peanuts ?

FOOD CONSUMPTION OVER PAST 7 DAYS

101.-Over the past 7 days, what's the unit did you or others in your household consume peanuts ?

FOOD CONSUMPTION OVER PAST 7 DAYS

- Small pot
- Big pot
- Sac
- Bag
- One unit
- Pack .
- Bit
- Box
- Lot
- Dozen
- Lot of 2
- Lot of 3
- Lot of 13
- Lot of 24
- Head
- Regime
- Bocal
- Bottle
- Gliosse
- Gallon
- Litre
- Gram
- Kilogram
- Pound
- Case
- Other (SPECIFY)
- Refused
- Not applicable

Other (SPECIFY)

How much (Quantity) peanuts consumed in the last 7 days came from purchases?

FROM PURCHASES

How much (Unit) peanuts consumed in the last 7 days came from purchases?

FROM PURCHASES

- Small pot
- Big pot
- Sac
- Bag
- One unit
- Pack .
- Bit
- Box
- Lot
- Dozen
- Lot of 2
- Lot of 3
- Lot of 13
- Lot of 24
- Head
- Regime
- Bocal
- Bottle
- Glosse
- Gallon
- Litre
- Gram
- Kilogram
- Pound
- Case
- Other (SPECIFY)
- Refused
- Not applicable

Other (SPECIFY)

How much did you spend on the peanuts consumed in the past 7 days?

TOTAL SPENT

Choose currency

Gourdes

US Dollar

How much (quantity) peanuts came from your own production?

FROM AGRICULTURAL PRODUCTION

How much (unit) peanuts came from your own production?

FROM AGRICULTURAL PRODUCTION

- Small pot
- Big pot
- Sac
- Bag
- One unit
- Pack .
- Bit
- Box
- Lot
- Dozen
- Lot of 2
- Lot of 3
- Lot of 13
- Lot of 24
- Head
- Regime
- Bocal
- Bottle
- Glosse
- Gallon
- Litre
- Gram
- Kilogram
- Pound
- Case
- Other (SPECIFY)
- Refused
- Not applicable

Other (SPECIFY)

How much (quantity) of peanuts came from gifts and other sources

FROM GIFTS AND OTHER SOURCES

How much (unit) of peanuts came from gifts and other sources

FROM GIFTS AND OTHER SOURCES

- Small pot
- Big pot
- Sac
- Bag
- One unit
- Pack .
- Bit
- Box
- Lot
- Dozen
- Lot of 2
- Lot of 3
- Lot of 13
- Lot of 24
- Head
- Regime
- Bocal
- Bottle
- Gliosse
- Gallon
- Litre
- Gram
- Kilogram
- Pound
- Case
- Other (SPECIFY)
- Refused
- Not applicable

Other (SPECIFY)

101.-Over the past 7 days, did you or others in your household consume sugar/honey ?

- YES
- NO

101.-Over the past 7 days, how much (quantity) did you or others in your household consume sugar/honey ?

FOOD CONSUMPTION OVER PAST 7 DAYS

101.-Over the past 7 days, what's the unit did you or others in your household consume sugar/honey ?

FOOD CONSUMPTION OVER PAST 7 DAYS

- Small pot
- Big pot
- Sac
- Bag
- One unit
- Pack .
- Bit
- Box
- Lot
- Dozen
- Lot of 2
- Lot of 3
- Lot of 13
- Lot of 24
- Head
- Regime
- Bocal
- Bottle
- Glosse
- Gallon
- Litre
- Gram
- Kilogram
- Pound
- Case
- Other (SPECIFY)
- Refused
- Not applicable

Other (SPECIFY)

How much (Quantity) sugar/honey consumed in the last 7 days came from purchases?

FROM PURCHASES

How much (Unit) sugar/honey consumed in the last 7 days came from purchases?

FROM PURCHASES

- Small pot
- Big pot
- Sac
- Bag
- One unit
- Pack .
- Bit
- Box
- Lot
- Dozen
- Lot of 2
- Lot of 3
- Lot of 13
- Lot of 24
- Head
- Regime
- Bocal
- Bottle
- Gliosse
- Gallon
- Litre
- Gram
- Kilogram
- Pound
- Case
- Other (SPECIFY)
- Refused
- Not applicable

Other (SPECIFY)

How much did you spend on the sugar/honey consumed in the past 7 days?

TOTAL SPENT

Choose currency

Gourdes

US Dollar

How much (quantity) sugar/honey came from your own production?

FROM AGRICULTURAL PRODUCTION

How much (unit) sugar/honey came from your own production?

FROM AGRICULTURAL PRODUCTION

- Small pot
- Big pot
- Sac
- Bag
- One unit
- Pack .
- Bit
- Box
- Lot
- Dozen
- Lot of 2
- Lot of 3
- Lot of 13
- Lot of 24
- Head
- Regime
- Bocal
- Bottle
- Glosse
- Gallon
- Litre
- Gram
- Kilogram
- Pound
- Case
- Other (SPECIFY)
- Refused
- Not applicable

Other (SPECIFY)

How much (quantity) of sugar/honey came from gifts and other sources

FROM GIFTS AND OTHER SOURCES

How much (unit) of sugar/honey came from gifts and other sources

FROM GIFTS AND OTHER SOURCES

- Small pot
- Big pot
- Sac
- Bag
- One unit
- Pack .
- Bit
- Box
- Lot
- Dozen
- Lot of 2
- Lot of 3
- Lot of 13
- Lot of 24
- Head
- Regime
- Bocal
- Bottle
- Gliosse
- Gallon
- Litre
- Gram
- Kilogram
- Pound
- Case
- Other (SPECIFY)
- Refused
- Not applicable

Other (SPECIFY)

101.-Over the past 7 days, did you or others in your household consume salt ?

YES

NO

101.-Over the past 7 days, how much (quantity) did you or others in your household consume salt ?

FOOD CONSUMPTION OVER PAST 7 DAYS

101.-Over the past 7 days, what's the unit did you or others in your household consume salt ?

FOOD CONSUMPTION OVER PAST 7 DAYS

- Small pot
- Big pot
- Sac
- Bag
- One unit
- Pack .
- Bit
- Box
- Lot
- Dozen
- Lot of 2
- Lot of 3
- Lot of 13
- Lot of 24
- Head
- Regime
- Bocal
- Bottle
- Glosse
- Gallon
- Litre
- Gram
- Kilogram
- Pound
- Case
- Other (SPECIFY)
- Refused
- Not applicable

Other (SPECIFY)

How much (Quantity) salt consumed in the last 7 days came from purchases?

FROM PURCHASES

How much (Unit) salt consumed in the last 7 days came from purchases?

FROM PURCHASES

- Small pot
- Big pot
- Sac
- Bag
- One unit
- Pack .
- Bit
- Box
- Lot
- Dozen
- Lot of 2
- Lot of 3
- Lot of 13
- Lot of 24
- Head
- Regime
- Bocal
- Bottle
- Gliosse
- Gallon
- Litre
- Gram
- Kilogram
- Pound
- Case
- Other (SPECIFY)
- Refused
- Not applicable

Other (SPECIFY)

How much did you spend on the salt consumed in the past 7 days?

TOTAL SPENT

Choose currency

Gourdes

US Dollar

How much (quantity) salt came from your own production?

FROM AGRICULTURAL PRODUCTION

How much (unit) salt came from your own production?

FROM AGRICULTURAL PRODUCTION

- Small pot
- Big pot
- Sac
- Bag
- One unit
- Pack .
- Bit
- Box
- Lot
- Dozen
- Lot of 2
- Lot of 3
- Lot of 13
- Lot of 24
- Head
- Regime
- Bocal
- Bottle
- Glosse
- Gallon
- Litre
- Gram
- Kilogram
- Pound
- Case
- Other (SPECIFY)
- Refused
- Not applicable

Other (SPECIFY)

How much (quantity) of salt came from gifts and other sources

FROM GIFTS AND OTHER SOURCES

How much (unit) of salt came from gifts and other sources

FROM GIFTS AND OTHER SOURCES

- Small pot
- Big pot
- Sac
- Bag
- One unit
- Pack .
- Bit
- Box
- Lot
- Dozen
- Lot of 2
- Lot of 3
- Lot of 13
- Lot of 24
- Head
- Regime
- Bocal
- Bottle
- Gliosse
- Gallon
- Litre
- Gram
- Kilogram
- Pound
- Case
- Other (SPECIFY)
- Refused
- Not applicable

Other (SPECIFY)

101.-Over the past 7 days, did you or others in your household consume Peppers (piment) ?

YES

NO

101.-Over the past 7 days, how much (quantity) did you or others in your household consume Peppers (piment) ?

FOOD CONSUMPTION OVER PAST 7 DAYS

101.-Over the past 7 days, what's the unit did you or others in your household consume Peppers (piment) ?

FOOD CONSUMPTION OVER PAST 7 DAYS

- Small pot
- Big pot
- Sac
- Bag
- One unit
- Pack .
- Bit
- Box
- Lot
- Dozen
- Lot of 2
- Lot of 3
- Lot of 13
- Lot of 24
- Head
- Regime
- Bocal
- Bottle
- Glosse
- Gallon
- Litre
- Gram
- Kilogram
- Pound
- Case
- Other (SPECIFY)
- Refused
- Not applicable

How much (Quantity) Peppers (piment) consumed in the last 7 days came from purchases?

FROM PURCHASES

How much (Unit) Peppers (piment) consumed in the last 7 days came from purchases?

FROM PURCHASES

- Small pot
- Big pot
- Sac
- Bag
- One unit
- Pack .
- Bit
- Box
- Lot
- Dozen
- Lot of 2
- Lot of 3
- Lot of 13
- Lot of 24
- Head
- Regime
- Bocal
- Bottle
- Glosse
- Gallon
- Litre
- Gram
- Kilogram
- Pound
- Case
- Other (SPECIFY)
- Refused
- Not applicable

How much did you spend on the Peppers (piment) consumed in the past 7 days?

TOTAL SPENT

Choose currency

Gourdes

US Dollar

How much (quantity) Peppers (piment) came from your own production?

FROM AGRICULTURAL PRODUCTION

How much (unit) Peppers (piment) came from your own production?

FROM AGRICULTURAL PRODUCTION

- Small pot
- Big pot
- Sac
- Bag
- One unit
- Pack .
- Bit
- Box
- Lot
- Dozen
- Lot of 2
- Lot of 3
- Lot of 13
- Lot of 24
- Head
- Regime
- Bocal
- Bottle
- Glosse
- Gallon
- Litre
- Gram
- Kilogram
- Pound
- Case
- Other (SPECIFY)
- Refused
- Not applicable

How much (quantity) of Peppers (piment) came from gifts and other sources

FROM GIFTS AND OTHER SOURCES

How much (unit) of Peppers (piment) came from gifts and other sources

FROM GIFTS AND OTHER SOURCES

- Small pot
- Big pot
- Sac
- Bag
- One unit
- Pack .
- Bit
- Box
- Lot
- Dozen
- Lot of 2
- Lot of 3
- Lot of 13
- Lot of 24
- Head
- Regime
- Bocal
- Bottle
- Glosse
- Gallon
- Litre
- Gram
- Kilogram
- Pound
- Case
- Other (SPECIFY)
- Refused
- Not applicable

101.-Over the past 7 days, did you or others in your household consume Pepper (poivre) ?

- YES
- NO

101.-Over the past 7 days, how much (quantity) did you or others in your household consume Pepper (poivre) ?

FOOD CONSUMPTION OVER PAST 7 DAYS

101.-Over the past 7 days, what's the unit did you or others in your household consume Pepper (poivre) ?

FOOD CONSUMPTION OVER PAST 7 DAYS

- Small pot
- Big pot
- Sac
- Bag
- One unit
- Pack .
- Bit
- Box
- Lot
- Dozen
- Lot of 2
- Lot of 3
- Lot of 13
- Lot of 24
- Head
- Regime
- Bocal
- Bottle
- Glosse
- Gallon
- Litre
- Gram
- Kilogram
- Pound
- Case
- Other (SPECIFY)
- Refused
- Not applicable

Other (SPECIFY)

How much (Quantity) Pepper (poivre) consumed in the last 7 days came from purchases?

FROM PURCHASES

How much (Unit) Pepper (poivre) consumed in the last 7 days came from purchases?

FROM PURCHASES

- Small pot
- Big pot
- Sac
- Bag
- One unit
- Pack .
- Bit
- Box
- Lot
- Dozen
- Lot of 2
- Lot of 3
- Lot of 13
- Lot of 24
- Head
- Regime
- Bocal
- Bottle
- Glosse
- Gallon
- Litre
- Gram
- Kilogram
- Pound
- Case
- Other (SPECIFY)
- Refused
- Not applicable

Other (SPECIFY)

How much did you spend on the Pepper (poivre) consumed in the past 7 days?

TOTAL SPENT

Choose currency

Gourdes

US Dollar

How much (quantity) Pepper (poivre) came from your own production?

FROM AGRICULTURAL PRODUCTION

How much (unit) Pepper (poivre) came from your own production?

FROM AGRICULTURAL PRODUCTION

- Small pot
- Big pot
- Sac
- Bag
- One unit
- Pack .
- Bit
- Box
- Lot
- Dozen
- Lot of 2
- Lot of 3
- Lot of 13
- Lot of 24
- Head
- Regime
- Bocal
- Bottle
- Glosse
- Gallon
- Litre
- Gram
- Kilogram
- Pound
- Case
- Other (SPECIFY)
- Refused
- Not applicable

Other (SPECIFY)

How much (quantity) of Pepper (poivre) came from gifts and other sources

FROM GIFTS AND OTHER SOURCES

How much (unit) of Pepper (poivre) came from gifts and other sources

FROM GIFTS AND OTHER SOURCES

- Small pot
- Big pot
- Sac
- Bag
- One unit
- Pack .
- Bit
- Box
- Lot
- Dozen
- Lot of 2
- Lot of 3
- Lot of 13
- Lot of 24
- Head
- Regime
- Bocal
- Bottle
- Glosse
- Gallon
- Litre
- Gram
- Kilogram
- Pound
- Case
- Other (SPECIFY)
- Refused
- Not applicable

Other (SPECIFY)

101.-Over the past 7 days, did you or others in your household consume Maggi ?

YES

NO

101.-Over the past 7 days, how much (quantity) did you or others in your household consume Maggi ?

FOOD CONSUMPTION OVER PAST 7 DAYS

101.-Over the past 7 days, what's the unit did you or others in your household consume Maggi ?

FOOD CONSUMPTION OVER PAST 7 DAYS

- Small pot
- Big pot
- Sac
- Bag
- One unit
- Pack .
- Bit
- Box
- Lot
- Dozen
- Lot of 2
- Lot of 3
- Lot of 13
- Lot of 24
- Head
- Regime
- Bocal
- Bottle
- Glosse
- Gallon
- Litre
- Gram
- Kilogram
- Pound
- Case
- Other (SPECIFY)
- Refused
- Not applicable

How much (Quantity) Maggi consumed in the last 7 days came from purchases?

FROM PURCHASES

How much (Unit) Maggi consumed in the last 7 days came from purchases?

FROM PURCHASES

- Small pot
- Big pot
- Sac
- Bag
- One unit
- Pack .
- Bit
- Box
- Lot
- Dozen
- Lot of 2
- Lot of 3
- Lot of 13
- Lot of 24
- Head
- Regime
- Bocal
- Bottle
- Glosse
- Gallon
- Litre
- Gram
- Kilogram
- Pound
- Case
- Other (SPECIFY)
- Refused
- Not applicable

How much did you spend on the Maggi consumed in the past 7 days?

TOTAL SPENT

Choose currency

- Gourdes
- US Dollar

How much (quantity) of Maggi came from gifts and other sources

FROM GIFTS AND OTHER SOURCES

How much (unit) of Maggi came from gifts and other sources

FROM GIFTS AND OTHER SOURCES

- Small pot
- Big pot
- Sac
- Bag
- One unit
- Pack .
- Bit
- Box
- Lot
- Dozen
- Lot of 2
- Lot of 3
- Lot of 13
- Lot of 24
- Head
- Regime
- Bocal
- Bottle
- Glosse
- Gallon
- Litre
- Gram
- Kilogram
- Pound
- Case
- Other (SPECIFY)
- Refused
- Not applicable

101.-Over the past 7 days, did you or others in your household consume Clove ?

- YES
- NO

101.-Over the past 7 days, how much (quantity) did you or others in your household consume Clove ?

FOOD CONSUMPTION OVER PAST 7 DAYS

101.-Over the past 7 days, what's the unit did you or others in your household consume Clove ?

FOOD CONSUMPTION OVER PAST 7 DAYS

- Small pot
- Big pot
- Sac
- Bag
- One unit
- Pack .
- Bit
- Box
- Lot
- Dozen
- Lot of 2
- Lot of 3
- Lot of 13
- Lot of 24
- Head
- Regime
- Bocal
- Bottle
- Gliosse
- Gallon
- Litre
- Gram
- Kilogram
- Pound
- Case
- Other (SPECIFY)
- Refused
- Not applicable

Other (SPECIFY)

How much (Quantity) Clove consumed in the last 7 days came from purchases?

FROM PURCHASES

How much (Unit) Clove consumed in the last 7 days came from purchases?

FROM PURCHASES

- Small pot
- Big pot
- Sac
- Bag
- One unit
- Pack .
- Bit
- Box
- Lot
- Dozen
- Lot of 2
- Lot of 3
- Lot of 13
- Lot of 24
- Head
- Regime
- Bocal
- Bottle
- Glosse
- Gallon
- Litre
- Gram
- Kilogram
- Pound
- Case
- Other (SPECIFY)
- Refused
- Not applicable

Other (SPECIFY)

How much did you spend on the Clove consumed in the past 7 days?

TOTAL SPENT

Choose currency

Gourdes

US Dollar

How much (quantity) Clove came from your own production?

FROM AGRICULTURAL PRODUCTION

How much (unit) Clove came from your own production?

FROM AGRICULTURAL PRODUCTION

- Small pot
- Big pot
- Sac
- Bag
- One unit
- Pack .
- Bit
- Box
- Lot
- Dozen
- Lot of 2
- Lot of 3
- Lot of 13
- Lot of 24
- Head
- Regime
- Bocal
- Bottle
- Glosse
- Gallon
- Litre
- Gram
- Kilogram
- Pound
- Case
- Other (SPECIFY)
- Refused
- Not applicable

Other (SPECIFY)

How much (quantity) of Clove came from gifts and other sources

FROM GIFTS AND OTHER SOURCES

How much (unit) of Clove came from gifts and other sources

FROM GIFTS AND OTHER SOURCES

- Small pot
- Big pot
- Sac
- Bag
- One unit
- Pack .
- Bit
- Box
- Lot
- Dozen
- Lot of 2
- Lot of 3
- Lot of 13
- Lot of 24
- Head
- Regime
- Bocal
- Bottle
- Gliosse
- Gallon
- Litre
- Gram
- Kilogram
- Pound
- Case
- Other (SPECIFY)
- Refused
- Not applicable

Other (SPECIFY)

101.-Over the past 7 days, did you or others in your household consume Soda (Not at restaurants)?

YES

NO

101.-Over the past 7 days, how much (quantity) did you or others in your household consume Soda (Not at restaurants)?

FOOD CONSUMPTION OVER PAST 7 DAYS

101.-Over the past 7 days, what's the unit did you or others in your household consume Soda (Not at restaurants)?

FOOD CONSUMPTION OVER PAST 7 DAYS

- Small pot
- Big pot
- Sac
- Bag
- One unit
- Pack .
- Bit
- Box
- Lot
- Dozen
- Lot of 2
- Lot of 3
- Lot of 13
- Lot of 24
- Head
- Regime
- Bocal
- Bottle
- Glosse
- Gallon
- Litre
- Gram
- Kilogram
- Pound
- Case
- Other (SPECIFY)
- Refused
- Not applicable

How much (Quantity) Soda (Not at restaurants)consumed in the last 7 days came from purchases?

FROM PURCHASES

How much (Unit) Soda (Not at restaurants) consumed in the last 7 days came from purchases?

FROM PURCHASES

- Small pot
- Big pot
- Sac
- Bag
- One unit
- Pack .
- Bit
- Box
- Lot
- Dozen
- Lot of 2
- Lot of 3
- Lot of 13
- Lot of 24
- Head
- Regime
- Bocal
- Bottle
- Glosse
- Gallon
- Litre
- Gram
- Kilogram
- Pound
- Case
- Other (SPECIFY)
- Refused
- Not applicable

How much did you spend on the Soda (Not at restaurants) consumed in the past 7 days?

TOTAL SPENT

Choose currency

- Gourdes
- US Dollar

How much (quantity) of Soda (Not at restaurants) came from gifts and other sources

FROM GIFTS AND OTHER SOURCES

How much (unit) of Soda (Not at restaurants) came from gifts and other sources

FROM GIFTS AND OTHER SOURCES

- Small pot
- Big pot
- Sac
- Bag
- One unit
- Pack .
- Bit
- Box
- Lot
- Dozen
- Lot of 2
- Lot of 3
- Lot of 13
- Lot of 24
- Head
- Regime
- Bocal
- Bottle
- Glosse
- Gallon
- Litre
- Gram
- Kilogram
- Pound
- Case
- Other (SPECIFY)
- Refused
- Not applicable

101.-Over the past 7 days, did you or others in your household consume Alcoholic Drinks (not at restaurants)?

- YES
- NO

101.-Over the past 7 days, how much (quantity) did you or others in your household consume Alcoholic Drinks (not at restaurants)?

FOOD CONSUMPTION OVER PAST 7 DAYS

101.-Over the past 7 days, what's the unit did you or others in your household consume Alcoholic Drinks (not at restaurants)?

FOOD CONSUMPTION OVER PAST 7 DAYS

- Small pot
- Big pot
- Sac
- Bag
- One unit
- Pack .
- Bit
- Box
- Lot
- Dozen
- Lot of 2
- Lot of 3
- Lot of 13
- Lot of 24
- Head
- Regime
- Bocal
- Bottle
- Glosse
- Gallon
- Litre
- Gram
- Kilogram
- Pound
- Case
- Other (SPECIFY)
- Refused
- Not applicable

How much (Quantity) Alcoholic Drinks (not at restaurants)consumed in the last 7 days came from purchases?

FROM PURCHASES

How much (Unit) Alcoholic Drinks (not at restaurants) consumed in the last 7 days came from purchases?

FROM PURCHASES

- Small pot
- Big pot
- Sac
- Bag
- One unit
- Pack .
- Bit
- Box
- Lot
- Dozen
- Lot of 2
- Lot of 3
- Lot of 13
- Lot of 24
- Head
- Regime
- Bocal
- Bottle
- Glosse
- Gallon
- Litre
- Gram
- Kilogram
- Pound
- Case
- Other (SPECIFY)
- Refused
- Not applicable

How much did you spend on the Alcoholic Drinks (not at restaurants) consumed in the past 7 days?

TOTAL SPENT

Choose currency

Gourdes

US Dollar

How much (quantity) Alcoholic Drinks (not at restaurants) came from your own production?

FROM AGRICULTURAL PRODUCTION

How much (unit) Alcoholic Drinks (not at restaurants) came from your own production?

FROM AGRICULTURAL PRODUCTION

- Small pot
- Big pot
- Sac
- Bag
- One unit
- Pack .
- Bit
- Box
- Lot
- Dozen
- Lot of 2
- Lot of 3
- Lot of 13
- Lot of 24
- Head
- Regime
- Bocal
- Bottle
- Glosse
- Gallon
- Litre
- Gram
- Kilogram
- Pound
- Case
- Other (SPECIFY)
- Refused
- Not applicable

How much (quantity) of Alcoholic Drinks (not at restaurants) came from gifts and other sources

FROM GIFTS AND OTHER SOURCES

How much (unit) of Alcoholic Drinks (not at restaurants) came from gifts and other sources

FROM GIFTS AND OTHER SOURCES

- Small pot
- Big pot
- Sac
- Bag
- One unit
- Pack .
- Bit
- Box
- Lot
- Dozen
- Lot of 2
- Lot of 3
- Lot of 13
- Lot of 24
- Head
- Regime
- Bocal
- Bottle
- Glosse
- Gallon
- Litre
- Gram
- Kilogram
- Pound
- Case
- Other (SPECIFY)
- Refused
- Not applicable

101.-Over the past 7 days, did you or others in your household consume Other drinks (coffee, tea, juice, etc...)?

- YES
- NO

101.-Over the past 7 days, how much (quantity) did you or others in your household consume Other drinks (coffee, tea, juice, etc...)?

FOOD CONSUMPTION OVER PAST 7 DAYS

101.-Over the past 7 days, what's the unit did you or others in your household consume Other drinks (coffee, tea, juice, etc...)?

FOOD CONSUMPTION OVER PAST 7 DAYS

- Small pot
- Big pot
- Sac
- Bag
- One unit
- Pack .
- Bit
- Box
- Lot
- Dozen
- Lot of 2
- Lot of 3
- Lot of 13
- Lot of 24
- Head
- Regime
- Bocal
- Bottle
- Glosse
- Gallon
- Litre
- Gram
- Kilogram
- Pound
- Case
- Other (SPECIFY)
- Refused
- Not applicable

How much (Quantity) Other drinks (coffee, tea, juice, etc...)consumed in the last 7 days came from purchases?

FROM PURCHASES

How much (Unit) Other drinks (coffee, tea, juice, etc...)consumed in the last 7 days came from purchases?

FROM PURCHASES

- Small pot
- Big pot
- Sac
- Bag
- One unit
- Pack .
- Bit
- Box
- Lot
- Dozen
- Lot of 2
- Lot of 3
- Lot of 13
- Lot of 24
- Head
- Regime
- Bocal
- Bottle
- Glosse
- Gallon
- Litre
- Gram
- Kilogram
- Pound
- Case
- Other (SPECIFY)
- Refused
- Not applicable

How much did you spend on the Other drinks (coffee, tea, juice, etc...)consumed in the past 7 days?

TOTAL SPENT

Choose currency

- Gourdes
- US Dollar

How much (quantity) Other drinks (coffee, tea, juice, etc...) came from your own production?

FROM AGRICULTURAL PRODUCTION

How much (unit) Other drinks (coffee, tea, juice, etc...) came from your own production?

FROM AGRICULTURAL PRODUCTION

- Small pot
- Big pot
- Sac
- Bag
- One unit
- Pack .
- Bit
- Box
- Lot
- Dozen
- Lot of 2
- Lot of 3
- Lot of 13
- Lot of 24
- Head
- Regime
- Bocal
- Bottle
- Glosse
- Gallon
- Litre
- Gram
- Kilogram
- Pound
- Case
- Other (SPECIFY)
- Refused
- Not applicable

How much (quantity) of Other drinks (coffee, tea, juice, etc...) came from gifts and other sources

FROM GIFTS AND OTHER SOURCES

How much (unit) of Other drinks (coffee, tea, juice, etc...) came from gifts and other sources

FROM GIFTS AND OTHER SOURCES

- Small pot
- Big pot
- Sac
- Bag
- One unit
- Pack .
- Bit
- Box
- Lot
- Dozen
- Lot of 2
- Lot of 3
- Lot of 13
- Lot of 24
- Head
- Regime
- Bocal
- Bottle
- Glosse
- Gallon
- Litre
- Gram
- Kilogram
- Pound
- Case
- Other (SPECIFY)
- Refused
- Not applicable

101.-Over the past 7 days, did you or others in your household consume Cigarettes ?

- YES
- NO

101.-Over the past 7 days, how much (quantity) did you or others in your household consume Cigarettes ?

FOOD CONSUMPTION OVER PAST 7 DAYS

101.-Over the past 7 days, what's the unit did you or others in your household consume Cigarettes ?

FOOD CONSUMPTION OVER PAST 7 DAYS

- Small pot
- Big pot
- Sac
- Bag
- One unit
- Pack .
- Bit
- Box
- Lot
- Dozen
- Lot of 2
- Lot of 3
- Lot of 13
- Lot of 24
- Head
- Regime
- Bocal
- Bottle
- Glosse
- Gallon
- Litre
- Gram
- Kilogram
- Pound
- Case
- Other (SPECIFY)
- Refused
- Not applicable

Other (SPECIFY)

How much (Quantity) Cigarettes consumed in the last 7 days came from purchases?

FROM PURCHASES

How much (Unit) Cigarettes consumed in the last 7 days came from purchases?

FROM PURCHASES

- Small pot
- Big pot
- Sac
- Bag
- One unit
- Pack .
- Bit
- Box
- Lot
- Dozen
- Lot of 2
- Lot of 3
- Lot of 13
- Lot of 24
- Head
- Regime
- Bocal
- Bottle
- Glosse
- Gallon
- Litre
- Gram
- Kilogram
- Pound
- Case
- Other (SPECIFY)
- Refused
- Not applicable

Other (SPECIFY)

How much did you spend on the Cigarettes consumed in the past 7 days?

TOTAL SPENT

Choose currency

Gourdes

US Dollar

How much (quantity) of Cigarettes came from gifts and other sources

FROM GIFTS AND OTHER SOURCES

How much (unit) of Cigarettes came from gifts and other sources

FROM GIFTS AND OTHER SOURCES

- Small pot
- Big pot
- Sac
- Bag
- One unit
- Pack .
- Bit
- Box
- Lot
- Dozen
- Lot of 2
- Lot of 3
- Lot of 13
- Lot of 24
- Head
- Regime
- Bocal
- Bottle
- Glosse
- Gallon
- Litre
- Gram
- Kilogram
- Pound
- Case
- Other (SPECIFY)
- Refused
- Not applicable

Other (SPECIFY)

101.-Over the past 7 days, did you or others in your household consume Other tobacco ?

YES

NO

101.-Over the past 7 days, how much (quantity) did you or others in your household consume Other tobacco ?

FOOD CONSUMPTION OVER PAST 7 DAYS

101.-Over the past 7 days, what's the unit did you or others in your household consume Other tobacco ?

FOOD CONSUMPTION OVER PAST 7 DAYS

- Small pot
- Big pot
- Sac
- Bag
- One unit
- Pack .
- Bit
- Box
- Lot
- Dozen
- Lot of 2
- Lot of 3
- Lot of 13
- Lot of 24
- Head
- Regime
- Bocal
- Bottle
- Glosse
- Gallon
- Litre
- Gram
- Kilogram
- Pound
- Case
- Other (SPECIFY)
- Refused
- Not applicable

Other (SPECIFY)

How much (Quantity) Other tobacco consumed in the last 7 days came from purchases?

FROM PURCHASES

How much (Unit) Other tobacco consumed in the last 7 days came from purchases?

FROM PURCHASES

- Small pot
- Big pot
- Sac
- Bag
- One unit
- Pack .
- Bit
- Box
- Lot
- Dozen
- Lot of 2
- Lot of 3
- Lot of 13
- Lot of 24
- Head
- Regime
- Bocal
- Bottle
- Glosse
- Gallon
- Litre
- Gram
- Kilogram
- Pound
- Case
- Other (SPECIFY)
- Refused
- Not applicable

Other (SPECIFY)

How much did you spend on the Other tobacco consumed in the past 7 days?

TOTAL SPENT

Choose currency

Gourdes

US Dollar

How much (quantity) Other tobacco came from your own production?

FROM AGRICULTURAL PRODUCTION

How much (unit) Other tobacco came from your own production?

FROM AGRICULTURAL PRODUCTION

- Small pot
- Big pot
- Sac
- Bag
- One unit
- Pack .
- Bit
- Box
- Lot
- Dozen
- Lot of 2
- Lot of 3
- Lot of 13
- Lot of 24
- Head
- Regime
- Bocal
- Bottle
- Glosse
- Gallon
- Litre
- Gram
- Kilogram
- Pound
- Case
- Other (SPECIFY)
- Refused
- Not applicable

Other (SPECIFY)

How much (quantity) of Other tobacco came from gifts and other sources

FROM GIFTS AND OTHER SOURCES

How much (unit) of Other tobacco came from gifts and other sources

FROM GIFTS AND OTHER SOURCES

- Small pot
- Big pot
- Sac
- Bag
- One unit
- Pack .
- Bit
- Box
- Lot
- Dozen
- Lot of 2
- Lot of 3
- Lot of 13
- Lot of 24
- Head
- Regime
- Bocal
- Bottle
- Gliosse
- Gallon
- Litre
- Gram
- Kilogram
- Pound
- Case
- Other (SPECIFY)
- Refused
- Not applicable

Other (SPECIFY)

-

101.-Over the past 7 days, did you or others in your household had eaten at the restaurant ?

YES

NO

102.- In the restaurant where you've eaten for the last 7 days, How much money did you spend

-

103.-Over the past 7 days, did you or others in your household was drinking at the restaurant ?

YES

NO

102.- In the restaurant where you've been drinking for the last 7 days, How much money did you spend

-

Choose currency

Gourdes

US Dollar

101.-Over the past 7 days, did you or others in your household had eaten foods not on this list

YES

NO

What's the name of this dish

104.-Over the past 7 days, what's the quantity of did you or others in your household consume ?

FOOD CONSUMPTION OVER PAST 7 DAYS

104.-Over the past 7 days, what's the unit of did you or others in your household consume ?

FOOD CONSUMPTION OVER PAST 7 DAYS

- Small pot
- Big pot
- Sac
- Bag
- One unit
- Pack .
- Bit
- Box
- Lot
- Dozen
- Lot of 2
- Lot of 3
- Lot of 13
- Lot of 24
- Head
- Regime
- Bocal
- Bottle
- Glosse
- Gallon
- Litre
- Gram
- Kilogram
- Pound
- Case
- Other (SPECIFY)
- Refused
- Not applicable

Other (SPECIFY)

Over the past 7 days, How much (quantity) did you purchases?

FROM PURCHASES

Over the past 7 days, How much (unity) did you purchases?

FROM PURCHASES

- Small pot
- Big pot
- Sac
- Bag
- One unit
- Pack .
- Bit
- Box
- Lot
- Dozen
- Lot of 2
- Lot of 3
- Lot of 13
- Lot of 24
- Head
- Regime
- Bocal
- Bottle
- Gliosse
- Gallon
- Litre
- Gram
- Kilogram
- Pound
- Case
- Other (SPECIFY)
- Refused
- Not applicable

Other (SPECIFY)

Over the past 7 days, How much (unity) did you purchases?

TOTAL SPENT

Choose currency

Gourdes

US Dollar

How much (quantity) came from your own production?

FROM AGRICULTURAL PRODUCTION

How much (unit) came from your own production?

FROM AGRICULTURAL PRODUCTION

- Small pot
- Big pot
- Sac
- Bag
- One unit
- Pack .
- Bit
- Box
- Lot
- Dozen
- Lot of 2
- Lot of 3
- Lot of 13
- Lot of 24
- Head
- Regime
- Bocal
- Bottle
- Glosse
- Gallon
- Litre
- Gram
- Kilogram
- Pound
- Case
- Other (SPECIFY)
- Refused
- Not applicable

Other (SPECIFY)

How much (quantity) of came from gifts and other sources

FROM GIFTS AND OTHER SOURCES

How much (unit) of came from gifts and other sources

FROM GIFTS AND OTHER SOURCES

- Small pot
- Big pot
- Sac
- Bag
- One unit
- Pack .
- Bit
- Box
- Lot
- Dozen
- Lot of 2
- Lot of 3
- Lot of 13
- Lot of 24
- Head
- Regime
- Bocal
- Bottle
- Glosse
- Gallon
- Litre
- Gram
- Kilogram
- Pound
- Case
- Other (SPECIFY)
- Refused
- Not applicable

Other (SPECIFY)

101.-Over the past 7 days, did you or others in your household had eaten foods not on this list

YES

NO

What's the name of this dish

104.-Over the past 7 days, what's the quantity of did you or others in your household consume ?

FOOD CONSUMPTION OVER PAST 7 DAYS

104.-Over the past 7 days, what's the unit of did you or others in your household consume ?

FOOD CONSUMPTION OVER PAST 7 DAYS

- Small pot
- Big pot
- Sac
- Bag
- One unit
- Pack .
- Bit
- Box
- Lot
- Dozen
- Lot of 2
- Lot of 3
- Lot of 13
- Lot of 24
- Head
- Regime
- Bocal
- Bottle
- Glosse
- Gallon
- Litre
- Gram
- Kilogram
- Pound
- Case
- Other (SPECIFY)
- Refused
- Not applicable

Other (SPECIFY)

Over the past 7 days, How much (quantity) did you purchases?

FROM PURCHASES

Over the past 7 days, How much (unity) did you purchases?

FROM PURCHASES

- Small pot
- Big pot
- Sac
- Bag
- One unit
- Pack .
- Bit
- Box
- Lot
- Dozen
- Lot of 2
- Lot of 3
- Lot of 13
- Lot of 24
- Head
- Regime
- Bocal
- Bottle
- Gliosse
- Gallon
- Litre
- Gram
- Kilogram
- Pound
- Case
- Other (SPECIFY)
- Refused
- Not applicable

Other (SPECIFY)

Over the past 7 days, How much (unity) did you purchases?

TOTAL SPENT

Choose currency

Gourdes

US Dollar

How much (quantity) came from your own production?

FROM AGRICULTURAL PRODUCTION

How much (unit) came from your own production?

FROM AGRICULTURAL PRODUCTION

- Small pot
- Big pot
- Sac
- Bag
- One unit
- Pack .
- Bit
- Box
- Lot
- Dozen
- Lot of 2
- Lot of 3
- Lot of 13
- Lot of 24
- Head
- Regime
- Bocal
- Bottle
- Glosse
- Gallon
- Litre
- Gram
- Kilogram
- Pound
- Case
- Other (SPECIFY)
- Refused
- Not applicable

Other (SPECIFY)

How much (quantity) of came from gifts and other sources

FROM GIFTS AND OTHER SOURCES

How much (unit) of came from gifts and other sources

FROM GIFTS AND OTHER SOURCES

- Small pot
- Big pot
- Sac
- Bag
- One unit
- Pack .
- Bit
- Box
- Lot
- Dozen
- Lot of 2
- Lot of 3
- Lot of 13
- Lot of 24
- Head
- Regime
- Bocal
- Bottle
- Gliosse
- Gallon
- Litre
- Gram
- Kilogram
- Pound
- Case
- Other (SPECIFY)
- Refused
- Not applicable

Other (SPECIFY)

101.-Over the past 7 days, did you or others in your household had eaten foods not on this list

YES

NO

What's the name of this dish

104.-Over the past 7 days, what's the quantity of did you or others in your household consume ?

FOOD CONSUMPTION OVER PAST 7 DAYS

104.-Over the past 7 days, what's the unit of did you or others in your household consume ?

FOOD CONSUMPTION OVER PAST 7 DAYS

- Small pot
- Big pot
- Sac
- Bag
- One unit
- Pack .
- Bit
- Box
- Lot
- Dozen
- Lot of 2
- Lot of 3
- Lot of 13
- Lot of 24
- Head
- Regime
- Bocal
- Bottle
- Glosse
- Gallon
- Litre
- Gram
- Kilogram
- Pound
- Case
- Other (SPECIFY)
- Refused
- Not applicable

Other (SPECIFY)

Over the past 7 days, How much (quantity) did you purchases?

FROM PURCHASES

Over the past 7 days, How much (unity) did you purchases?

FROM PURCHASES

- Small pot
- Big pot
- Sac
- Bag
- One unit
- Pack .
- Bit
- Box
- Lot
- Dozen
- Lot of 2
- Lot of 3
- Lot of 13
- Lot of 24
- Head
- Regime
- Bocal
- Bottle
- Gliosse
- Gallon
- Litre
- Gram
- Kilogram
- Pound
- Case
- Other (SPECIFY)
- Refused
- Not applicable

Other (SPECIFY)

Over the past 7 days, How much (unity) did you purchases?

TOTAL SPENT

Choose currency

Gourdes

US Dollar

How much (quantity) came from your own production?

FROM AGRICULTURAL PRODUCTION

How much (unit) came from your own production?

FROM AGRICULTURAL PRODUCTION

- Small pot
- Big pot
- Sac
- Bag
- One unit
- Pack .
- Bit
- Box
- Lot
- Dozen
- Lot of 2
- Lot of 3
- Lot of 13
- Lot of 24
- Head
- Regime
- Bocal
- Bottle
- Glosse
- Gallon
- Litre
- Gram
- Kilogram
- Pound
- Case
- Other (SPECIFY)
- Refused
- Not applicable

Other (SPECIFY)

How much (quantity) of came from gifts and other sources

FROM GIFTS AND OTHER SOURCES

How much (unit) of came from gifts and other sources

FROM GIFTS AND OTHER SOURCES

- Small pot
- Big pot
- Sac
- Bag
- One unit
- Pack .
- Bit
- Box
- Lot
- Dozen
- Lot of 2
- Lot of 3
- Lot of 13
- Lot of 24
- Head
- Regime
- Bocal
- Bottle
- Gliosse
- Gallon
- Litre
- Gram
- Kilogram
- Pound
- Case
- Other (SPECIFY)
- Refused
- Not applicable

Other (SPECIFY)

MODULE H2

MODULE H2. NON-DURABLE GOODS AND FREQUENTLY PURCHASED SERVICES OVER PAST 30 DAYS

201.-Over the past 30 DAYS, did your household use or buy Soap and cleaning products?

- YES
 NO

202a.-How much did you pay (how much did they cost) in total?

Choose currency

- Gourdes
 US Dollar

202.-Over the past 30 DAYS, did your household use or buy Hygiene (toothpaste, deodorant, soap body cream, etc.)?

- YES
 NO

202a.-How much did you pay (how much did they cost) in total?

Choose currency

- Gourdes
 US Dollar

203.-Over the past 30 DAYS, did your household use or buy Cosmetic products (make up, facial cream, etc.) ?

- YES
 NO

203a.-How much did you pay (how much did they cost) in total?

Choose currency

- Gourdes
 US Dollar

204.-Over the past 30 DAYS, did your household use or buy Charcoal?

- YES
 NO

204a.-How much did you pay (how much did they cost) in total?

Choose currency

- Gourdes
 US Dollar

205.-Over the past 30 DAYS, did your household use or buy wood?

- YES
 NO

205a.-How much did you pay (how much did they cost) in total?

Choose currency

- Gourdes
 US Dollar

206.-Over the past 30 DAYS, did your household use or buy candles

- YES
 NO

206a.-How much did you pay (how much did they cost) in total?

Choose currency

- Gourdes
 US Dollar

207.-Over the past 30 DAYS, did your household use or buy Propane gas?

- YES
 NO

207a.-How much did you pay (how much did they cost) in total?

Choose currency

- Gourdes
 US Dollar

208.-Over the past 30 DAYS, did your household use or buy Tobacco?

- YES
 NO

208a.-How much did you pay (how much did they cost) in total?

Choose currency

- Gourdes
 US Dollar

209.-Over the past 30 DAYS, did your household use or buy Fuel, gasoline, diesel?

- YES
 NO

209a.-How much did you pay (how much did they cost) in total?

Choose currency

- Gourdes
 US Dollar

210.-Over the past 30 DAYS, did your household use or buy Other vehicle related-expenses (repairs, lubricants,etc.)?

- YES
 NO

210a.-How much did you pay (how much did they cost) in total?

Choose currency

- Gourdes
- US Dollar

211.-Over the past 30 DAYS, did your household use or buy Transport (local)?

- YES
- NO

211a.-How much did you pay (how much did they cost) in total?

Choose currency

- Gourdes
- US Dollar

212.-Over the past 30 DAYS, did your household use or buy Transport (long distance)?

- YES
- NO

212a.-How much did you pay (how much did they cost) in total?

Choose currency

- Gourdes
- US Dollar

213.-Over the past 30 DAYS, did your household use or buy Domestic work (Maid, guardian, driver)?

- YES
- NO

213a.-How much did you pay (how much did they cost) in total?

Choose currency

- Gourdes
- US Dollar

214.-Over the past 30 DAYS, did your household use or buy Entertainment, sports, reading?

YES

NO

214a.-How much did you pay (how much did they cost) in total?

Choose currency

Gourdes

US Dollar

**215.-Over the past 30 DAYS, did your household use or buy Other non-durable goods or services like hairdressing?
What?**

YES

NO

215a.-How much did you pay (how much did they cost) in total?

Choose currency

Gourdes

US Dollar

216.- Have you had any services or products that you have used in the last 30 days?

YES

NO

216a.- What was that?

216b.-How much did you pay (how much did they cost) in total?

Choose currency

Gourdes

US Dollar

217.- Have you had any services or products that you have used in the last 30 days?

- YES
- NO

217a.- What was that?

201a.-How much did you pay (how much did they cost) in total?

Choose currency

- Gourdes
- US Dollar

» UTILITIES

218.-Over the past 30 DAYS, did your household use or buy Water: water expenses in own home/yard/plot

- YES
- NO

218a.-How much did you pay (how much did they cost) in total?

Choose currency

- Gourdes
- US Dollar

219.-Over the past 30 DAYS, did your household use or buy Public fountain/water reservoir/water purchase

- YES
- NO

219a.-How much did you pay (how much did they cost) in total?

Choose currency

- Gourdes
- US Dollar

220.-Over the past 30 DAYS, did your household use or buy Treated water/industrial water bags

YES

NO

220a.-How much did you pay (how much did they cost) in total?

Choose currency

Gourdes

US Dollar

221.-Over the past 30 DAYS, did your household use or buy Telephone: landline

YES

NO

221a.-How much did you pay (how much did they cost) in total?

Choose currency

Gourdes

US Dollar

222.-Over the past 30 DAYS, did your household use or buy Cellular telephone

YES

NO

222a.-How much did you pay (how much did they cost) in total?

Choose currency

Gourdes

US Dollar

223.-Over the past 30 DAYS, did your household use or buy Electricity

YES

NO

223a.-How much did you pay (how much did they cost) in total?

Choose currency

- Gourdes
 US Dollar

224.-Over the past 30 DAYS, did your household use or buy Internet (modem, cybercafe)

- YES
 NO

224a.-How much did you pay (how much did they cost) in total?

Choose currency

- Gourdes
 US Dollar

MODULE H3. NON-FOOD EXPENDITURES OVER PAST 12 MONTHS

301.-Over the past 12 months, did your household use or buy women's clothing?

- YES
 NO

301a.-How much did you pay (how much did they cost) in total?

Choose currency

- Gourdes
 US Dollar

302.-Over the past 12 months, did your household use or buy men's clothing?

- YES
 NO

302a.-How much did you pay (how much did they cost) in total?

Choose currency

- Gourdes
- US Dollar

303.-Over the past 12 months, did your household use or buy children's clothing?

- YES
- NO

303a.-How much did you pay (how much did they cost) in total?

Choose currency

- Gourdes
- US Dollar

301.-Over the past 12 months, did your household use or buy Women's footwear?

- YES
- NO

301a.-How much did you pay (how much did they cost) in total?

Choose currency

- Gourdes
- US Dollar

301.-Over the past 12 months, did your household use or buy men's footwear?

- YES
- NO

301a.-How much did you pay (how much did they cost) in total?

Choose currency

- Gourdes
- US Dollar

301.-Over the past 12 months, did your household use or buy children's footwear?

- YES
- NO

301a.-How much did you pay (how much did they cost) in total?

Choose currency

- Gourdes
- US Dollar

301.-Over the past 12 months, did your household use or buy Cloth?

- YES
- NO

301a.-How much did you pay (how much did they cost) in total?

Choose currency

- Gourdes
- US Dollar

301.-Over the past 12 months, did your household use the services of a dressmaker:

- YES
- NO

301a.-How much did you pay (how much did they cost) in total?

Choose currency

- Gourdes
- US Dollar

301.-Over the past 12 months, did your household use or buy Small household items?

- YES
- NO

301a.-How much did you pay (how much did they cost) in total?

Choose currency

- Gourdes
- US Dollar

» HEALTH AND MEDICAL CARE

310.- Over the past 12 months, did your household use consultations?

- YES
- NO

310a.- Total cost

Choose currency

- Gourdes
- US Dollar

310.- Over the past 12 months, did your household use Drugs and traditional medications?

- YES
- NO

310a.- Total cost

Choose currency

- Gourdes
- US Dollar

310.- Over the past 12 months, did your household use Hospitalization?

- YES
- NO

310a.- Total cost

Choose currency

- Gourdes
 US Dollar

310.- Over the past 12 months, did your household use Examinations and medical care?

- YES
 NO

310a.- Total cost

Choose currency

- Gourdes
 US Dollar

310.- Over the past 12 months, did your household use Glasses and prosthesis?

- YES
 NO

310a.- Total cost

Choose currency

- Gourdes
 US Dollar

310.- Over the past 12 months, did your household use Treatment materials?

- YES
 NO

310a.- Total cost

Choose currency

- Gourdes
 US Dollar

» EDUCATION EXPENDITURES

310.- Over the past 12 months, did your household pay School fees (inscription fees)?

YES

NO

310a.- Total cost

Choose currency

Gourdes

US Dollar

310.- Over the past 12 months, did your household bought Books and other school supplies?

YES

NO

310a.- Total cost

Choose currency

Gourdes

US Dollar

310.- Over the past 12 months, did your household use School transport fees?

YES

NO

310a.- Total cost

Choose currency

Gourdes

US Dollar

310.- Over the past 12 months, did your household used/bought School uniforms, shoes and other school clothing?

YES

NO

310a.- Total cost

Choose currency

- Gourdes
- US Dollar

310.- Over the past 12 months, did your household use Other educational expenses (like tutorial, english course)?

- YES
- NO

310a.- Total cost

Choose currency

- Gourdes
- US Dollar

» EXCEPTIONAL EXPENDITURES

310.- Over the past 12 months, did your household pay/use Construction/Home improvement expenses

- YES
- NO

310a.- Total cost

Choose currency

- Gourdes
- US Dollar

310.- Over the past 12 months, did your household organize Ceremonies like baptism, marriage, funerals, etc.

- YES
- NO

310a.- Total cost

Choose currency

- Gourdes
- US Dollar

310.- Over the past 12 months, did your household pay/organize parties?

- YES
- NO

310a.- Total cost

Choose currency

- Gourdes
- US Dollar

310.- Over the past 12 months, did your household pay Taxes, fines, tax contraventions?

- YES
- NO

310a.- Total cost

Choose currency

- Gourdes
- US Dollar

310.- Over the past 12 months, did your household bought Ornaments, including purchases and modifications of jewellery, necklaces, chains, bracelets, etc. pay/use Construction/Home improvement expenses

- YES
- NO

310a.- Total cost

Choose currency

- Gourdes
- US Dollar

310.- Over the past 12 months, did your household bought Durable furniture and equipments (living room, cupboards, library, fridge, kitchen, video, television)

- YES
 NO

310a.- Total cost

Choose currency

- Gourdes
 US Dollar

310.- Over the past 12 months, did your household bought Vehicle purchase (car, motorcycle, bicycle, etc.)

- YES
 NO

310a.- Total cost

Choose currency

- Gourdes
 US Dollar

310.- Others expenditures?

- YES
 NO

310a.- What? (Give a list of expenses)

310.- Total cost

Choose currency

- Gourdes
 US Dollar

310.- Others expenditures?

- YES
- NO

310a.- What? (Give a list of expenses)

310.- Total cost

Choose currency

- Gourdes
- US Dollar

310.- Others expenditures?

- YES
- NO

310a.- What? (Give a list of expenses)

310.- Total cost

Choose currency

- Gourdes
- US Dollar

MODULE H4. HOUSING EXPENDITURES

» HOUSING EXPENDITURES

Do you own or are you purchasing this house, is it provided to you by an employer, do you use it for free, or do you rent this house?

- OWN
- BEING PURCHASED
- EMPLOYER PROVIDES
- FREE, AUTHORIZED
- FREE, NOT AUTHORIZED
- RENTED
- OTHER
- DON'T KNOW/NO RESPONSE/NOT APPLICABLE

If you sold this house today, how much would you receive for it?

IF THE PERSON DOESN'T KNOW/NO RESPONSE/NOT APPLICABLE, WRITE 98

Choose currency

- Gourdes
- US Dollar

How many years ago was this house built? How old is it?

IF THE PERSON DOESN'T KNOW/NO RESPONSE/NOT APPLICABLE, WRITE 00

If you rented this house today, how much rent would you receive per day?

IF THE PERSON DOESN'T KNOW/NO RESPONSE/NOT APPLICABLE, WRITE 00

- per day
- per week
- per month
- per year
- Don't know/No answer

Choose currency

- Gourdes
- US Dollar

If you rented this house today, how much rent would you receive per day?

How much do you pay to rent this dwelling per day?

IF THE PERSON DOESN'T KNOW/NO RESPONSE/NOT APPLICABLE, WRITE 00

- per day
- per week
- per month
- per year
- Don't know/No answer

Choose currency

- Gourdes
- US Dollar

If you rented this house today, how much rent would you receive per day?

MODULE H5. VALUE OF ASSETS

Does your household own a Oven (electric/gas)?

- YES
- NO

How many Oven (electric/gas) do you own?

What is the age of these oven (electric/gas)

IF MORE THAN ONE ITEM, AVERAGE AGE

How much were these Oven (electric/gas) worth when you acquired them?

IF MORE THAN ONE ITEM, AVERAGE AGE

Choose currency

- Gourdes
- US Dollar

If you wanted to sell these Oven (electric/gas) today, how much would you receive?

IF MORE THAN ONE ITEM, AVERAGE AGE

Choose currency

- Gourdes
- US Dollar

Does your household own a Stove (Coal/wood)?

- YES
- NO

How many Stove (Coal/wood) do you own?

What is the age of these Stove (Coal/wood)

IF MORE THAN ONE ITEM, AVERAGE AGE

How much were these Stove (Coal/wood) worth when you acquired them?

IF MORE THAN ONE ITEM, AVERAGE AGE

Choose currency

- Gourdes
- US Dollar

If you wanted to sell these Stove (Coal/wood) today, how much would you receive?

IF MORE THAN ONE ITEM, AVERAGE AGE

Choose currency

- Gourdes
- US Dollar

Does your household own a boiler?

- YES
- NO

How many boiler do you own?

What is the age of these boiler

IF MORE THAN ONE ITEM, AVERAGE AGE

How much were these boiler worth when you acquired them?

IF MORE THAN ONE ITEM, AVERAGE AGE

Choose currency

Gourdes

US Dollar

If you wanted to sell these boiler today, how much would you receive?

IF MORE THAN ONE ITEM, AVERAGE AGE

Choose currency

Gourdes

US Dollar

Does your household own a Television?

YES

NO

How many Television do you own?

What is the age of these Television

IF MORE THAN ONE ITEM, AVERAGE AGE

How much were these Television worth when you acquired them?

IF MORE THAN ONE ITEM, AVERAGE AGE

Choose currency

Gourdes

US Dollar

If you wanted to sell these Television today, how much would you receive?

IF MORE THAN ONE ITEM, AVERAGE AGE

Choose currency

- Gourdes
 US Dollar

Does your household own a Radio?

- YES
 NO

How many Radio do you own?

What is the age of these Radio

IF MORE THAN ONE ITEM, AVERAGE AGE

How much were these Radio worth when you acquired them?

IF MORE THAN ONE ITEM, AVERAGE AGE

Choose currency

- Gourdes
 US Dollar

If you wanted to sell these Radio today, how much would you receive?

IF MORE THAN ONE ITEM, AVERAGE AGE

Choose currency

- Gourdes
 US Dollar

Does your household own a Stereo system?

- YES
 NO

How many Stereo system do you own?

What is the age of these Stereo system

IF MORE THAN ONE ITEM, AVERAGE AGE

How much were these Stereo system worth when you acquired them?

IF MORE THAN ONE ITEM, AVERAGE AGE

Choose currency

- Gourdes
 US Dollar

If you wanted to sell these Stereo system today, how much would you receive?

IF MORE THAN ONE ITEM, AVERAGE AGE

Choose currency

- Gourdes
 US Dollar

Does your household own a Cellular telephone?

- YES
 NO

How many Cellular telephone do you own?

What is the age of these Cellular telephone

IF MORE THAN ONE ITEM, AVERAGE AGE

How much were these Cellular telephone worth when you acquired them?

IF MORE THAN ONE ITEM, AVERAGE AGE

Choose currency

- Gourdes
- US Dollar

If you wanted to sell these Cellular telephone today, how much would you receive?

IF MORE THAN ONE ITEM, AVERAGE AGE

Choose currency

- Gourdes
- US Dollar

Does your household own a Telephone landline?

- YES
- NO

How many Telephone landline do you own?

What is the age of these Telephone landline

IF MORE THAN ONE ITEM, AVERAGE AGE

How much were these Telephone landline worth when you acquired them?

IF MORE THAN ONE ITEM, AVERAGE AGE

Choose currency

- Gourdes
- US Dollar

If you wanted to sell these Telephone landline today, how much would you receive?

IF MORE THAN ONE ITEM, AVERAGE AGE

Choose currency

- Gourdes
- US Dollar

Does your household own a Refrigerator/Freezer?

- YES
- NO

How many Refrigerator/Freezer do you own?

What is the age of these Refrigerator/Freezer

IF MORE THAN ONE ITEM, AVERAGE AGE

How much were these Refrigerator/Freezer worth when you acquired them?

IF MORE THAN ONE ITEM, AVERAGE AGE

Choose currency

- Gourdes
- US Dollar

If you wanted to sell these Refrigerator/Freezer today, how much would you receive?

IF MORE THAN ONE ITEM, AVERAGE AGE

Choose currency

- Gourdes
- US Dollar

Does your household own a generator?

- YES
- NO

How many generator do you own?

What is the age of these generator?

IF MORE THAN ONE ITEM, AVERAGE AGE

How much were these generator worth when you acquired them?

IF MORE THAN ONE ITEM, AVERAGE AGE

Choose currency

Gourdes

US Dollar

If you wanted to sell these generator today, how much would you receive?

IF MORE THAN ONE ITEM, AVERAGE AGE

Choose currency

Gourdes

US Dollar

Does your household own a Inverter/Accumulator?

YES

NO

How many Inverter/Accumulator do you own?

What is the age of these Inverter/Accumulator

IF MORE THAN ONE ITEM, AVERAGE AGE

How much were these Inverter/Accumulator worth when you acquired them?

IF MORE THAN ONE ITEM, AVERAGE AGE

Choose currency

Gourdes

US Dollar

If you wanted to sell these Inverter/Accumulator today, how much would you receive?

IF MORE THAN ONE ITEM, AVERAGE AGE

Choose currency

- Gourdes
- US Dollar

Does your household own a Computer?

- YES
- NO

How many Computer do you own?

What is the age of these Computer

IF MORE THAN ONE ITEM, AVERAGE AGE

How much were these Computer worth when you acquired them?

IF MORE THAN ONE ITEM, AVERAGE AGE

Choose currency

- Gourdes
- US Dollar

If you wanted to sell these Computer today, how much would you receive?

IF MORE THAN ONE ITEM, AVERAGE AGE

Choose currency

- Gourdes
- US Dollar

Does your household own a Internet access?

- YES
- NO

How many Internet access do you own?

What is the age of these Internet access

IF MORE THAN ONE ITEM, AVERAGE AGE

How much were these Internet access worth when you acquired them?

IF MORE THAN ONE ITEM, AVERAGE AGE

Choose currency

Gourdes

US Dollar

If you wanted to sell these Internet access today, how much would you receive?

IF MORE THAN ONE ITEM, AVERAGE AGE

Choose currency

Gourdes

US Dollar

Does your household own a fan?

YES

NO

How many fan do you own?

What is the age of these fan

IF MORE THAN ONE ITEM, AVERAGE AGE

How much were these fan worth when you acquired them?

IF MORE THAN ONE ITEM, AVERAGE AGE

Choose currency

Gourdes

US Dollar

If you wanted to sell these fan today, how much would you receive?

IF MORE THAN ONE ITEM, AVERAGE AGE

Choose currency

Gourdes

US Dollar

Does your household own a bicycle?

YES

NO

How many bicycle do you own?

What is the age of these bicycle

IF MORE THAN ONE ITEM, AVERAGE AGE

How much were these bicycle worth when you acquired them?

IF MORE THAN ONE ITEM, AVERAGE AGE

Choose currency

Gourdes

US Dollar

If you wanted to sell these bicycle today, how much would you receive?

IF MORE THAN ONE ITEM, AVERAGE AGE

Choose currency

Gourdes

US Dollar

Does your household own a Motorcycle?

YES

NO

How many Motorcycle do you own?

What is the age of these Motorcycle

IF MORE THAN ONE ITEM, AVERAGE AGE

How much were these Motorcycle worth when you acquired them?

IF MORE THAN ONE ITEM, AVERAGE AGE

Choose currency

Gourdes

US Dollar

If you wanted to sell these Motorcycle today, how much would you receive?

IF MORE THAN ONE ITEM, AVERAGE AGE

Choose currency

Gourdes

US Dollar

Does your household own a Car, Truck?

YES

NO

How many Car, Truck do you own?

What is the age of these Car, Truck

IF MORE THAN ONE ITEM, AVERAGE AGE

How much were these Car, Truck worth when you acquired them?

IF MORE THAN ONE ITEM, AVERAGE AGE

Choose currency

- Gourdes
- US Dollar

If you wanted to sell these Car, Truck today, how much would you receive?

IF MORE THAN ONE ITEM, AVERAGE AGE

Choose currency

- Gourdes
- US Dollar

Does your household own a sewing machine?

- YES
- NO

How many sewing machine do you own?

What is the age of these sewing machine

IF MORE THAN ONE ITEM, AVERAGE AGE

How much were these sewing machine worth when you acquired them?

IF MORE THAN ONE ITEM, AVERAGE AGE

Choose currency

- Gourdes
- US Dollar

If you wanted to sell these sewing machine today, how much would you receive?

IF MORE THAN ONE ITEM, AVERAGE AGE

Choose currency

- Gourdes
- US Dollar

Does your household own a agricultural equipment?

- YES
 NO

How many agricultural equipment do you own?

What is the age of these agricultural equipment

IF MORE THAN ONE ITEM, AVERAGE AGE

How much were these agricultural equipment worth when you acquired them?

IF MORE THAN ONE ITEM, AVERAGE AGE

Choose currency

- Gourdes
 US Dollar

If you wanted to sell these agricultural equipment today, how much would you receive?

IF MORE THAN ONE ITEM, AVERAGE AGE

Choose currency

- Gourdes
 US Dollar

Does your household own a furniture/bed/sofa/table?

- YES
 NO

How many furniture/bed/sofa/table do you own?

What is the age of these furniture/bed/sofa/table

IF MORE THAN ONE ITEM, AVERAGE AGE

How much were these furniture/bed/sofa/table worth when you acquired them?

IF MORE THAN ONE ITEM, AVERAGE AGE

Choose currency

Gourdes

US Dollar

If you wanted to sell these furniture/bed/sofa/table today, how much would you receive?

IF MORE THAN ONE ITEM, AVERAGE AGE

Choose currency

Gourdes

US Dollar

-

-

-

-

-

Collect the geopoint at 10 meters precision at maximum

latitude (x.y °)

longitude (x.y °)

altitude (m)

accuracy (m)



Number of visits

Final result

- COMPLETED
- NO HOUSEHOLD MEMBER AT HOME OR NO COMPETENT RESPONDENT AT HOME AT TIME OF VISIT
- POSTPONED
- NOT COMPLETED
- ENTIRE HOUSEHOLD ABSENT FOR EXTENDED PERIOD OF TIME
- INCAPACITY
- REFUSE
- OTHER
- REPLACED

Specify other result

Is this the same person that was interviewed in January or February 2020?

- YES
- NO
- DON' T KNOW
- REFUSE